

Parts Manual

Generator Set

with PowerCommand[®] 2100 Controller

DGBB (Spec K–M)

DGBC (Spec J–L)

DGCA (Spec T–V)

DGCB (Spec T–V)

DGCG (Spec A–C)

MODEL IDENTIFICATION

To avoid errors or delay in filling your parts order, always give the MODEL, SPEC NO. and SERIAL NO. from the Cummins Power Generation nameplate.

For handy reference, insert your nameplate information in the spaces below.

MODEL AND SPEC NO.

SERIAL NO.

DIGITAL CONTROL SOFTWARE VERSION
AND DATE (IF APPLICABLE)

SAFETY PRECAUTIONS

The following symbols are used in Cummins Power Generation manuals to alert users to the potentially dangerous conditions relating to maintenance of equipment and replacement of parts. Please read and observe.



This symbol warns of immediate hazards which will result in severe personal injury or death.



This symbol refers to a hazard or unsafe practice which can result in severe personal injury or death.



This symbol refers to a hazard or unsafe practice which can result in severe personal injury or product or property damage.

PRODUCT SAFETY PRECAUTIONS



Service and repair of Cummins Power Generation equipment must be performed by trained, experienced personnel only. Improper service or repair may result in property damage, severe personal injury or death. Do not use this catalog as a guide to servicing your equipment. Read and follow the IMPORTANT SAFETY INSTRUCTIONS in the Service Manual appropriate for the equipment you are working on.



Contact with USED ENGINE OILS has been identified by a United States federal agency and some USA state agencies as causing CANCER or REPRODUCTIVE TOXICITY. When checking or changing engine oils take all necessary precautions not to ingest, breathe the fumes or contact the used oil.



Contact with ASBESTOS has been identified by a United States federal agency and some USA state agencies as causing CANCER or REPRODUCTIVE TOXICITY. When handling engine gaskets take all necessary precautions not to ingest, breathe or contact the dust from the gaskets! Use adequate ventilation and wear protective gloves, masks and clothing!



Contact with BENZINE and LEAD, found in gasoline, fuel additives and solvents has been identified by a United States federal agency and some USA state agencies as causing CANCER or REPRODUCTIVE TOXICITY. When checking, draining or adding gasoline and fuel additives or using solvents take all necessary precautions not to ingest, breathe the fumes or contact the liquids. Use adequate ventilation and wear protective gloves, masks and protective clothing!

Introduction

This catalog applies to the standard generator models DGBB, DGBC, DGCA, DGCB and DGCG as listed in the Generator Set Data Table. Parts are arranged in groups of related items and each illustrated part is identified by a reference number corresponding to the same reference number in the parts list. Parts illustrations are typical. Unless otherwise mentioned in the description or page heading, parts are interchangeable between models. Throughout this catalog left and right sides are determined by facing the engine end (front) of the set.

Engine parts that have been modified or added by Cummins Power Generation are identified in this catalog. All other engine replacement parts must be ordered from the engine manufacturer by referring to the engine manufacturer's name-plate and supplying all available information. Contact your nearest engine parts distributor for assistance in ordering replacement parts.

Replacement Engine

Cummins Power Generation Generator Model	Cummins Engine Model
DGBB (L097)	4B3.9-G2
DGBB (L098)	4BT3.9-G5
DGBC	4B3.9-G2
DGCA (L097)	4BT3.9-G4
DGCB (L097)	4BT3.9-G4
DGCA (L098)	4BTA3.9-G5
DGCB (L098)	4BTA3.9-G5
DGCG	4BTA3.9-G3

Generator Set Data Table

Model/ Specification	Electrical Data					Battery Voltage
	Watts	Volts	Hertz	Wire	Phase	
35DGBB*	35,000	#	60	4,6,12	1 or 3	12 VDC
28DGBB*	28,000	#	50	4,6,12	1 or 3	12 VDC
40DGBC*	40,000	#	60	4,6,12	1 or 3	12 VDC
32DGBC*	32,000	#	50	4,6,12	1 or 3	12 VDC
50DGCA*	50,000	#	60	4,6,12	1 or 3	12 VDC
40DGCA*	40,000	#	50	4,6,12	1 or 3	12 VDC
60DGCB*	60,000	#	60	4,6,12	1 or 3	12 VDC
50DGCB*	50,000	#	50	4,6,12	1 or 3	12 VDC
80DGCG*	80,000	#	60	4,6,12	1 or 3	12 VDC
65DGCG*	65,000	#	50	4,6,12	1 or 3	12 VDC

* – The Specification number denotes customer requested options or deviations from the standard model. The specification letter advances with major manufacturing changes.

– Broad Range Reconnectible.

Copyright©2001 Cummins Power Generation. All rights reserved.

This Page Intentionally Left Blank.



Index

A

Adapter, Duct – Radiator, **42**
Adapter, Exhaust – DGBB, DGBC, **28**
Adapter, Exhaust – Housed Sets, **29**
Adapter, Exhaust – Standard, **30**
Adapter, Generator, **67**
Alarm, Basin, **27**
Alarm, Low Fuel, **26**
Alternator, **59**
Annunciator, **77**

B

Band, Cleaner – Air – DGCA, DGCB – L097, **16**
Barrier, Sound, **56**
Bell, End, **61**, **67**
Block, Terminal – Generator, **67**
Block, Terminal – Generator Heater – Quiet Site, **63**
Block, Terminal – Generator Heater – Standard, **62**
Board, Printed Circuit – Bargraph, **73**
Board, Printed Circuit – Base, **73**
Board, Printed Circuit – Fuel Tank Control, **24**
Board, Printed Circuit – LED, **73**
Board, Printed Circuit – Lonworks, **73**
Box, Circuit Breaker – UL Listed, IEC Conformity, **81**
Box, Control, **73**
Box, Control – Fuel Tank, **24**
Box, Terminal – Generator Heater – Quiet Site, **63**
Box, Terminal – Generator Heater – Standard, **62**
Bracket, Belt Guard – Remote Radiator, **35**
Bracket, Control Mounting – Control Housing, **60**
Bracket, Control Mounting – In–Skid Fuel Tank, **23**
Bracket, Heater – Water Heater, **34**
Bracket, Mounting – Air Cleaner – DGBB, DGBC – L097, **15**
Bracket, Mounting – Air Cleaner – DGCA, DGCB – L097, **16**
Bracket, Mounting – Generator Foot, **67**
Bracket, Overflow Bottle, **43**
Bracket, Pump – Subbase Fuel Tank, **21**
Breaker, Circuit – AC – Fuel Tank Control, **24**

Breaker, Circuit – DC – Fuel Tank Control, **24**
Breaker, Circuit – UL Listed, IEC Conformity, **82**

C

Cable, Battery – External Engine Parts – L097, **9**
Cable, Battery – External Engine Parts – L098, **11**
Cable, Heater – Oil Heater, **19**
Cap, Fill – In–Skid Fuel Tank, **22**
Cap, Fill – Subbase Fuel Tank, **20**
Cap, Radiator – 40 Deg., **39**
Cap, Radiator – 50 Deg., **37**
Cap, Vent – Subbase Fuel Tank, **20**
Cartridge, Heater – Generator – Quiet Site, **63**
Cartridge, Heater – Generator – Standard, **62**
Cleaner, Air – DGBB, DGBC – L097, **15**
Cleaner, Air – DGCA, DGCB – L097, **16**
Cleaner, Air – L098, **17**
Cock, Drain – Radiator – 40 Deg., **39**
Control, **73**
Control, Fuel Tank – Components, **24**
Cover, Battery, **12**
Cover, Belt Guard – Remote Radiator, **35**
Cover, Box – Fuel Tank Control, **24**
Cover, Float Valve, **25**
Cover, Fuel Tank – Sound Barrier, **56**
Cover, Housing – Control, **60**
Cover, Stator – Generator, **67**
Cover, Stub Up – Skidpan, **57**
Cushion, Mounting – Vibration Isolation – Basic Skid, **53**
Cushion, Mounting – Vibration Isolation – Housing Ready/Fuel Tank Ready Skid, **55**

D

Diode – Generator, **67**
Disc, Drive – Generator, **67**
Display, Digital – Control, **73**
Drain, Coolant – DGBB, DGBC, DGCA, DGCB, **40**
Drain, Coolant – DGCG, **41**
Drain, Oil – Extension, **18**

E

Element, Cleaner – Air – DGBB, DGBC – L097, **15**

Index

Element, Cleaner – Air – DGCA, DGCB – L097, **16**

Element, Cleaner – Air – L098, **17**

External Engine Parts – L097, **9**

External Engine Parts – L098, **11**

F

Fan, Alternator, **59**

Fan, Radiator – 40 Deg., **39**

Fan, Radiator – 50 Deg., **37**

Filter, Screen – Fuel – Float Valve, **25**

G

Gasket, Cover Plate – Float Valve, **25**

Gasket, Drain – Oil Pan, **18**

Gasket, Exhaust – DGBB, DGBC, **28**

Gauge, Fuel Level – In Skid Fuel Tank, **22**

Gauge, Fuel Level – Subbase Fuel Tank, **20**

Generator, **67**

Generator Assy, **67**

Grille – Radiator – 40 Deg., **39**

Grille, Radiator – 50 Deg., **37**

Guard, Alternator – Radiator – 40 Deg., **39**

Guard, Belt – Remote Radiator, **35**

Guard, Fan – Generator, **67**

Guard, Fan – Radiator – 40 Deg., **39**

H

Harness, Wiring – AC, **74**

Harness, Wiring – Engine, **75**

Harness, Wiring – Low Coolant Level Sender, **33**

Harness, Wiring – PMG, **64**

Harness, Wiring – Subbase Fuel Tank Pump to Control,
21

Heater, Control, **70**

Heater, Engine Coolant, **34**

Heater, Generator – Quiet Site, **63**

Heater, Generator – Standard, **62**

Heater, Oil, **19**

Hose, Radiator – 40 Deg., **39**

Hose, Radiator – 50 Deg., **37**

Hose, Water Heater, **34**

Housing, Generator Set – F172, **47**

Housing, Generator Set – F173, **49 , 51**

Housing, Generator Set – F182, **45**

K

Key, Exciter Rotor, **67**

L

Label, Information, **84**

Labels, Miscellaneous, **85**

Lamp, Indicator – Replacement – Fuel Tank Control, **24**

Light Assembly, Indicator – Fuel Tank Control, **24**

Line – Fuel In, Fuel Out, **85**

Line, Fuel – In-Skid Fuel Tank, **22**

Line, Fuel – Subbase Fuel Tank, **20**

Lines, Fuel, **85**

Link, Terminal – Control Housing, **60**

Link, Terminal – Generator, **67**

M

Module, Alarm, **76**

Muffler – Industrial, **32**

Muffler – Standard, **31**

P

Paint, **6**

Pan, Skid, **57**

Pin, Parallel – PMG, **64**

Plate, Clamping – Remote Radiator, **35**

Pump, In-Skid Fuel Tank, **23**

Pump, Subbase Fuel Tank, **21**

R

Radiator – 40 Deg., **39**

Radiator – 50 Deg., **37**

Radiator, Remote, **35**

Index

Rectifier – Generator, **67**
Relay – Fuel Tank Control, **24**
Relay, Control, **71**
Rotor, Exciter, **67**
Rotor, Generator, **67**
Rotor, PMG, **64**

S

Screen, Air Inlet – Generator, **67**
Seal, Edging – Generator, **67**
Sealant, Thread, **6**
Sender, Low Coolant Level, **33**
Sender, Oil Pressure – External Engine Parts – L097, **9**
Sender, Oil Pressure – External Engine Parts – L098,
11
Shroud – Radiator – 40 Deg., **39**
Skid – Basic, **53**
Skid – Housing Ready/Fuel Tank Ready, **55**
Starter, **58**
Stator, Exciter, **67**
Stator, Generator, **68**
Stator, PMG, **64**

Switch, Basin – Basin Alarm, **27**
Switch, Basin – Low Fuel Alarm, **26**
Switch, Float – In-Skid Fuel Tank, **23**
Switch, Float – Subbase Fuel Tank, **21**
Switch, Key Operator, **44**
Switch, Rocker – Fuel Tank Control, **24**

T

Tank, Fuel – In-Skid, **22**
Tank, Fuel – Subbase, **20**
Transformer, Current, **78**
Tray, Battery – Non-UL Approved, **13**
Tray, Battery – UL Approved, **14**
Trip, Shunt – UL Listed, IEC Conformity, **83**
Tube, Water Heater, **34**

V

Valve, Float, **25**
Valve, Shutoff – Oil Drain, **18**
Valve, Solenoid – Float Valve, **25**
Varistor – Generator, **67**



Abbreviations

Some of the following abbreviations may be used throughout this Parts Catalog:

AC	Alternating Current	mm	Millimeter
Amp	Ampere	MOH	Mobile Off Highway
A/R	As Required	NFS	Not For Sale
AVR	Automatic Voltage Regulator	NPT	National Pipe Thread
AWG	American Wire Gauge	OD	Outside Diameter
Deg	Degree	oz.	Ounce
DC	Direct Current	PMG	Permanent Magnet Generator
EFC	Electronic Fuel Control	Ph	Phase
ET	External Tooth	PC	Printed Circuit
EIT	External/Internal Tooth	RFI	Radio Frequency Interference
GFI	Ground Fault Interrupter	RT	Right
ID	Inside Diameter	Spec	Specification
IT	Internal Tooth	Thk	Thick
IEC	International Electrotechnical Commission	UL	Underwriters Laboratories Inc.
kW	Kilowatt	UNC	Union National Coarse
LPG	Liquid Petroleum Gas	UNF	Union National Fine
LT	Left	VAC	Volts Alternating Current
M(meter Number)	Meter	VDC	Volts Direct Current
		W/(ET, IT, EIT)	With

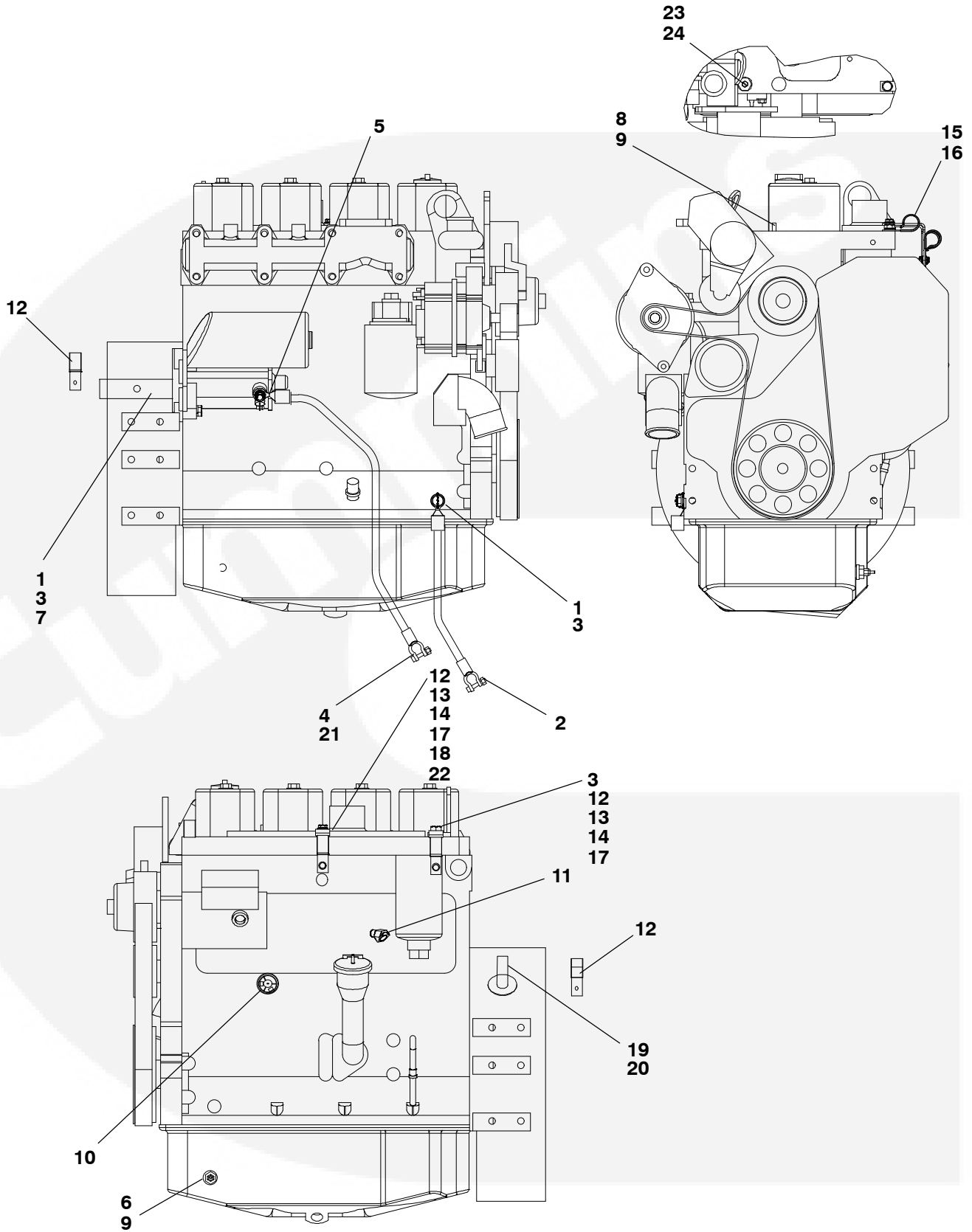
Paint and Thread Sealant

REF NO.	PART NO.	QTY USED	PART DESCRIPTION	REF NO.	PART NO.	QTY USED	PART DESCRIPTION
			Onan Green Enamel (Non-Metallic)	518-0601		-	Sealant, Thread (6 ml Tube)
	525-0305	-	12 oz. Pressurized Spray Can				
	525-0306	-	Quart Can				
	525-0304	-	Gallon Can				

This Page Intentionally Left Blank.



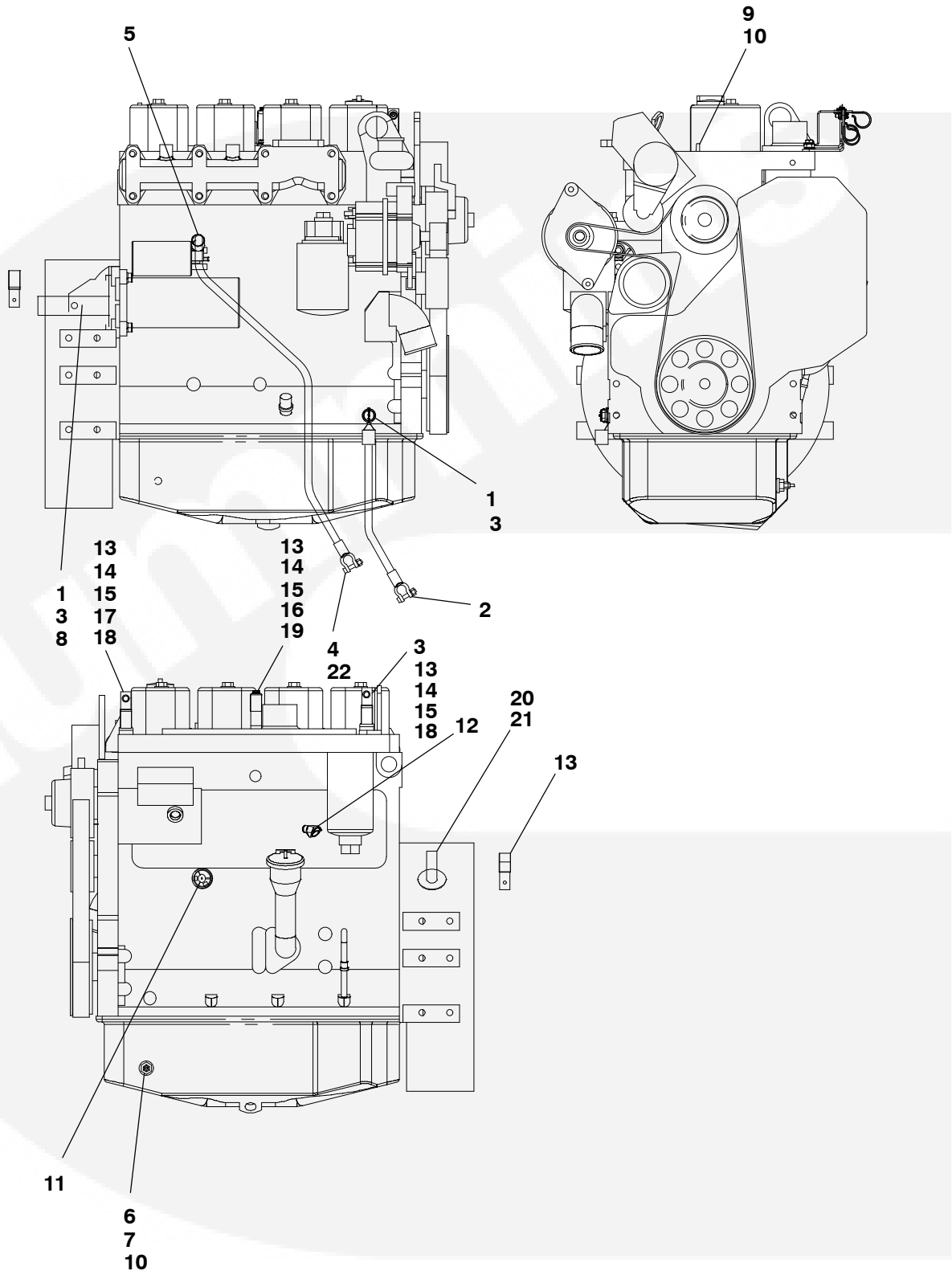
External Engine Parts L097



External Engine Parts L097

REF NO.	PART NO.	QTY USED	PART DESCRIPTION	REF NO.	PART NO.	QTY USED	PART DESCRIPTION
1	856-0013	2	Washer, Lock - EIT (1/2)	14	870-2054	2	Nut, Hex - Flange (M6 x 1)
2	416-1093	1	Cable, Battery (24")	15	327-0923	1	Clamp, J
3	718-1073	3	Screw, Cap - Hex Head (M12 x 1.75 x 25)	16	821-6004-01	1	Screw, Hex (M10 x 20)
4	416-1019	1	Boot, Battery - Red	17	338-4238-02	2	Bracket, Harness
5	416-1084	1	Boot, Starter - Red	18	821-2049	1	Screw, Hex - Flange Head (M8 x 1.25 x 35)
6	055385600	1	Gasket, Oil Drain	19	526-0027	1	Washer, Flat (3/4)
7	526-2140	1	Washer, Flat (M12)	20	150-2201	1	Sensor, Magnetic Speed
8	505-0019	1	Bushing, Reducer (1/2" x 3/8")	21	416-1092	1	Cable, Battery
9	193-0529-01	1	Sensor, Temperature	22	403-4496-02	1	Spacer, Motor Mount
10	193-0444	1	Sender, Oil Pressure (E1)	23	502-0029-03	1	Bushing, Pipe
11	502-0199	1	Elbow, Male - Inverted (45°)	24	504-0198	1	Vent, Air
12	332-3196	2	Clamp, J				
13	821-2033	2	Screw, Hex - Flange Head (M6 x 1 x 16)				

External Engine Parts L098

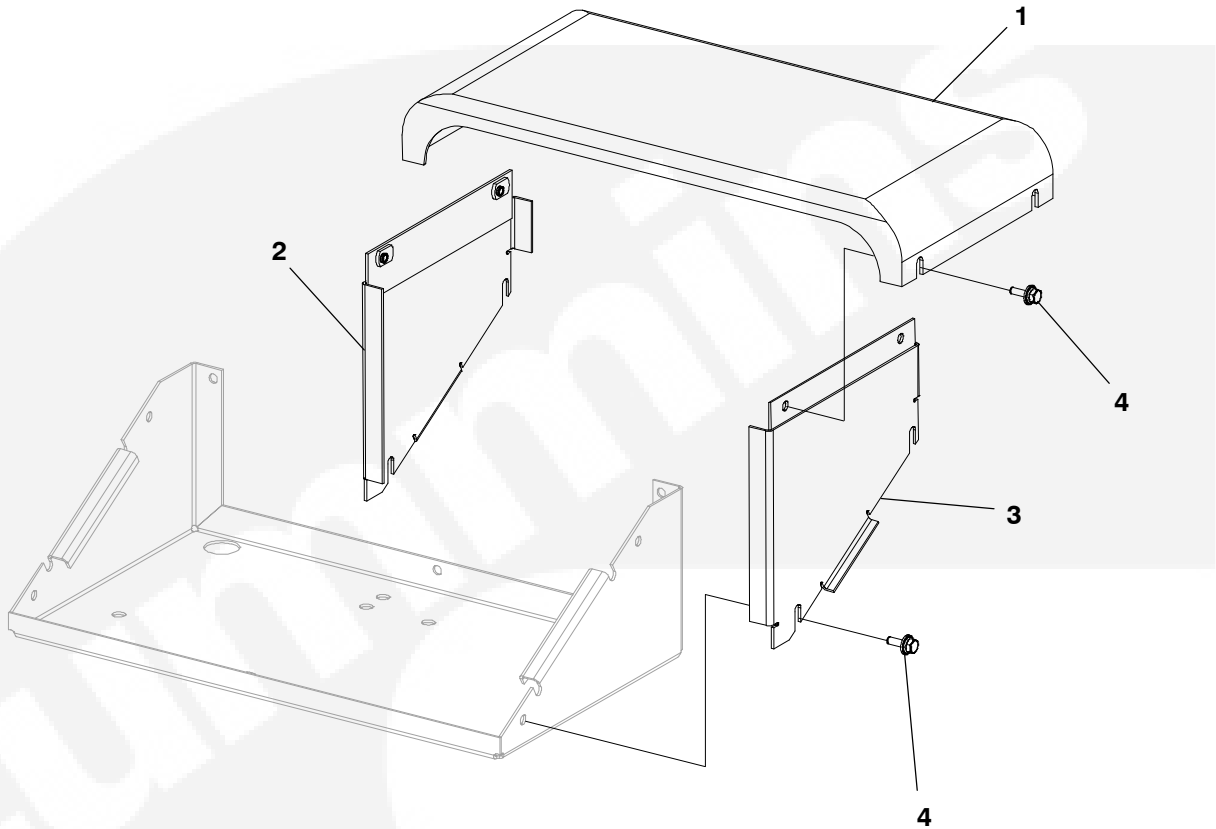


External Engine Parts L098

REF NO.	PART NO.	QTY USED	PART DESCRIPTION	REF NO.	PART NO.	QTY USED	PART DESCRIPTION
1	856-0013	2	Washer, Lock - EIT (1/2)	13	332-3196	4	Clamp, J
2	416-1093	1	Cable, Battery (24")	14	821-2033	4	Screw, Hex - Flange Head (M6 x 1 x 16)
3	718-1073	3	Screw, Cap - Hex Head (M12 x 1.75 x 25)	15	870-2054	4	Nut, Hex - Flange (M6 x 1)
4	416-1019	1	Boot, Battery - Red	16	338-4110-02	1	Bracket, Harness
5	416-1084	1	Boot, Starter - Red	17	821-6004-01	1	Screw, Hex (M10 x 20)
6	055385600	1	Gasket, Oil Drain	18	338-4238-02	2	Bracket, Harness
7	102-1448-02	1	Adapter, Oil Drain	19	821-2046	1	Screw, Hex - Flange (M8 x 1.25 x 20)
8	526-2140	1	Washer, Flat (M12)	20	526-0027	1	Washer, Flat (3/4)
9	505-0019	1	Bushing, Reducer (1/2" x 3/8")	21	150-2201	1	Sensor, Magnetic Speed
10	193-0529-01	1	Sensor, Temperature	22	416-1092	1	Cable, Battery
11	193-0444	1	Sender, Oil Pressure (E1)				
12	502-0199	1	Elbow, Male - Inverted (45°)				

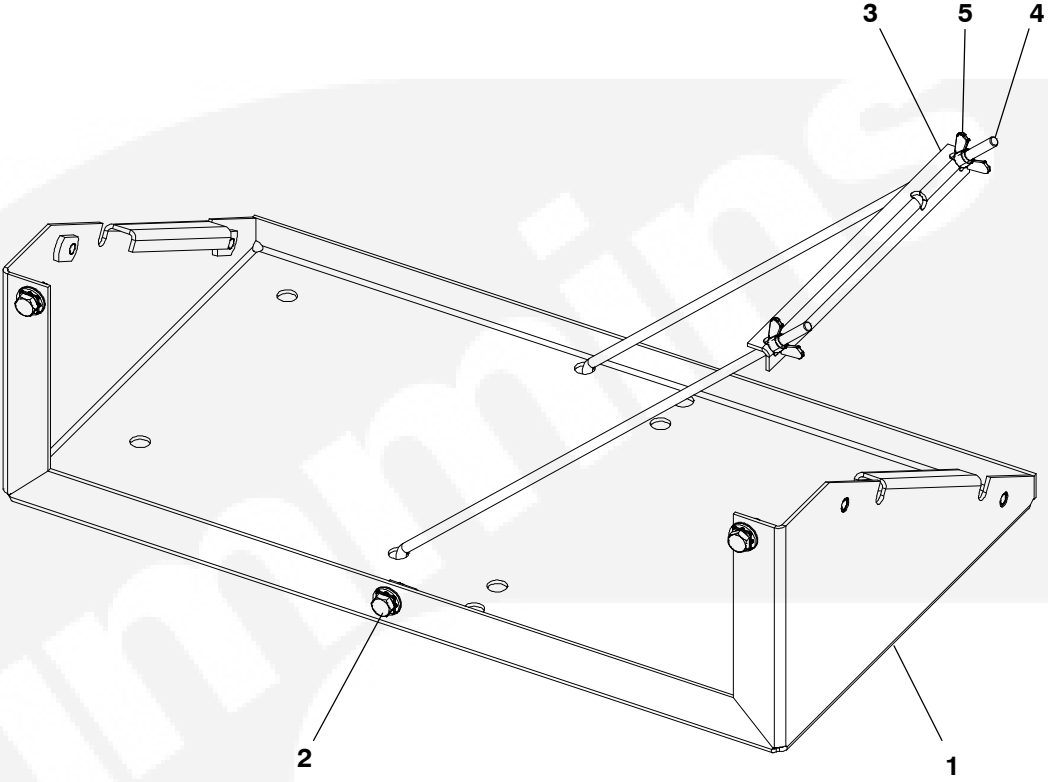


Battery Cover



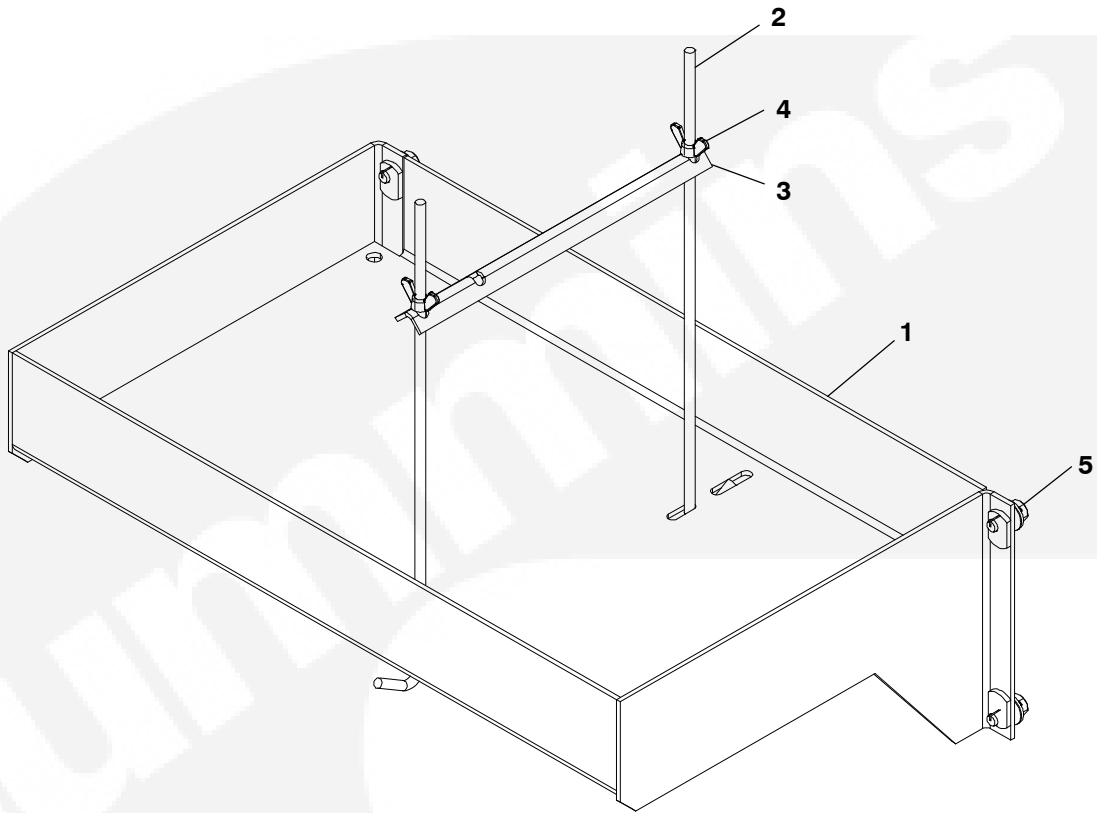
REF NO.	PART NO.	QTY USED	PART DESCRIPTION	REF NO.	PART NO.	QTY USED	PART DESCRIPTION
1	416-1069	1	Cover, Battery Tray	4	821-6007-02	8	Screw, Hex Head (M8 x 1.25 x 20)
2	416-1099-02	1	Cover, Battery Tray - LH				
3	416-1098-02	1	Cover, Battery Tray - RH				

**Battery Tray
Non-UL Approved**



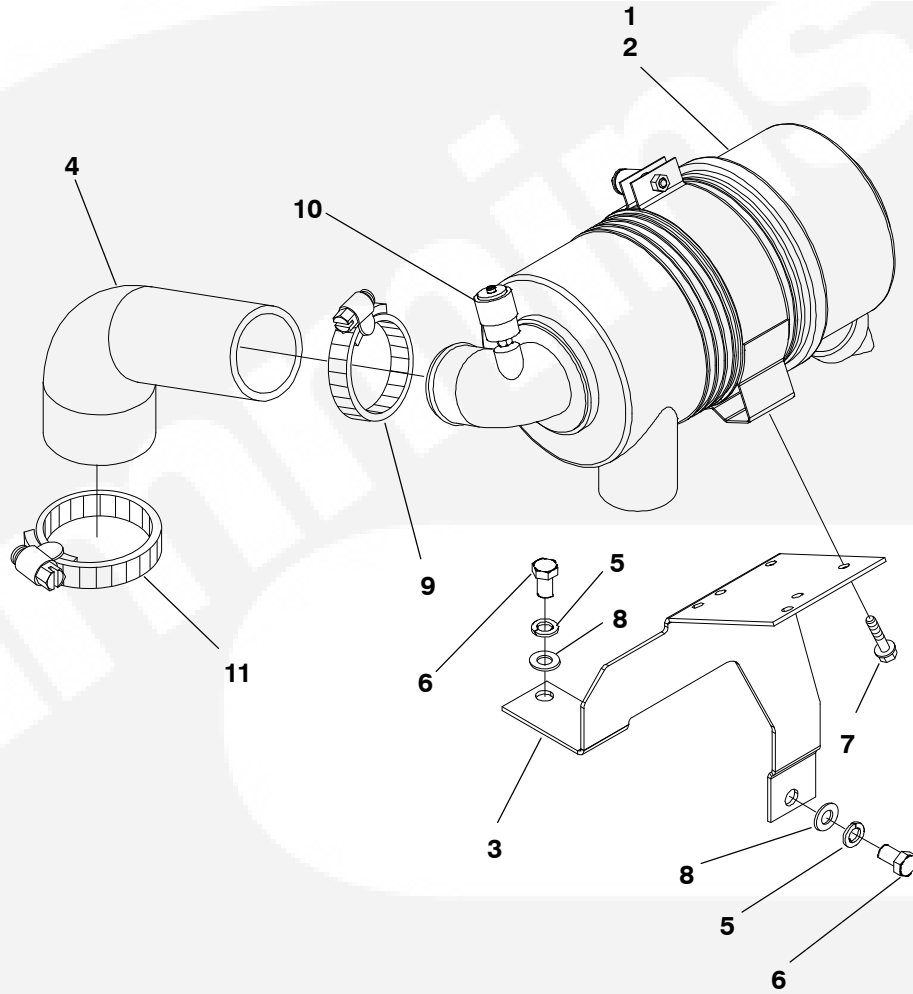
REF NO.	PART NO.	QTY USED	PART DESCRIPTION	REF NO.	PART NO.	QTY USED	PART DESCRIPTION
1	403-4522-02	1	Tray, Battery	4	416-0993-02	2	Rod, Hold Down - Battery
2	821-6007-02	3	Screw, Hex Head (M8 x 20)	5	865-0030	2	Nut, Wing (M6)
3	416-1033	1	Hold Down, Battery				

Battery Tray UL Approved



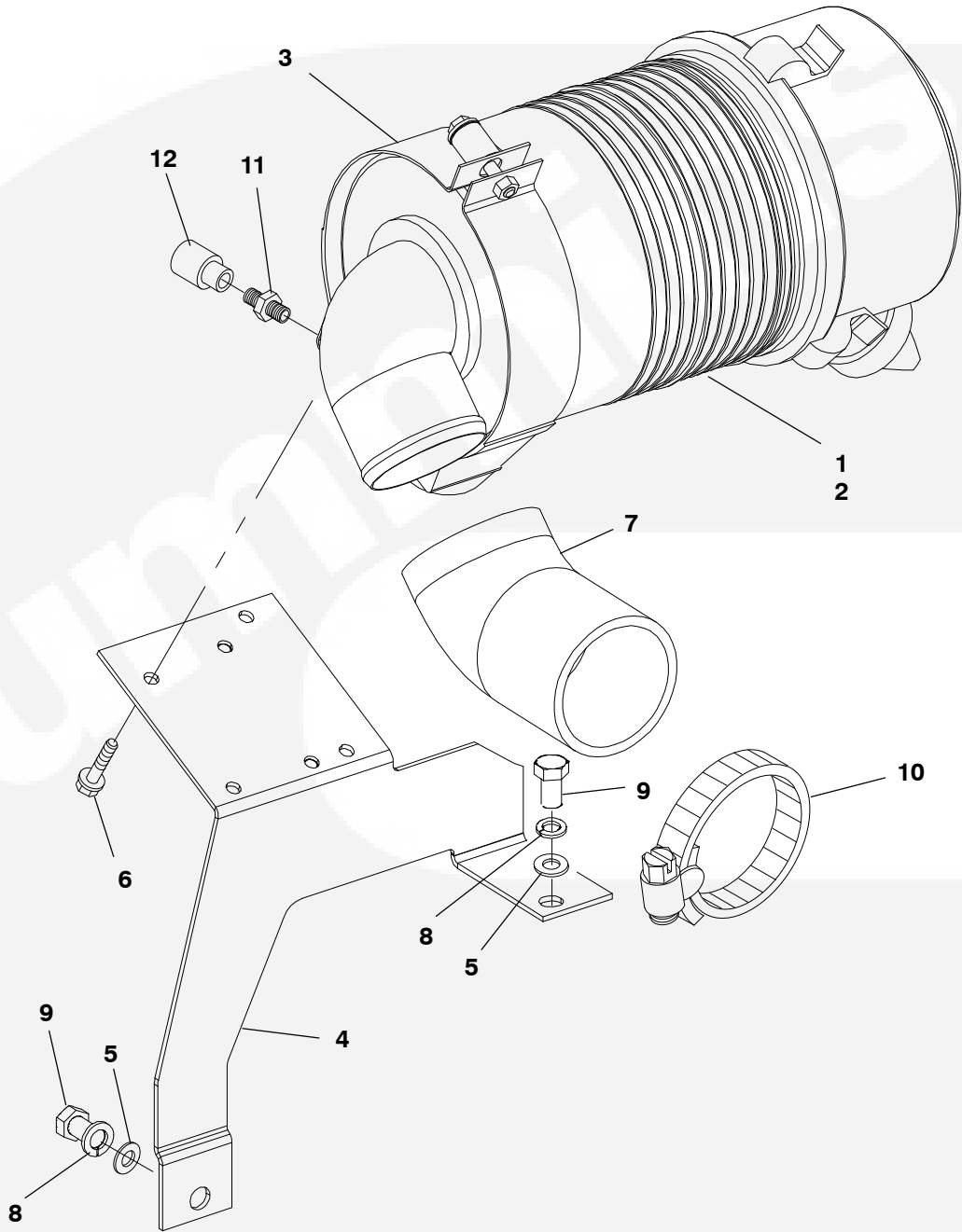
REF NO.	PART NO.	QTY USED	PART DESCRIPTION	REF NO.	PART NO.	QTY USED	PART DESCRIPTION
1	403-4163	1	Tray, Battery	4	865-0030	2	Nut, Wing (M6)
2	416-1003-02	2	Rod, Hold Down - Battery	5	821-6007-02	4	Screw, Hex Head (M8 x 20)
3	416-1033	1	Hold Down, Battery				

**Air Cleaner
DGBB, DGBC
L097**



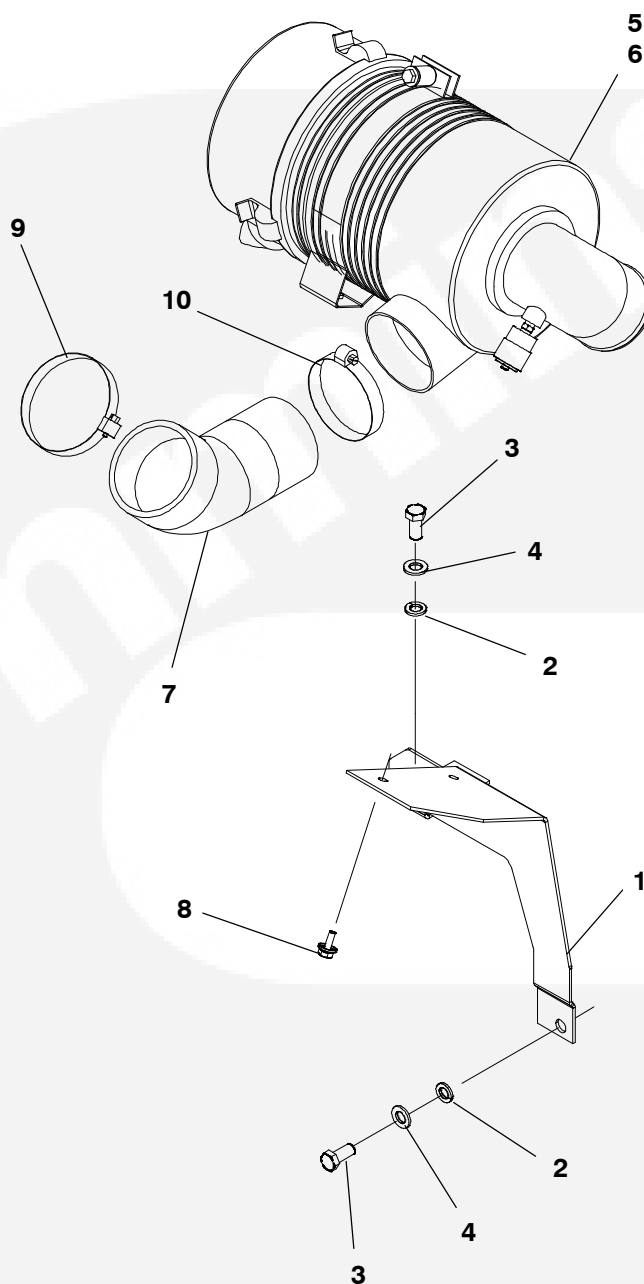
REF NO.	PART NO.	QTY USED	PART DESCRIPTION	REF NO.	PART NO.	QTY USED	PART DESCRIPTION
1	140-3119	1	Cleaner, Air (6")	7	718-1035	2	Screw, Cap - Hex Head (M8 x 16)
2	140-3055	1	Element, Cleaner - Air	8	526-2140	2	Washer, Flat (M12)
3	140-3063	1	Bracket, Mounting - Air Cleaner	9	503-1870-05	1	Clamp, Hose
4	503-2029	1	Elbow, Cleaner - Air	10	140-1548	1	Indicator, Service
5	850-2012	2	Washer, Lock - Spring	11	503-1870-06	1	Clamp, Hose
6	718-1073	2	Screw, Cap - Hex Head (M12 x 1.75 x 25)				

**Air Cleaner
DGCA, DGCB
L097**



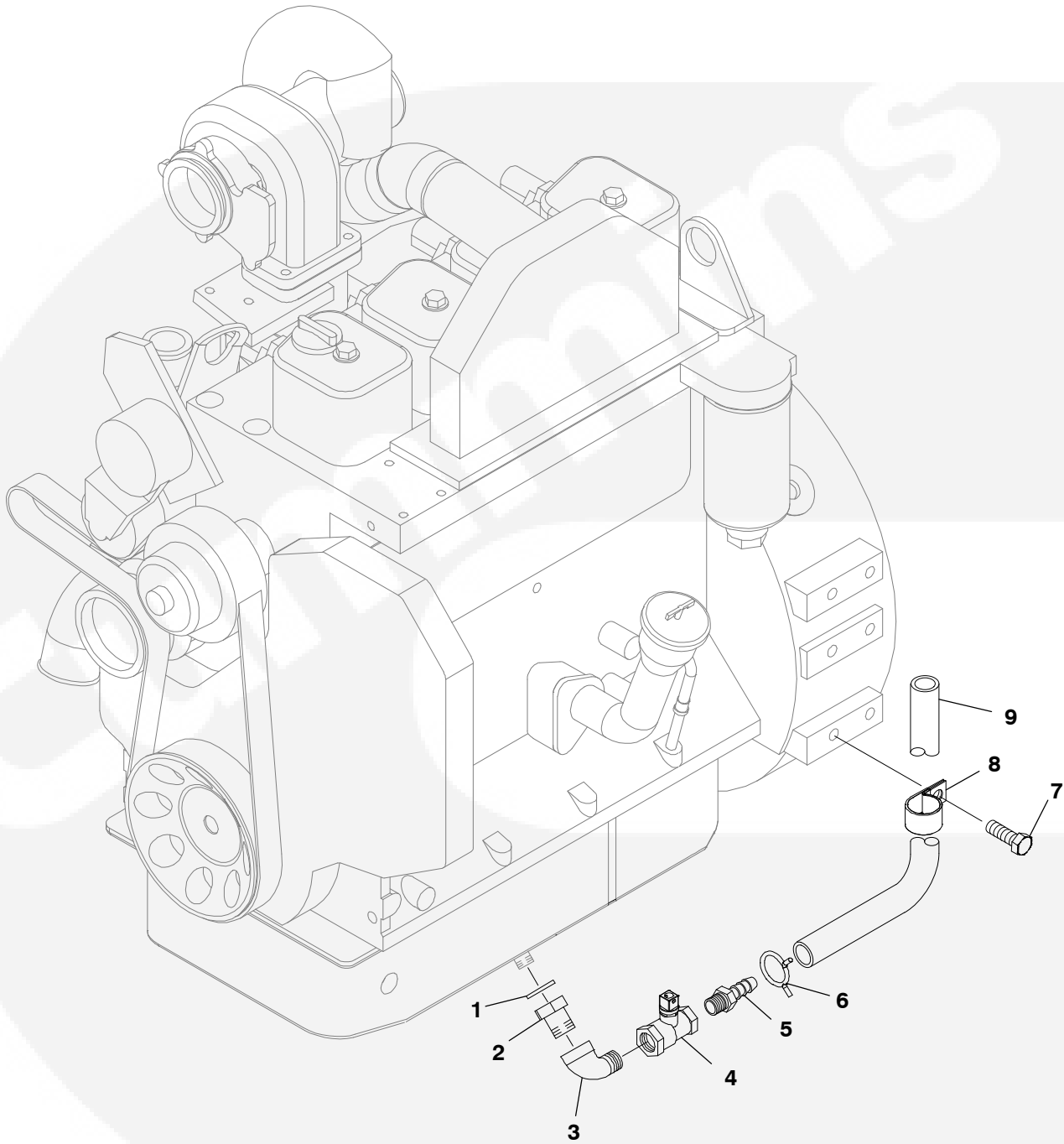
REF NO.	PART NO.	QTY USED	PART DESCRIPTION	REF NO.	PART NO.	QTY USED	PART DESCRIPTION
1	140-3056	1	Cleaner, Air (7")	7	503-2032	1	Elbow, Cleaner – Air
2	140-3067	1	Element, Filter – Air	8	850-2012	2	Washer, Lock – Spring (M12)
3	140-3054	1	Band, Cleaner – Air	9	718-1073	2	Screw, Cap – Hex Head (M12 x 1.75 x 25)
4	140-3063	1	Bracket, Mounting – Air Cleaner	10	503-1870-06	2	Clamp, Hose
5	526-2140	2	Washer, Flat (M12)	11	140-1260	1	Fitting, Safety – Filter
6	718-1035	2	Screw, Cap – Hex Head (M8 x 16)	12	140-1548	1	Indicator, Service

Air Cleaner L098




REF NO.	PART NO.	QTY USED	PART DESCRIPTION	REF NO.	PART NO.	QTY USED	PART DESCRIPTION
1	140-3548-02	1	Bracket, Air Cleaner	6	140-3068	1	Element, Air Cleaner
2	850-2012	2	Washer, Lock - Split (M12)	7	503-2051	1	Elbow, Air Cleaner
3	718-1073	2	Screw, Cap - Hex Head (M12 x 1.75 x 25)	8	821-6003-01	2	Screw, Hex Head (M8 x 1.25 x 16)
4	526-2140	2	Washer, Flat (M12)	9	503-1870-07	1	Clamp, Hose
5	140-3118	1	Cleaner, Air	10	503-1870-06	1	Clamp, Hose

Oil Drain Extension




REF NO.	PART NO.	QTY USED	PART DESCRIPTION	REF NO.	PART NO.	QTY USED	PART DESCRIPTION
1	102-1147	1	Gasket, Drain – Oil Pan	7	718-1073	1	Screw, Cap – Hex Head (M12 x 1.75 x 20)
2	102-1237	1	Adapter, Oil Drain	8	503-0197	1	Clip, Hose – Corbin
3	505-0050	1	Elbow, Street (1/2 x 90°)	9	503-0183	-	Hose, Drain – Bulk (Order By The Foot – 2 Feet Required)
4	504-0011	1	Valve, Shutoff (1/2)				
5	502-0827	1	Hose, Barb (1/2 x 3/4)				
6	518-0548-02	1	Clamp, Hose				

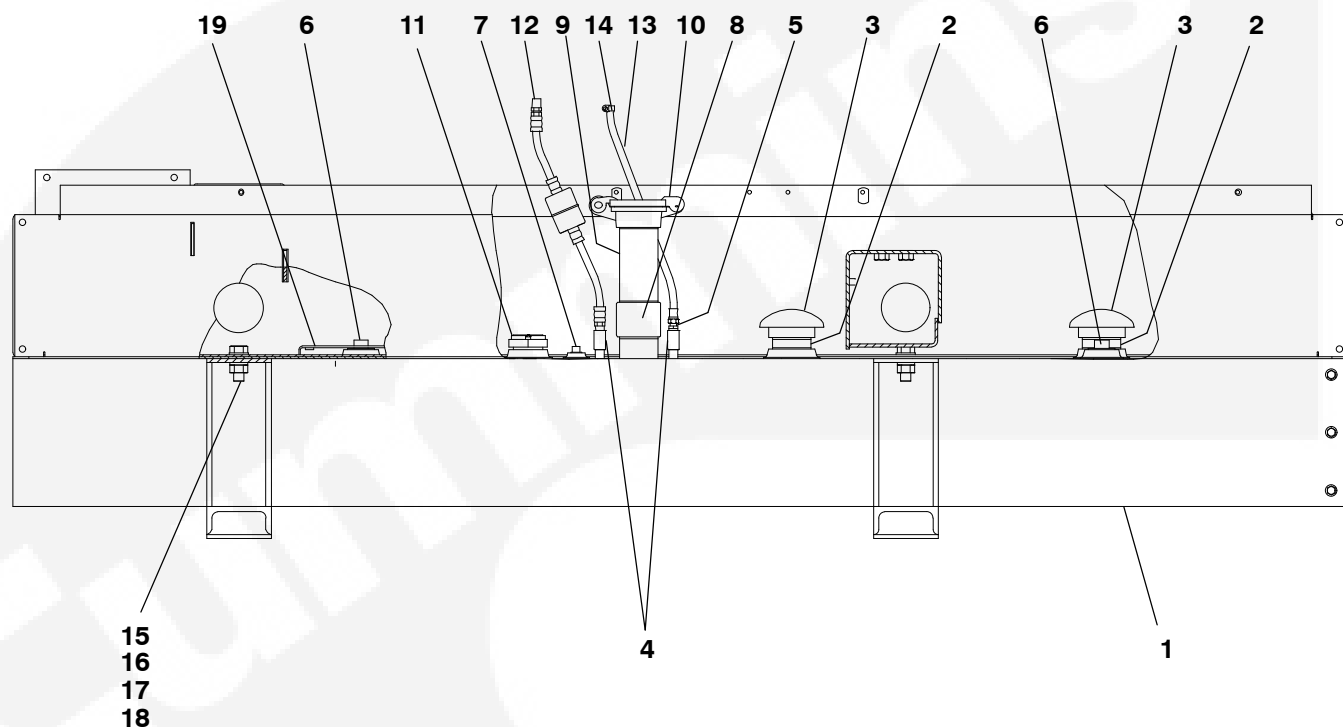
Oil Heater



REF NO.	PART NO.	QTY USED	PART DESCRIPTION	REF NO.	PART NO.	QTY USED	PART DESCRIPTION
1	333-0429-01	1	Heater, Oil 120 Volt	2	335-0168-01	1	Cable, Heater - Oil 120 Volt
	333-0429-02	1	240 Volt		335-0168-02	1	240 Volt

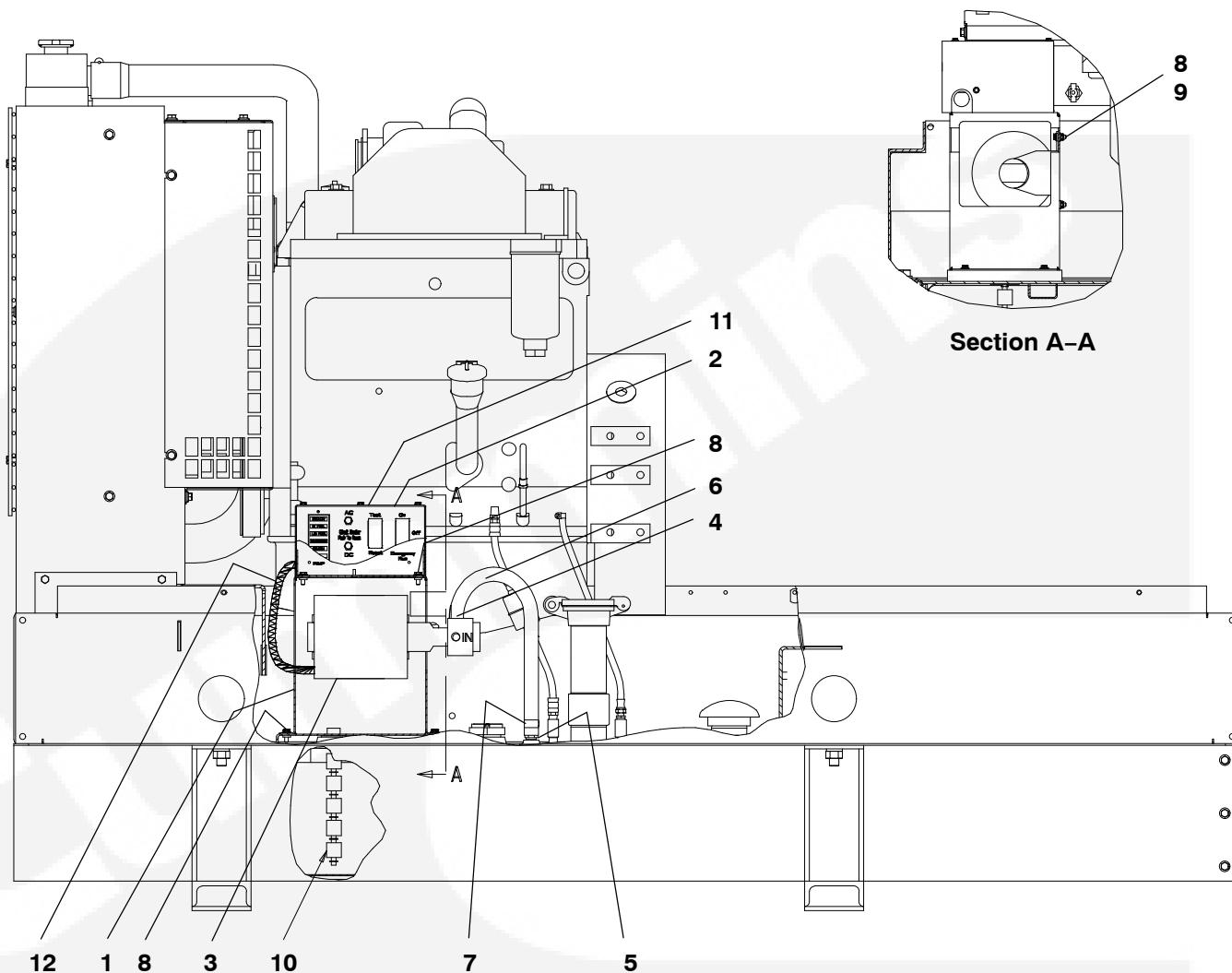


Subbase Fuel Tank



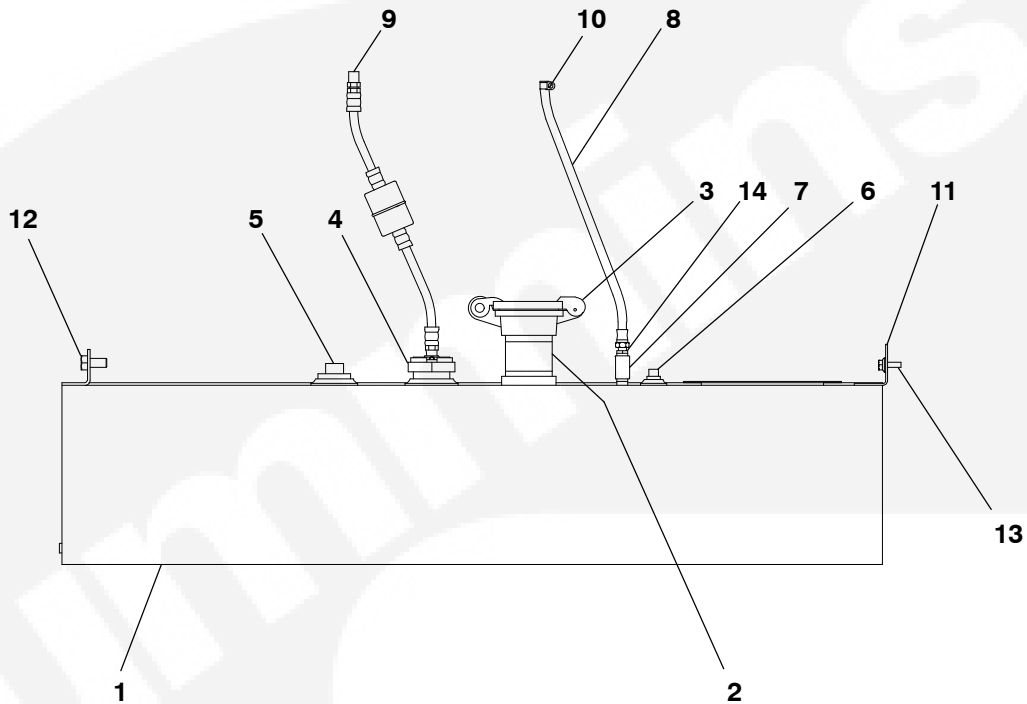
REF NO.	PART NO.	QTY USED	PART DESCRIPTION	REF NO.	PART NO.	QTY USED	PART DESCRIPTION
1	A029S556	1	Tank, Fuel (1793 x 1016 x 231)	8	505-0203	1	Coupling, Pipe (2")
	A029S559	1	(1793 x 1016 x 433)	9	505-0401	1	Nipple, Pipe (2" x 6" Long)
	415-0834	1	140 gallon (Double Wall Tank)	10	415-0043	1	Cap, Fill - Fuel
2	505-0172	2	Nipple, Close (2") 70 gallon tank	11	415-0565-61	1	Gauge, Level - Fuel 70, 80 gallon tank
	505-0172	1	80 gallon tank		415-0565-52	1	140 gallon tank
3	159-1371-03	2	Cap, Vent - Pipe 70 gallon tank (2")	12	501-0627-03	1	Line, Fuel - In
	159-1371-03	1	80 gallon tank (2")	13	501-0502	1	Line, Fuel - Out
	159-1371-05	2	140 gallon tank (3")	14	503-0685	1	Clamp, Hose
4	505-0027	2	Coupling, Pipe (1/4")	15	526-0399-66	4	Washer, Flat (M16)
5	505-0007	1	Bushing, Reducer (1/4" x 1/8")	16	800-3017-73	4	Screw, Cap - Hex Head (M16 x 2 x 45)
6	505-0359	2	Plug, Square Head (1-1/4") 70, 140 gallon tank	17	850-0114-57	4	Washer, Lock (M16)
	505-0359	1	80 gallon tank	18	862-0026-58	4	Nut, Hex (M16 x 2)
7	505-0110	1	Plug, Square Head (3/8")	19	232-3552-02	8	Shim, Tank - Fuel

Subbase Fuel Tank Pump and Control



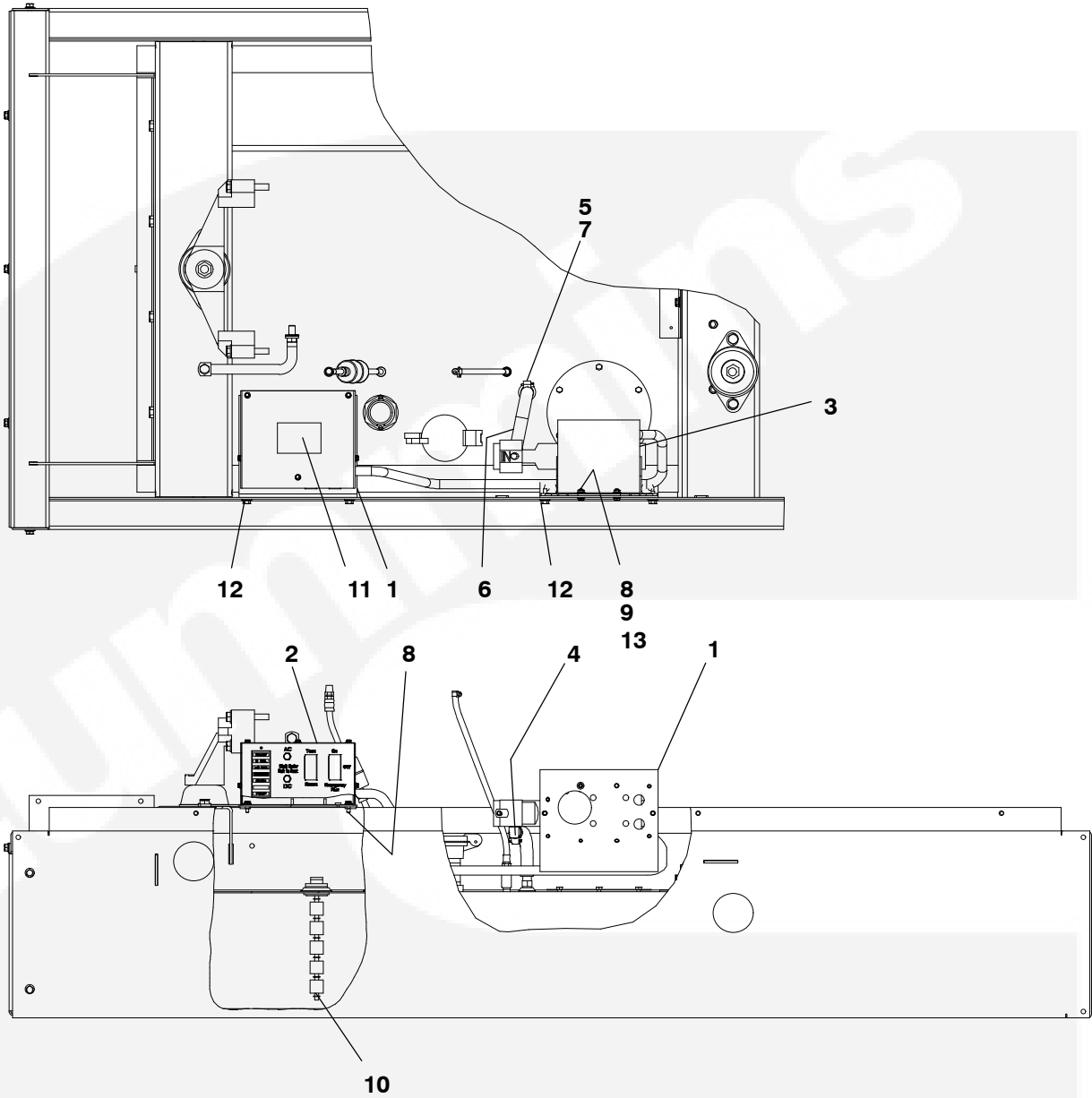
REF NO.	PART NO.	QTY USED	PART DESCRIPTION	REF NO.	PART NO.	QTY USED	PART DESCRIPTION
1	159-1468	1	Bracket, Pump	7	503-0183	2	Clamp, Hose
2	625-2141-02	1	Control, Fuel Tank (See Separate Page for Components)	8	821-2033	12	Screw, Lock - Flange (M6 x 1 x 16)
3	399-0117	1	Pump	9	870-2054	4	Nut, Lock - Flange (M6 x 1)
4	502-0942	1	Elbow, Hose - 90°	10	308-0913-09	1	Switch, Float 70 gallon tank
5	502-0943	1	Connector, Hose (1/2 x 5/8 hose)		308-0913	1	140 gallon tank
6	503-1660-04	1	Hose, Fuel (Pump to Tank)	11	098-5387	1	Label, Danger
				12	338-2397	1	Harness, Pump to Control

In-Skid Fuel Tank



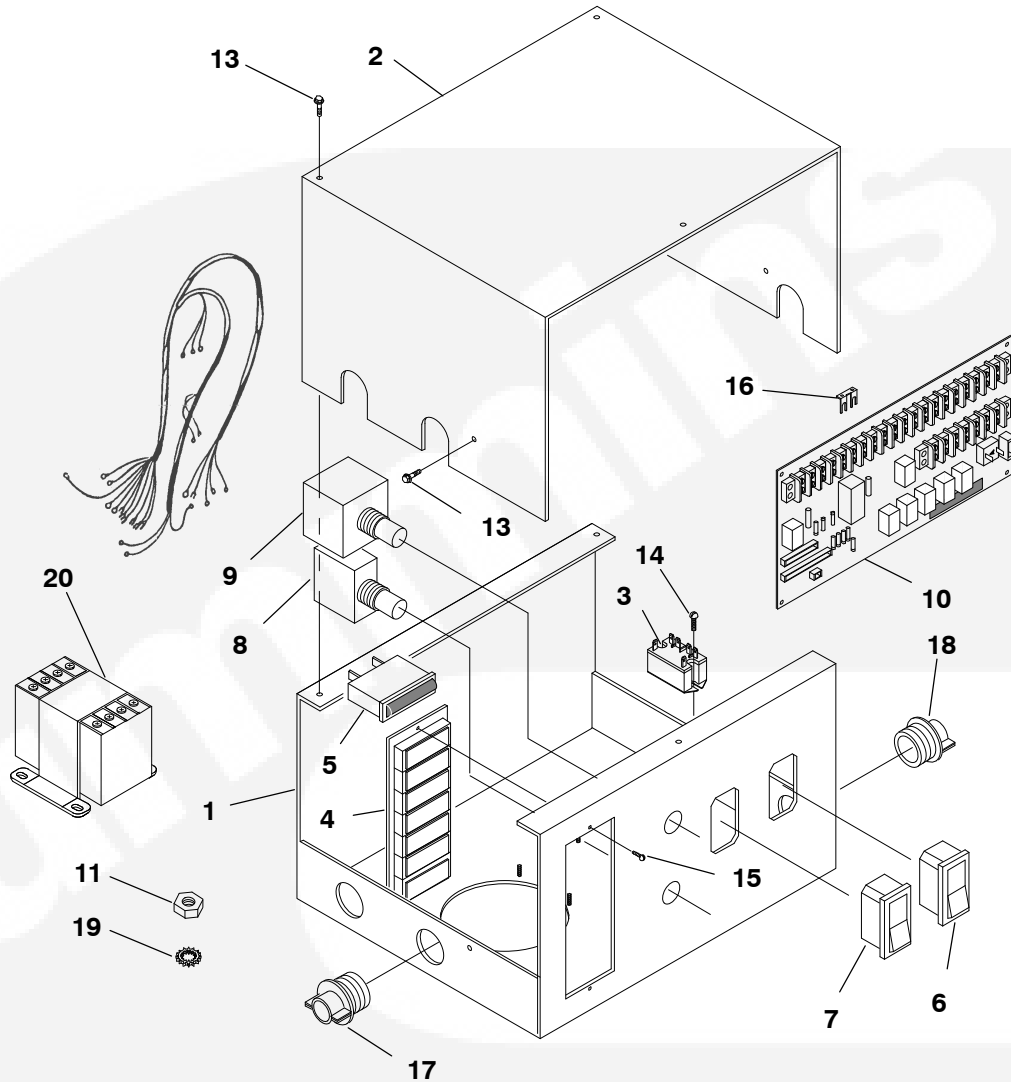
REF NO.	PART NO.	QTY USED	PART DESCRIPTION	REF NO.	PART NO.	QTY USED	PART DESCRIPTION
1	159-1472	1	Tank, Fuel (49 Gallon)	9	501-0627-03	1	Line, Fuel - Out
2	505-0645	1	Nipple, Pipe (2" x 3" Long)	10	503-0685	1	Clamp, Hose
3	415-0043	1	Cap, Fill - Fuel	11	405-5426	1	Support, Baffle
4	415-0565-61	1	Gauge, Level - Fuel	12	800-2543-02	4	Screw, Cap - Hex Head (M12 x 25)
5	505-0359	1	Plug, Square Head (1-1/4")	13	821-6003-02	2	Screw, Self-Locking - Hex Washer Head (M8 x 20)
6	505-0110	1	Plug, Square Head (3/8")	14	505-0007	1	Bushing, Reducer (1/4" x 1/8")
7	505-0027	2	Coupling, Pipe (1/4")				
8	501-0502	1	Line, Fuel - In				

In-Skid Fuel Tank Pump and Control



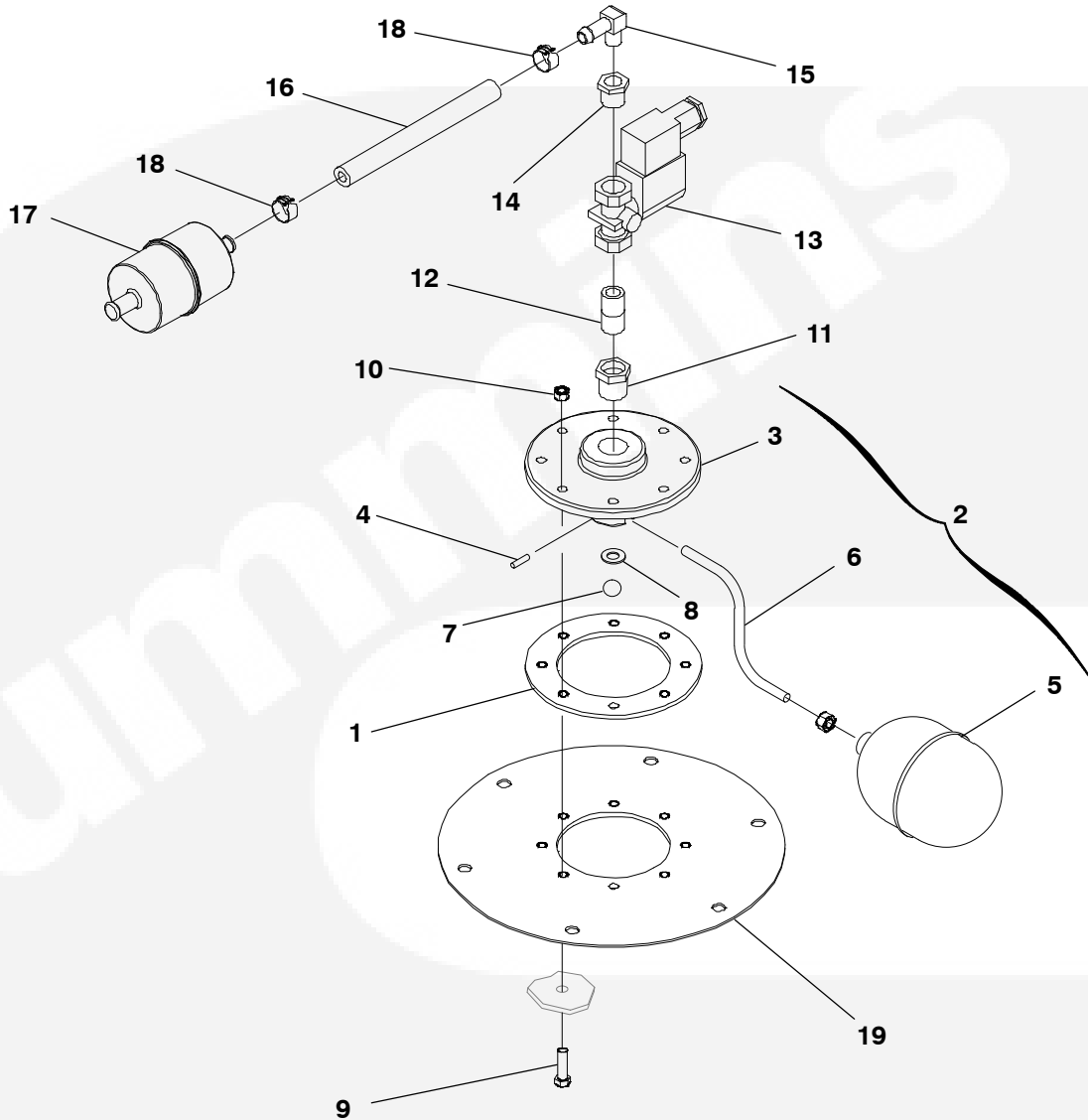
REF NO.	PART NO.	QTY USED	PART DESCRIPTION	REF NO.	PART NO.	QTY USED	PART DESCRIPTION
1	159-1481	2	Bracket, Control Mounting	7	503-0183	2	Clamp, Hose
2	625-2141-02	1	Control, Fuel Tank (See Separate Page for Components)	8	821-2033	8	Screw, Lock - Flange (M6 x 1 x 16)
3	399-0117	1	Pump	9	870-2054	4	Nut, Lock - Flange (M6 x 1)
4	502-0942	1	Elbow, Hose - 90°	10	308-0913-09	1	Switch, Float
5	502-0943	1	Connector, Hose (1/2 x 5/8 hose)	11	098-5387	1	Label, Danger
6	503-1660-07	1	Hose, Fuel (Pump to Tank)	12	821-6003-02	4	Screw, Hex Head (M8 x 20)
				13	526-0399-59	4	Washer, Flat (M6)

Fuel Tank Control



REF NO.	PART NO.	QTY USED	PART DESCRIPTION	REF NO.	PART NO.	QTY USED	PART DESCRIPTION
	625-2141-02	1	Control, Fuel Tank – Complete (Includes Parts Listed Below)	10	300-3464	1	Pole) (CB101)
1	319-0486	1	Box, Control	11	860-0008	1	Nut, Hex (#8-32)
2	319-4534	1	Cover, Box	13	815-0350	5	Screw, Self-Tapping – Slotted Hex Washer Head (#10-32 x 3/8")
3	307-2677-02	1	Relay, Pump (K130)	14	812-0075	2	Screw, Machine – Round Head (#8-32 x 1/4")
4	322-0403-02	1	Light, Assembly, Indicator – 7 Light (Includes Wiring Harness)	15	815-0385	2	Screw, Machine – Round Head (#6-32 x 1/2")
5	322-0369-03	1	Lamp, Indicator – Replacement	16	332-2605	2	Jumper, Terminal
6	308-0912	1	Switch, Rocker (On/Off/ Emergency Run) (S102)	17	331-0027	2	Connector, Romex
7	308-0852	1	Switch, Rocker (Reset/Off/Test) (S111)	18	331-0042	1	Connector, Knockout
8	320-1653	1	Breaker, Circuit – DC (Single Pole) (CB107)	19	856-0002	1	Washer –EIT (#8)
9	320-1654	1	Breaker, Circuit – AC (Double				

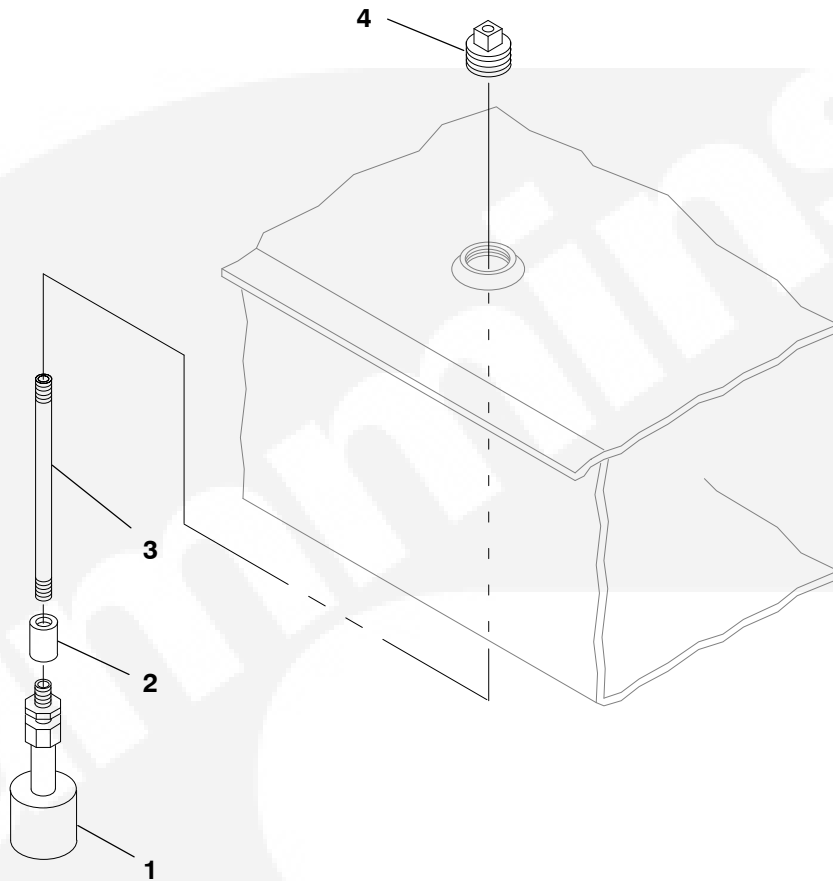
Float Valve



REF NO.	PART NO.	QTY USED	PART DESCRIPTION	REF NO.	PART NO.	QTY USED	PART DESCRIPTION
1	013102900	1	Gasket, Cover Plate	11	502-0029-02	1	Bushing, Reducer (3/8" x 1/4")
2	415-0657-01	1	Valve Assembly, Float (Includes Parts Marked *)	12	502-0047	1	Nipple, Close (1/4")
3	0183617	1	* Body, Valve	13	307-2851	1	Valve, Solenoid - N/C
4	0118939	1	* Pin, Roll	14	502-0029	1	Bushing, Reducer
5	415-0652	1	* Ball, Float	15	502-0433	1	Elbow, Male - Hose
6	0183608	1	* Arm, Float	16	503-1837	1	Hose (125mm)
7	S1697	1	* Ball, Steel	17	149-2441	1	Filter, Screen - Fuel
8	3072430	1	* Seal, Ring	18	503-1445-06	2	Clamp, Hose
9	800-2010	8	Screw, Cap - Hex Head (M5 x 20)	19	159-1439	1	Cover
10	860-2006	8	Nut, Hex (M5 x 0.8)				

* - Parts Included in 415-0657-01 Float Valve Assembly

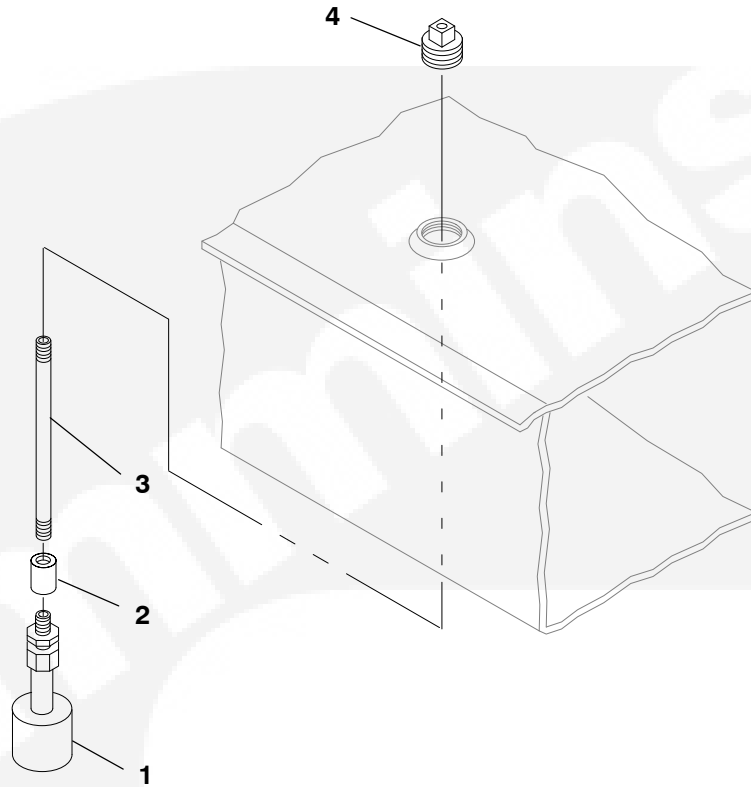
Low Fuel Alarm



REF NO.	PART NO.	QTY USED	PART DESCRIPTION	REF NO.	PART NO.	QTY USED	PART DESCRIPTION
1	308-0963-01	1	Switch, Basin	4	505-1050-01	1	Plug, Pipe - Square Head (Modified)
2	505-0026	1	Coupling, Pipe				
3	505-0066	1	Nipple, Pipe				
	505-0066	1	70 gallon tank				
	505-1458-14	1	140 gallon tank				



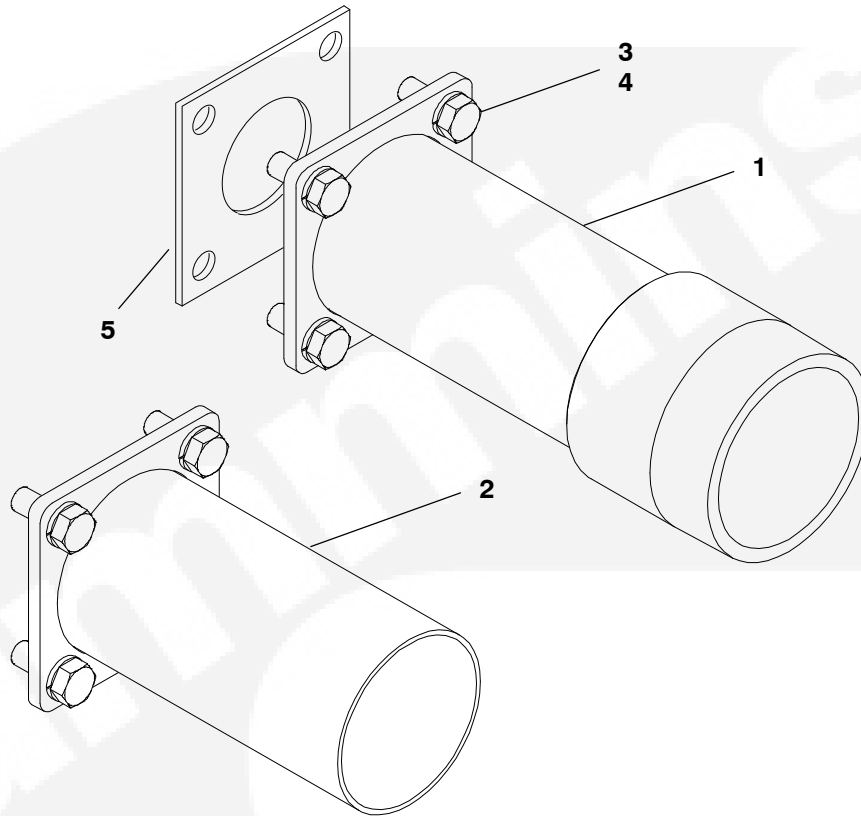
Basin Alarm



REF NO.	PART NO.	QTY USED	PART DESCRIPTION	REF NO.	PART NO.	QTY USED	PART DESCRIPTION
1	308-0916-01	1	Switch, Basin	4	505-1050-01	1	Plug, Pipe - Square Head (Modified)
2	505-0026	1	Coupling, Pipe				
3	505-1458-02		Nipple, Pipe				

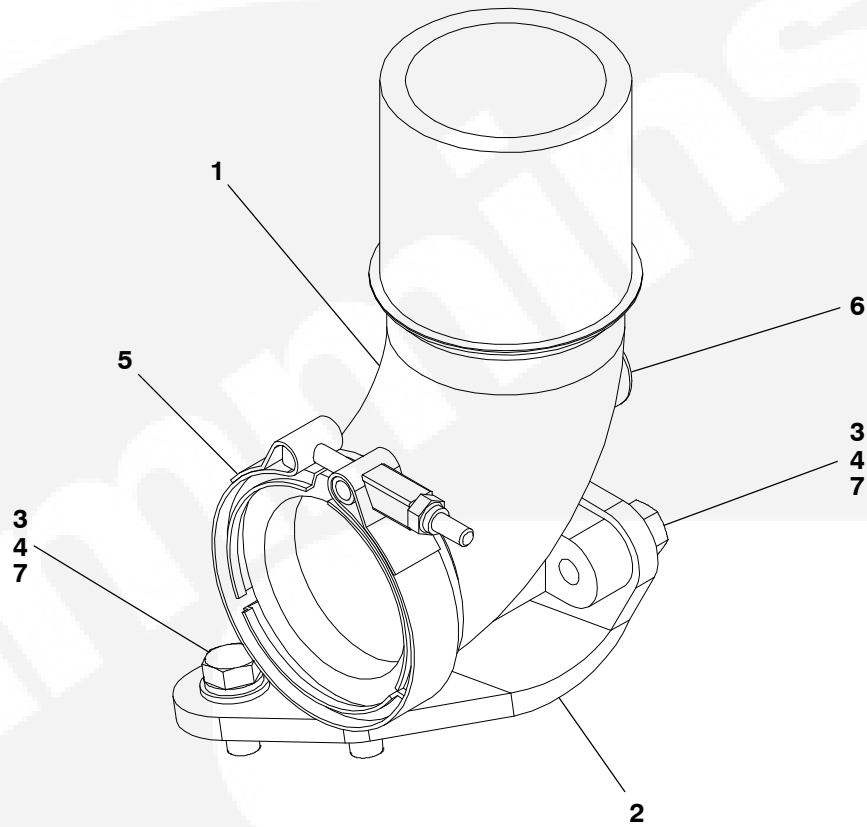


Exhaust Adapter DGBB, DGBC



REF NO.	PART NO.	QTY USED	PART DESCRIPTION	REF NO.	PART NO.	QTY USED	PART DESCRIPTION
1	155-3120-02	1	Adapter, Exhaust (For Threaded Exhaust Pipe)	3	850-2010	4	Washer, Lock - Spring (M10)
2	155-3196	1	Adapter, Exhaust (For Clamped Slip On Exhaust Pipe)	4	800-2086	4	Screw, Cap - Hex Head (M10 x 1.5 x 25)
				5	154-2708	1	Gasket, Exhaust

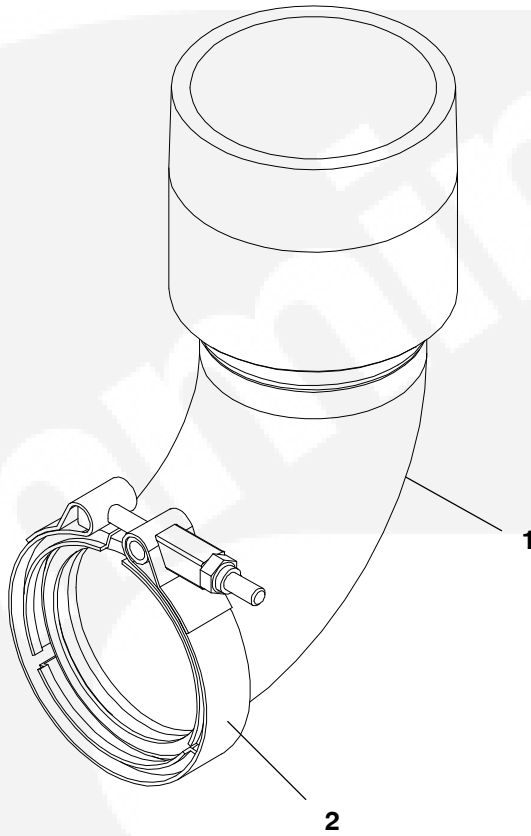
Exhaust Adapter Housed Sets



REF NO.	PART NO.	QTY USED	PART DESCRIPTION	REF NO.	PART NO.	QTY USED	PART DESCRIPTION
1	3910992	1	Adapter, Exhaust	5	155-2565	1	Clamp, V-Band
2	155-3125	1	Brace, Exhaust	6	505-0180	1	Plug
3	850-2010	4	Washer, Lock - Spring (M10)	7	526-2120	4	Washer, Flat (M10)
4	800-2086	4	Screw, Cap - Hex Head (M10 x 1.5 x 25)				



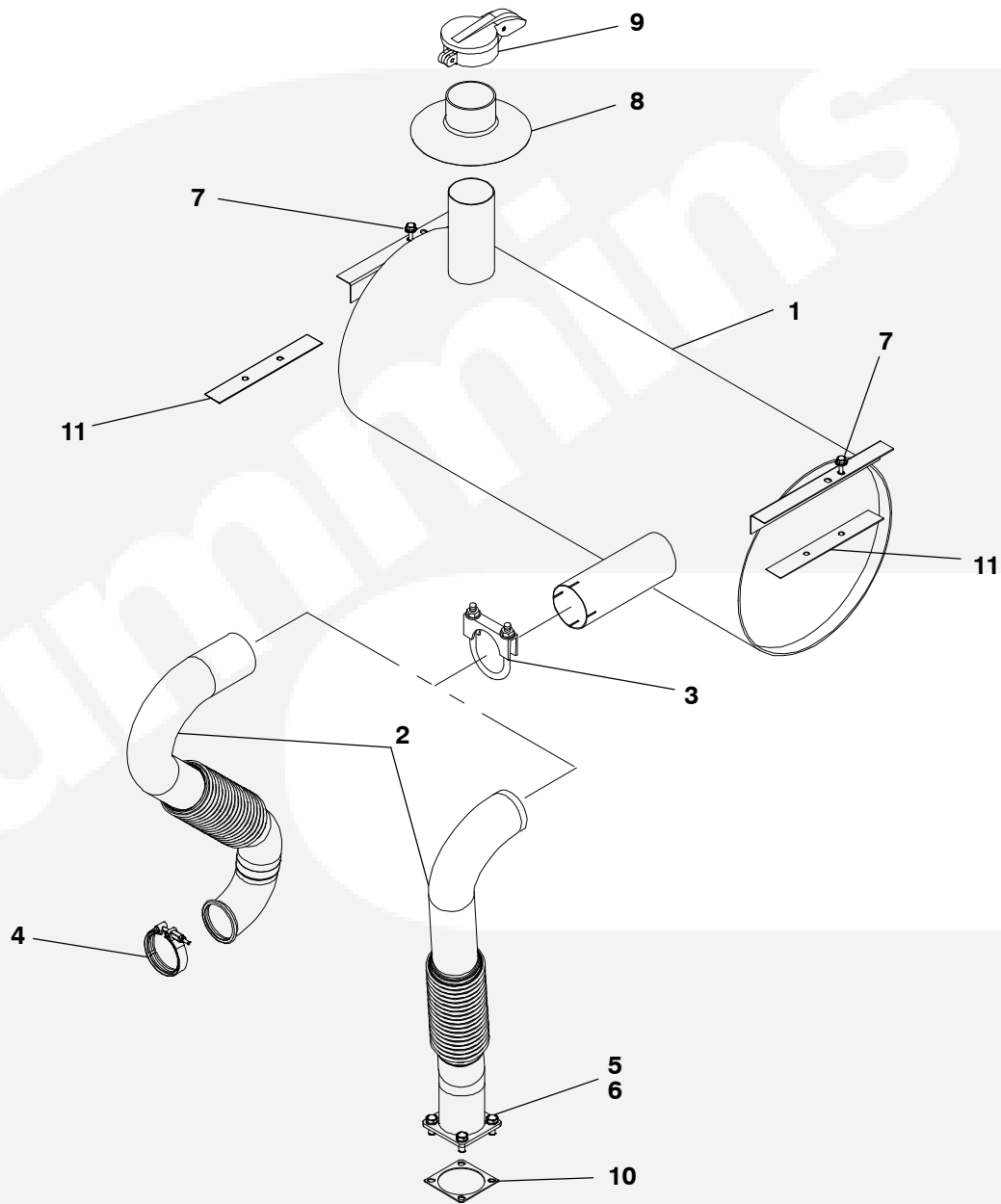
Exhaust Adapter Standard



REF NO.	PART NO.	QTY USED	PART DESCRIPTION	REF NO.	PART NO.	QTY USED	PART DESCRIPTION
1	155-3116	1	Adapter, Exhaust (3")	2	155-2565	1	Clamp, V-Band

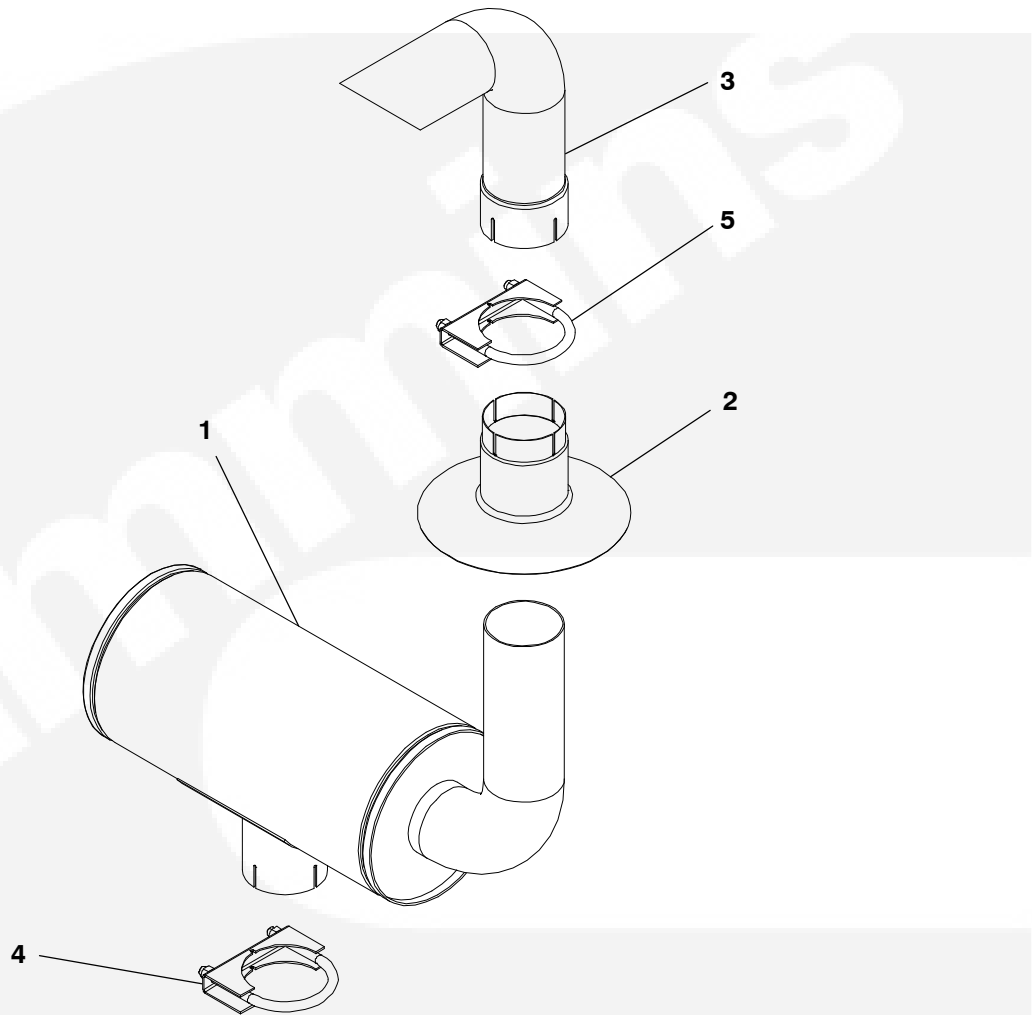


Muffler - Standard



REF NO.	PART NO.	QTY USED	PART DESCRIPTION	REF NO.	PART NO.	QTY USED	PART DESCRIPTION
1	155-3167	1	Muffler	6	800-2086	4	Screw, Cap - Hex Head (M10 x 25) - DGBB, DGBC
2	155-3166	1	Pipe, Exhaust	7	821-6003-02	2	Screw, Cap - Hex Head (M8 x 1.25 x 20)
	155-3168	1	DGCA, DGCB, DGCG	8	155-3102-02	1	Shield, Rain (3")
3	155-2175	1	Clamp, Muffler	9	155-2062-10	1	Cap, Rain (3")
4	155-2565	1	Clamp, V-Band - DGCA, DGCB, DGCG	10	154-2708	1	Gasket, Exhaust - DGBB, DGBC
5	850-2010	4	Washer, Lock - Spring (M10) - DGBB, DGBC	11	155-3219	2	Gasket, Muffler

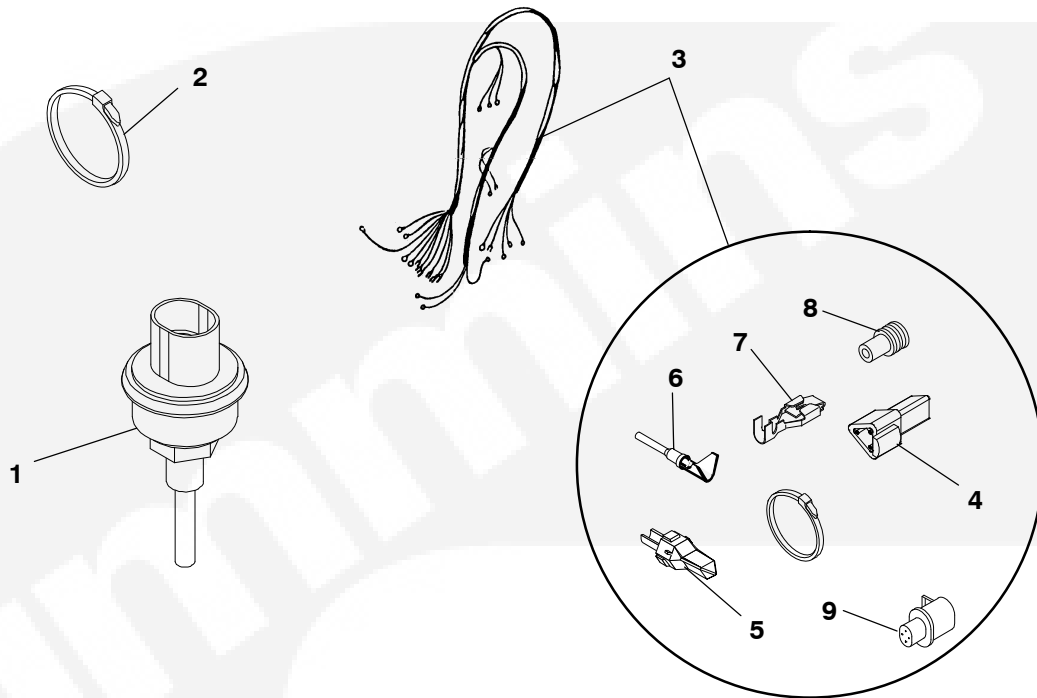
Muffler - Industrial



REF NO.	PART NO.	QTY USED	PART DESCRIPTION	REF NO.	PART NO.	QTY USED	PART DESCRIPTION
1	155-3193	1	Muffler	4	155-2175	1	Clamp, Muffler
2	155-3102-02	1	Shield, Rain	5	155-3260	1	Clamp, Muffler
3	155-3115	1	Pipe, Exhaust Outlet				



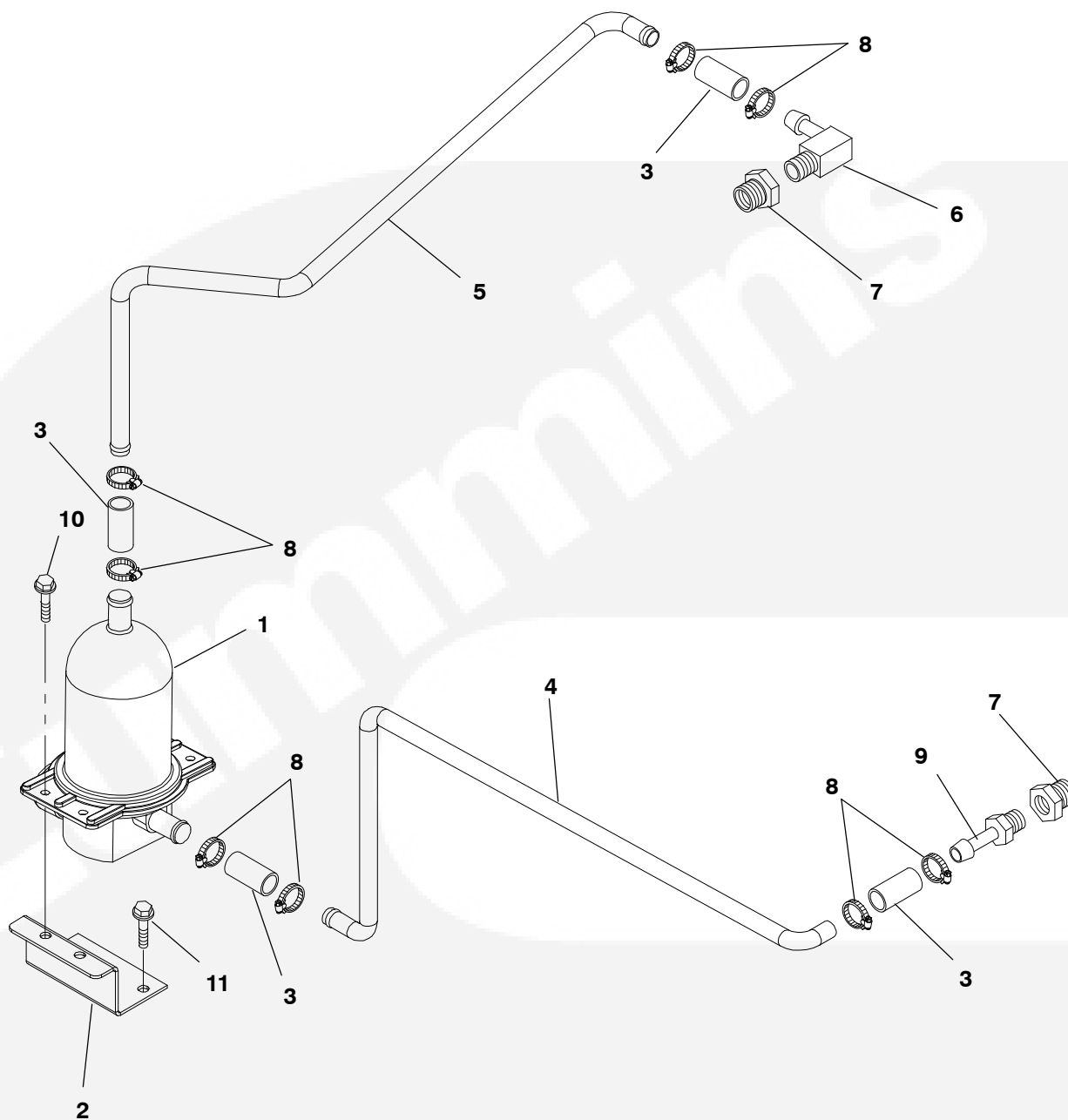
Low Coolant Level Sender



REF NO.	PART NO.	QTY USED	PART DESCRIPTION	REF NO.	PART NO.	QTY USED	PART DESCRIPTION
1	193-0468	1	Sender, Low Coolant Level (S7)	5	323-1502	1	Wedge, Receptacle
2	332-1389	3	Tie, Cable	6	323-1491	3	Pin, Contact (S7)
3	338-4178-01	1	Harness, Low Coolant Level Sender (30.00") (Includes the Following Parts)	7	323-1709	4	Socket, Contact
4	323-1494	1	Connector, Receptacle	8	323-1708	4	Seal, Cable
				9	323-1765	1	Housing, Connector (4 Pin)

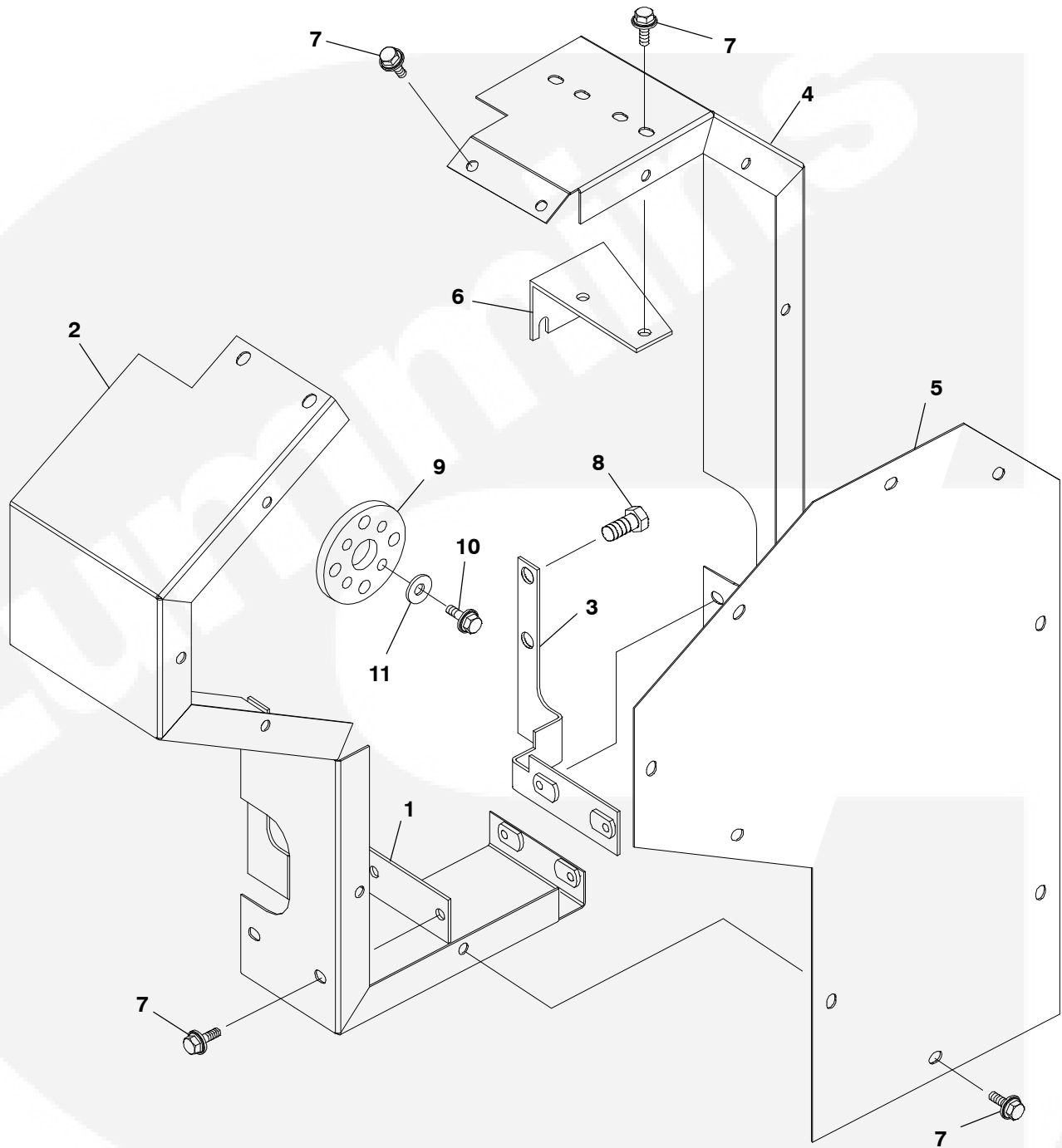


Water Heater



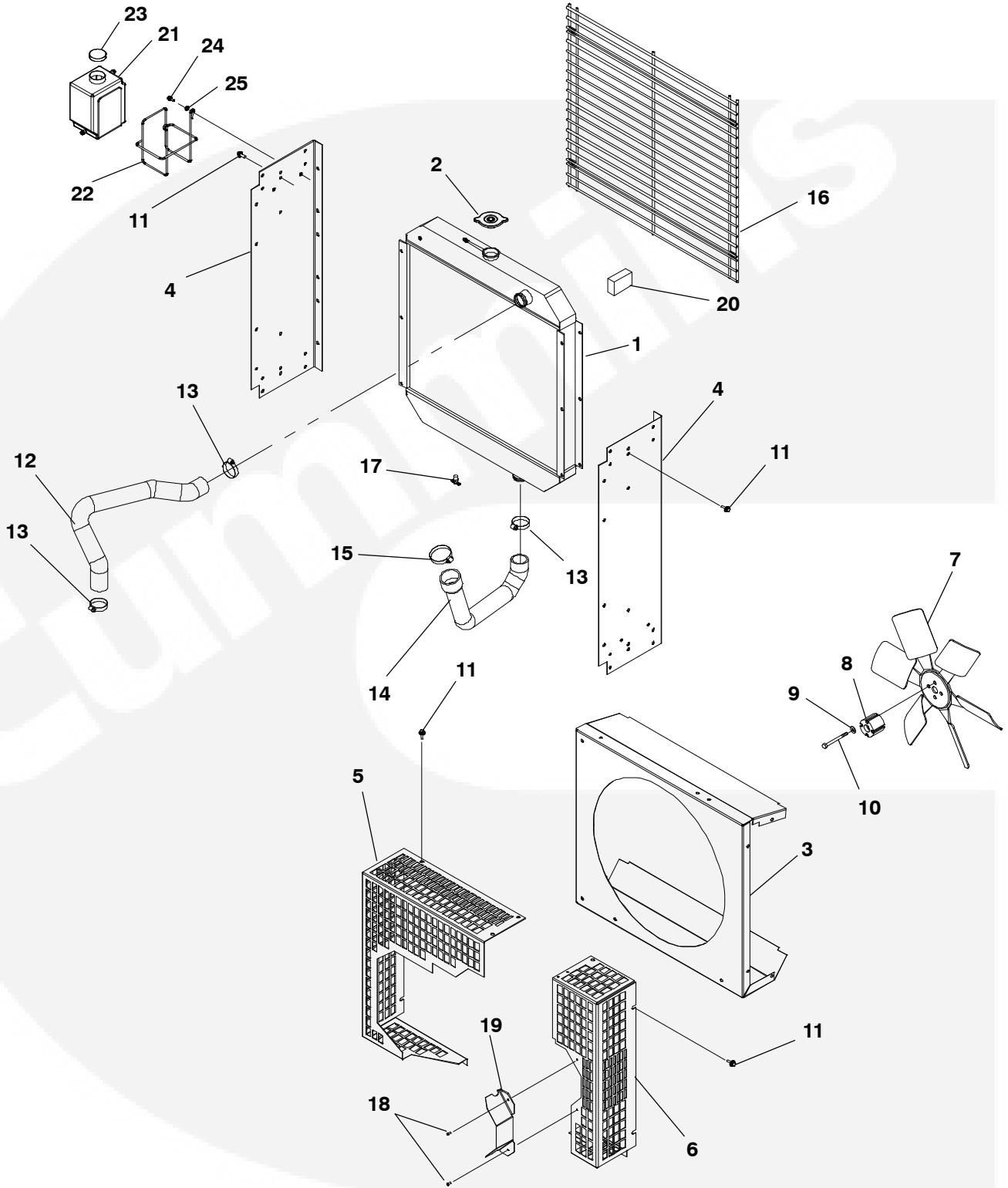
REF NO.	PART NO.	QTY USED	PART DESCRIPTION	REF NO.	PART NO.	QTY USED	PART DESCRIPTION
1	333-0588-01	1	Heater, Engine Coolant 120 volt	7	505-0019	2	Bushing, Reducer (3/8 x 1/2)
	333-0588-02	1	240 volt		8	503-2157-01	8
2	333-0584	1	Bracket, Heater Basic Skid	9		502-0943	1
	333-0585	1	Housing Ready Skid		10	821-6002-03	2
3	503-1634-02	4	Hose (5/8 x 2-1/2)	11		821-6006-01	4
	130-4643	1	Tube, Water Heater		821-6003-02	2	Screw, Hex Head (M8 x 1-1/4 x 20) - Basic Skid
4	130-4644	1	Tube, Water Heater				
5	130-4644	1	Tube, Water Heater				
6	502-0942	1	Elbow, Hose - 90°				

Remote Radiator



REF NO.	PART NO.	QTY USED	PART DESCRIPTION	REF NO.	PART NO.	QTY USED	PART DESCRIPTION
1	130-4637	1	Bracket, Guard - Belt	8	718-1072	4	Screw, Cap - Hex Head (M12 x 20)
2	130-4639	1	Guard, Belt	9	3915490	1	Plate, Clamping
3	130-4636	1	Bracket, Guard - Belt	10	718-1037	4	Screw, Cap - Hex Head (M8 x 25)
4	130-4638	1	Guard, Belt	11	526-2106	4	Washer, Flat (M8)
5	130-4640	1	Cover, Guard - Belt				
6	130-4635	1	Bracket, Guard - Belt				
7	821-6003-02	19	Screw, Hex Head (M8 x 20)				

Radiator 50°

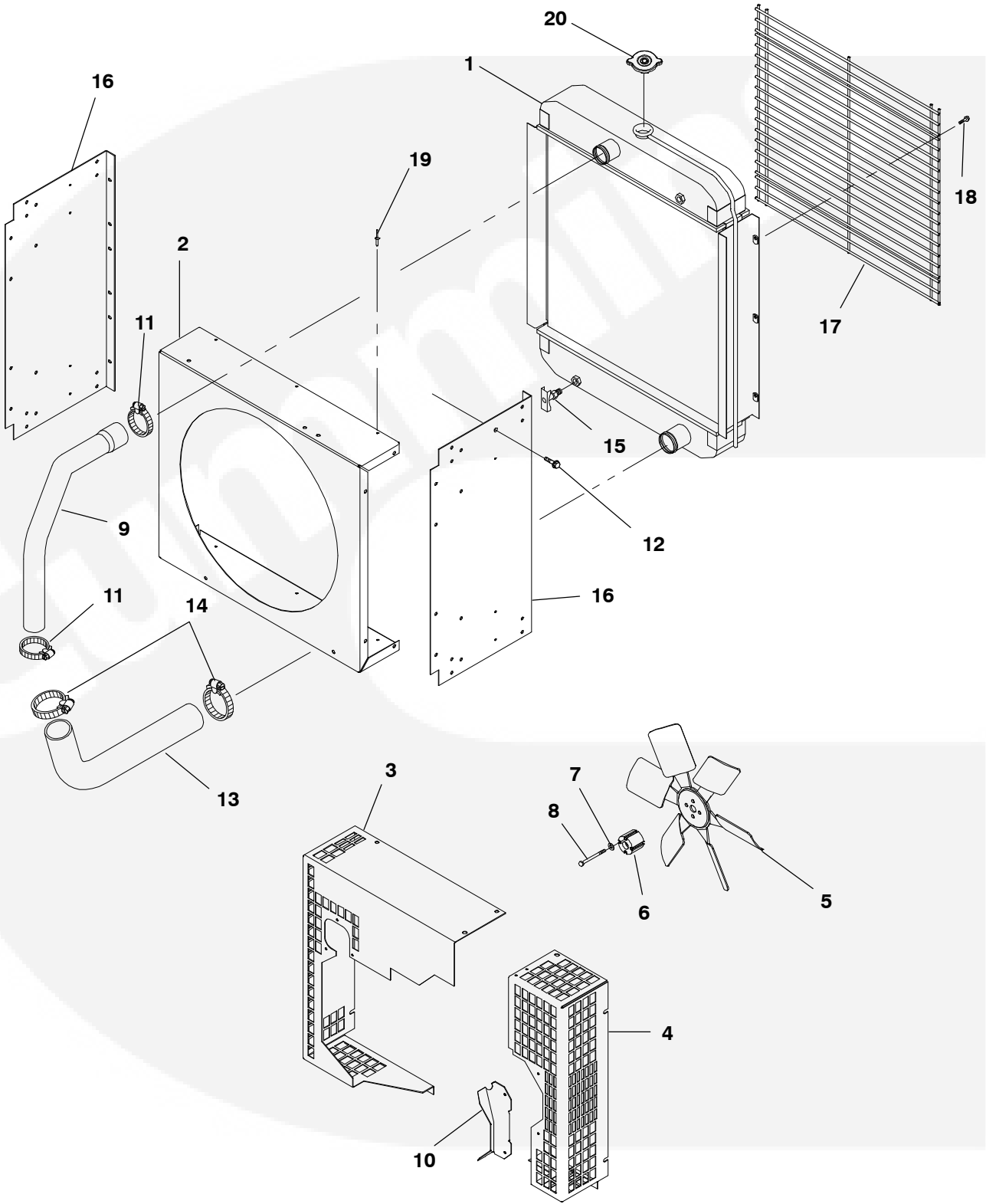


Radiator 50°

REF NO.	PART NO.	QTY USED	PART DESCRIPTION	REF NO.	PART NO.	QTY USED	PART DESCRIPTION
1	130-5114-01	1	Radiator (Includes Radiator Cap and Overflow Hose)	13	503-1141	3	Clamp, Hose
2	130-3721-01	1	Cap, Radiator (13-15 PSI)	14	503-2150	1	Hose, Radiator - Outlet
3	130-5113-02	1	Shroud	15	503-1142	1	Clamp, Hose
4	130-4759	2	Housing, Side	16	130-4602	1	Grille - Unhoused Sets
5	130-4600	1	Guard, Fan - RH	17	504-0003	1	Cock, Drain (1/4)
6	130-4756	1	Guard, Fan - LH	18	818-0231-02	2	Rivet, Pop
7	130-3080	1	Fan, Radiator	19	130-4716	1	Guard, Alternator
8	130-3082	1	Spacer, Fan	20	130-5285	1	Block, Air Bypass
9	526-2100	4	Washer, Flat	21	130-3574	1	Tank, Coolant
10	718-1054	4	Screw, Cap - Hex Head (M8 x 1.25 x 65)	22	130-3571	1	Hanger, Tank
11	821-6003-02	22	Screw, Hex Head (M8 x 1.25 x 20)	23	130-3572	1	Cap, Tank
12	503-2149	1	Hose, Radiator - Inlet	24	821-6002-03	2	Screw, Hex Head (M6 x 1.0 x 16)
				25	526-0399-58	2	Washer, Flat (M6)



Radiator 40°

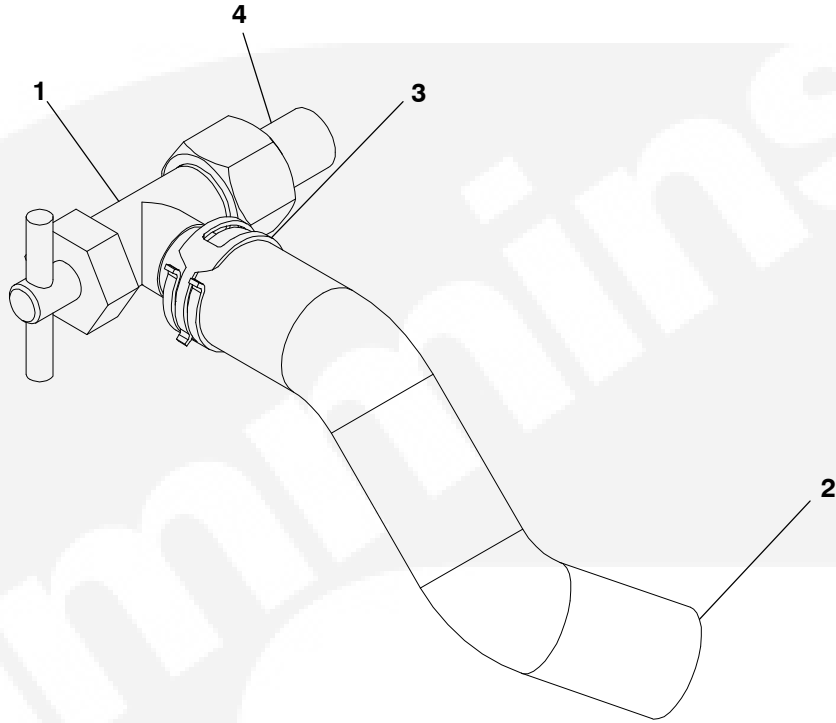


Radiator 40°

REF NO.	PART NO.	QTY USED	PART DESCRIPTION	REF NO.	PART NO.	QTY USED	PART DESCRIPTION
1	130-4596-02	1	Radiator	11	503-1141	2	Clamp, Hose
2	130-4757	1	Shroud	12	821-6003-02	18	Screw, SEMS - Hex Head (M8 x 1.25 x 65)
3	130-4600	1	Guard, Fan (RH)	13	503-1929	1	Hose, Radiator - Outlet
4	130-4756	1	Guard, Fan (LH)	14	503-1142	2	Clamp, Hose
5	130-3080	1	Fan, Radiator	15	504-0003	1	Cock, Drain
6	130-3082	1	Spacer, Fan	16	130-4759	2	Support, Side - Radiator
7	526-2100	4	Washer, Flat (M8)	17	130-4602	1	Grille - Unhoused
8	718-1054	4	Screw, Cap - Hex Head (M8 x 1.25 x 65)	18	821-6007-02	6	Screw, Hex Head (M8 x 1.25 x 20)
9	503-2003-01	1	Hose, Radiator - Inlet	19	818-0231-02	2	Rivet, Pop
10	130-4716	1	Guard, Alternator	20	130-1788	1	Cap, Radiator (15 PSI)



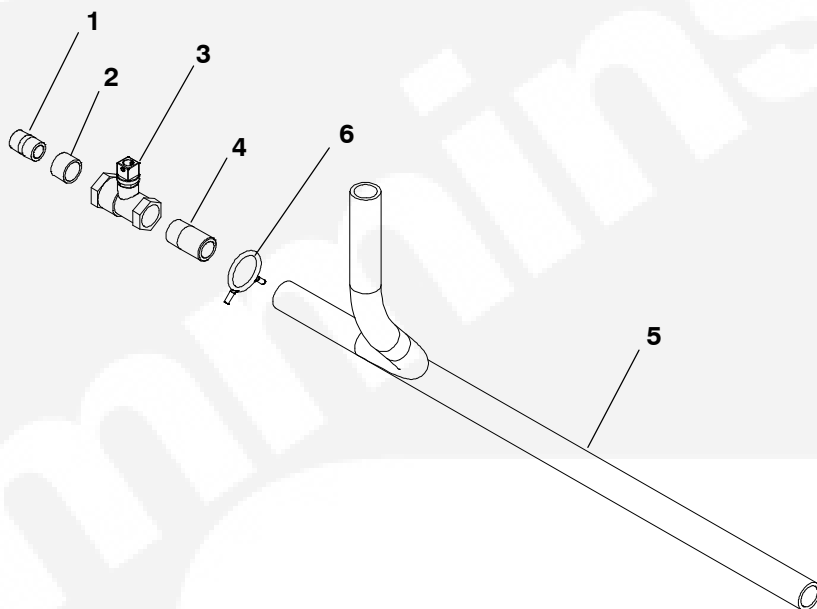
**Coolant Drain
DGBB, DGBC, DGCA, DGCB**



REF NO.	PART NO.	QTY USED	PART DESCRIPTION	REF NO.	PART NO.	QTY USED	PART DESCRIPTION
1	504-0176	1	Valve, Drain	3	503-0183	1	Clamp, Hose
2	503-0386	-	Hose, Engine Coolant – Bulk (Order by the Foot – 3 Feet Required)	4	502-0426-01	1	Adapter, Pipe

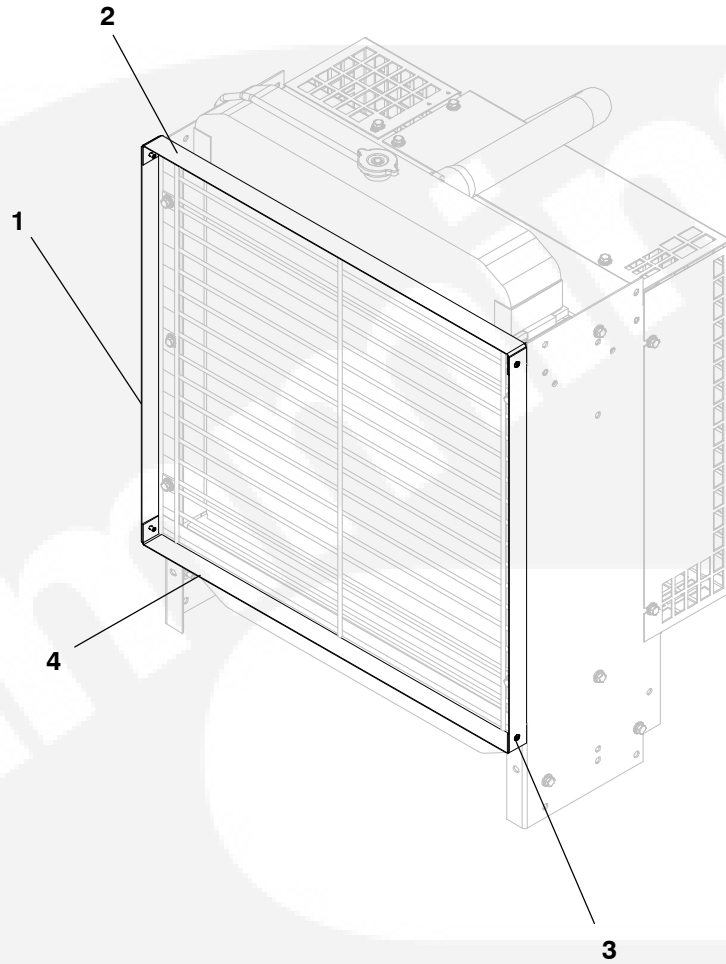


Coolant Drain DGCG



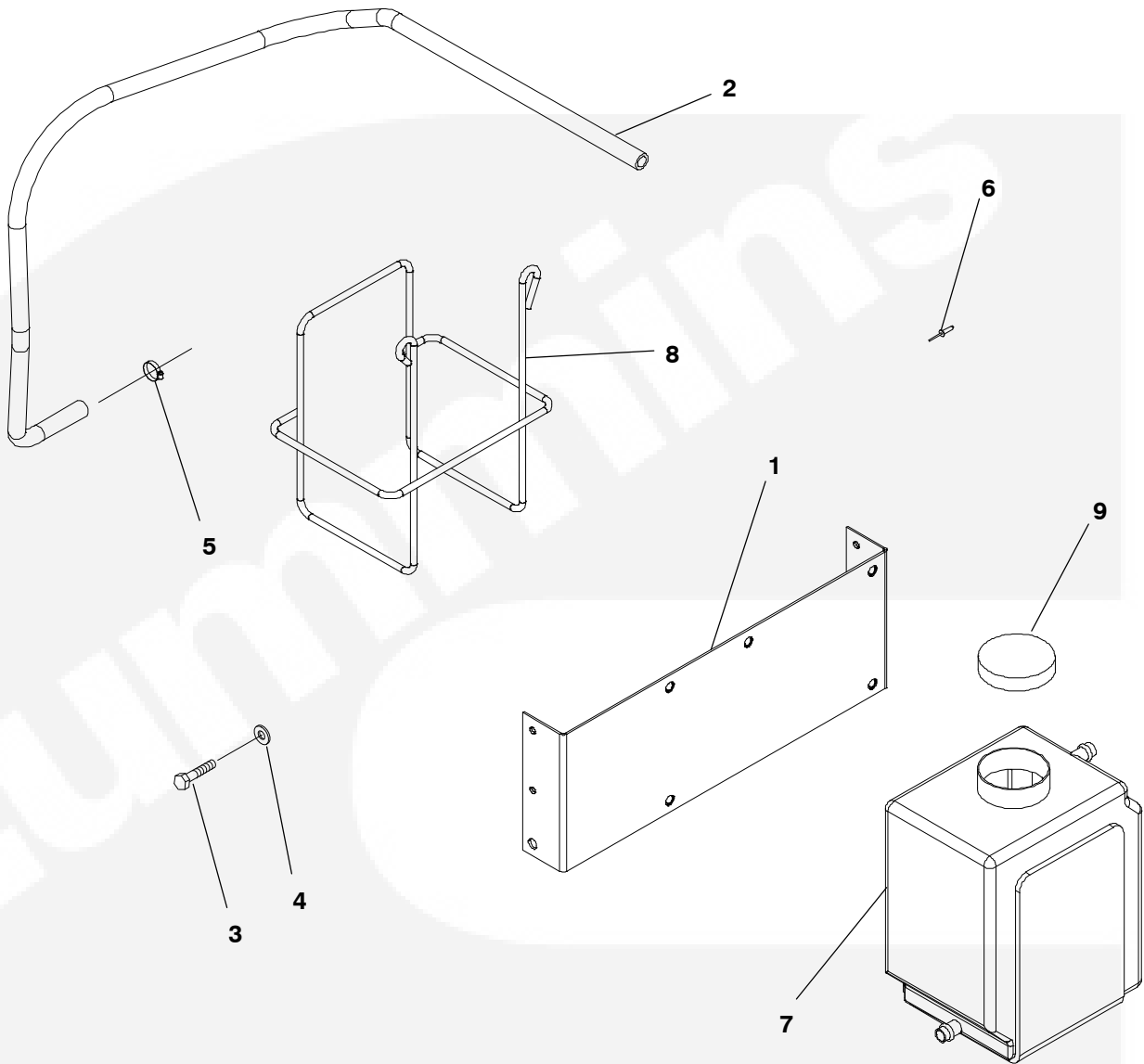
REF NO.	PART NO.	QTY USED	PART DESCRIPTION	REF NO.	PART NO.	QTY USED	PART DESCRIPTION
1	502-0047	1	Nipple, Pipe (1/4)	5	503-0191	-	Hose - Bulk (Order by the Foot - 2 Feet Required)
2	502-0029-04	1	Bushing (1/4 x 1/2)	6	503-0183	1	Clamp, Hose
3	504-0011	1	Valve, Shutoff (1/2)				
4	502-0827	1	Hose, Barb (1/2 x 3/4)				

Duct Adapter



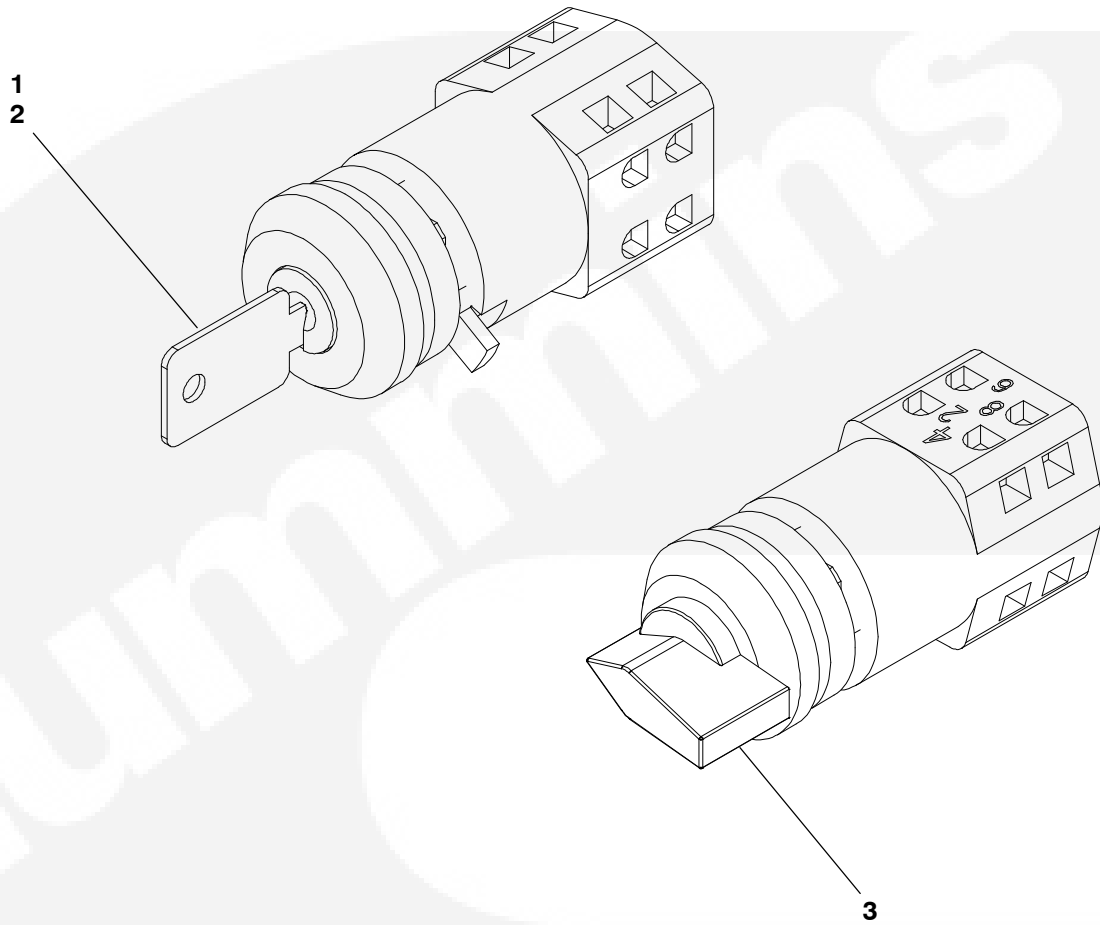
REF NO.	PART NO.	QTY USED	PART DESCRIPTION	REF NO.	PART NO.	QTY USED	PART DESCRIPTION
1	130-4623	2	Adapter, Duct - Side	3	818-0231-02	4	Rivet, Pop
2	130-4622	1	Adapter, Duct 40°	4	130-5115-02	1	Adapter, Duct - Bottom - 40°
	130-4622	2	50°				

Overflow Bottle



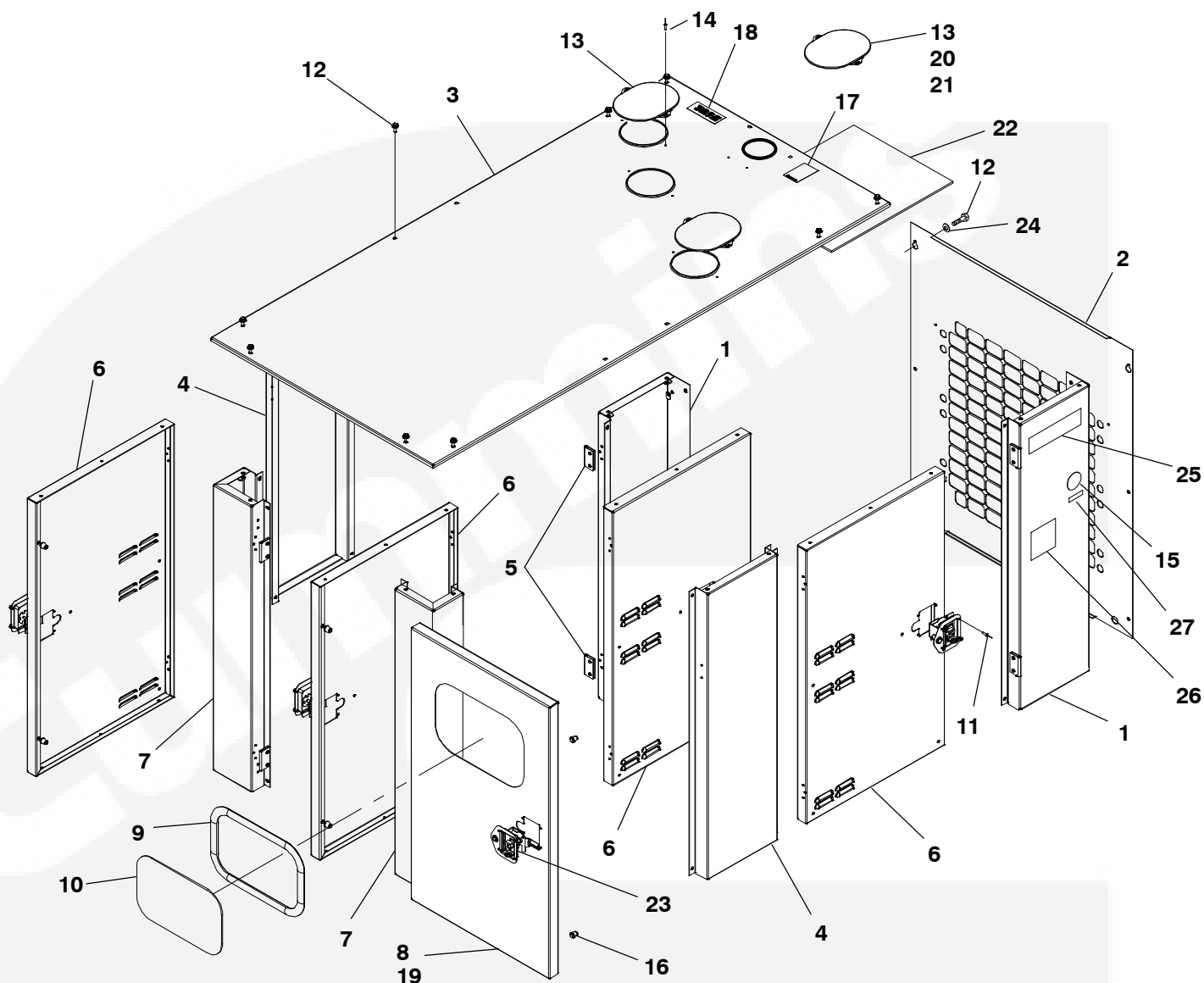
REF NO.	PART NO.	QTY USED	PART DESCRIPTION	REF NO.	PART NO.	QTY USED	PART DESCRIPTION
1	130-4878	1	Bracket, Bottle - With Steel Enclosure	3	821-6002-03	2	Screw, Hex Head (M6 x 1 x 16)
2			Hose, Overflow - Bulk (5/16" ID) (Order By The Foot)	4	526-0399-13	2	Washer, Flat
	503-0276	-	No Enclosure - 3 Feet Required	5	503-0685	1	Clamp, Hose
	503-0276	-	With Enclosure - 5 Feet Required	6	818-0231-02	4	Rivet, Pop - Steel Enclosure
				7	130-3574	1	Tank, Coolant
				8	130-3571	1	Hanger, Tank
				9	130-3572	1	Cap, Tank

Operator Switch



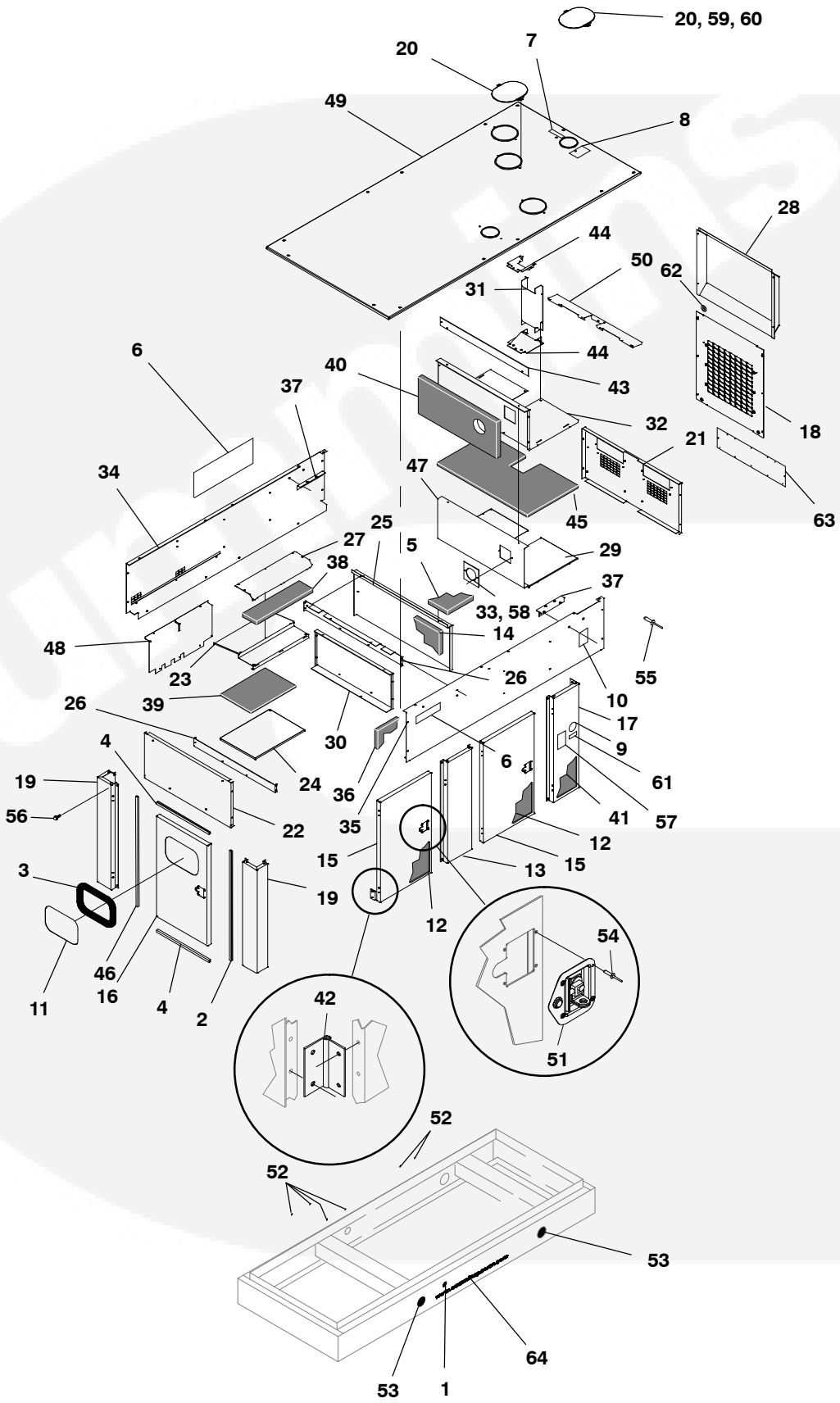
REF NO.	PART NO.	QTY USED	PART DESCRIPTION	REF NO.	PART NO.	QTY USED	PART DESCRIPTION
1	308-1045	1	Switch, Key Operator	3	308-1085	1	Switch, Selector
2	308-1046	2	Key - Spare				

Housing (F182)



REF NO.	PART NO.	QTY USED	PART DESCRIPTION	REF NO.	PART NO.	QTY USED	PART DESCRIPTION
1	405-5908	2	Panel, Side – Radiator Housing	15	098-4500	2	Label, Prototype
2	405-5910	1	Panel, Front – Radiator Housing	16	895-0382	10	Bumper, Door
3	405-8240-01	1	Roof	17	098-4730	1	Label, Warning
4	405-5745	2	Post, Center – Housing	18	098-5429	1	Label, Coolant Fill
5	406-0831	10	Hinge, Housing	19	405-5902	1	Door, Housing – Sets Without Window
6	405-5832	4	Door, Housing	20	870-0504	2	Nut, Captive Floating (M6 x 1.0)
7	405-5916	2	Post, Corner – Housing	21	821-6006-01	2	Screw, Hex Head (M6 x 16)
8	405-5903	1	Door, Housing – Sets With Window	22	130-4848	-	Insulation, Exhaust – Bulk (Order by the Foot – 7 Feet Required)
9	895-0363	-	Weather Strip – Window – Bulk (Order By The Foot – 5 Feet Required)	23	406-0972-01	5	Latch, Door
10	319-2653	1	Control, Window (If Equipped)	24	526-0451	2	Washer, Flat (M8)
11	818-0231-02	60	Rivet, Pop	25	098-7902-03	3	Label, Logo
12	821-6007-02	28	Screw, Hex Head (M8 x 20)	26	098-4732	2	Label, Warning
13	155-3238	3	Cover, Exhaust	27	098-7868	1	Label
14	818-0237-01	4	Rivet, Pop				

Housing (F172)

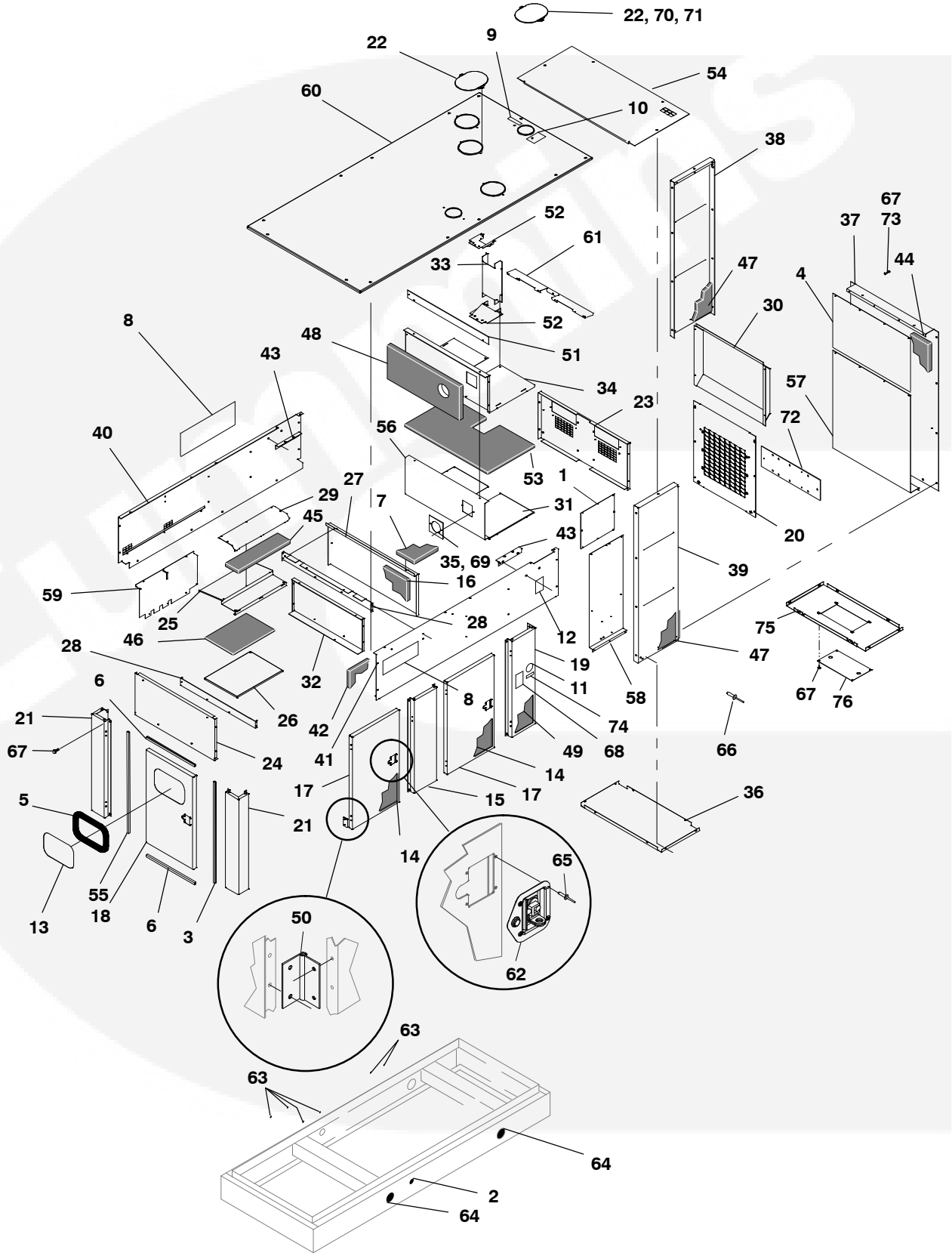


Housing (F172)

REF NO.	PART NO.	QTY USED	PART DESCRIPTION	REF NO.	PART NO.	QTY USED	PART DESCRIPTION
1	517-0138-07	2	Plug, Hole	31	405-6030	1	Tube, Fill – Radiator
2	895-0385	5	Weather Seal – Side	32	405-5966	1	Box, Muffler
3	895-0363	-	Weather Strip – Window – Bulk (Order By The Foot – 5 Feet Required)	33	405-5987	1	Cover, Exhaust Inlet
4	895-0384	11	Weather Seal – Top & Bottom	34	405-5996	1	Extension, Side – RH
5	405-6001-01	1	Insulation	35	405-5995	1	Extension, Side – LH
6	098-7902-03	3	Label, Logo – White	36	405-5997	1	Insulation
7	098-5429	1	Label, Coolant Fill	37	405-5998	2	Support, Muffler
8	098-4730	1	Label, Caution	38	405-6000-02	1	Insulation
9	098-4500	2	Label, Prototype Tested	39	405-6000-03	1	Insulation
10	098-7451	2	Label, Caution	40	405-6109	1	Insulation
11	319-2653	1	Window, Control (if equipped)	41	405-6000-06	2	Insulation
12	405-5734	4	Insulation, Door	42	406-0831	10	Hinge, Housing
13	405-5745	2	Post, Housing – Center	43	405-6029	1	Baffle
14	405-5841	2	Insulation	44	405-6003	2	Box, Radiator Fill
15			Door, Housing	45	405-6005	1	Insulation
	405-5902	4	Sets W/Window	46	895-0386	5	Weather Seal – Side
	405-5902	5	Sets WO/Window	47	405-8312	1	Retainer, Insulation
16	405-5903	1	Door, Housing W/Window Cutout	48	405-8311	1	Retainer, Insulation
				49	405-8240-01	1	Roof
17	405-5908	2	Panel, Side – Radiator Housing	50	405-6068	1	Baffle, Recirculation – Muffler
18	405-5910	1	Panel, Front – Radiator Housing	51	406-0972-01	5	Latch, Door
19	405-5916	2	Post, Corner – Housing	52	517-0131	6	Plug, Hole
20	155-3238	3	Cover, Exhaust	53	517-0322	4	Plug, Hole
21	405-5952	1	Extension, Front	54	818-0231-02	111	Rivet (3/16")
22	405-5953	1	Extension, Rear	55	818-0237-01	30	Rivet (1/8")
23	405-5954	1	Baffle, Air	56	821-6007-02	47	Screw (M8 x 20)
24	405-8304	1	Retainer, Insulation	57	098-4732	2	Label, Warning
25	405-5956	1	Support, Center	58	526-0011	2	Washer, Flat (.203)
26	405-5957	2	Angle, Support	59	870-0504	2	Nut, Captive Floating (M6 x 1.0)
27	405-8305	1	Retainer, Insulation	60	821-6006-01	2	Screw, Hex Head (M6 x 16)
28	405-6035	1	Baffle, Air – Discharge	61	098-7868	1	Label
29	405-8306	1	Retainer, Insulation	62	526-0451	2	Washer, Flat
30	405-8307	2	Retainer, Insulation	63	403-4215	1	Cover, Stub Up
				64	098-8220	2	Label, Information – White



Housing (F173)

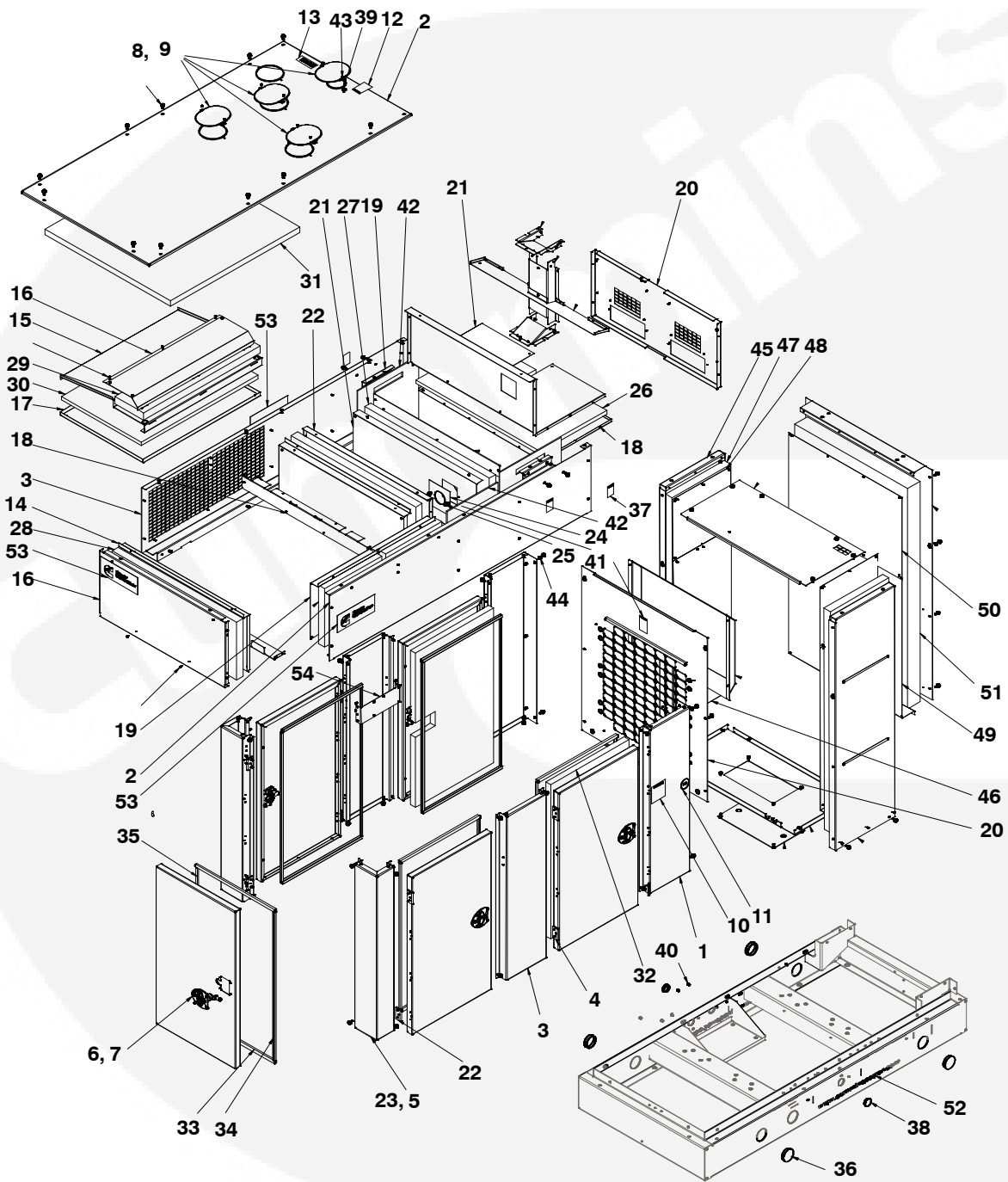


Housing (F173)

REF NO.	PART NO.	QTY USED	PART DESCRIPTION	REF NO.	PART NO.	QTY USED	PART DESCRIPTION
1	405-8313	2	Retainer, Insulation	37	405-5990	1	Cover, Air Discharge
2	517-0138-07	2	Plug, Hole	38	405-5991-01	1	Side, Discharge - RH
3	895-0385	5	Weather Seal - Side	39	405-5991-02	1	Side, Discharge - LH
4	405-8314	1	Retainer, Insulation	40	405-5996	1	Extension, Side - RH
5	895-0363	-	Weather Strip - Window - Bulk (Order By The Foot - 4 Feet Required)	41	405-5995	1	Extension, Side - LH
6	895-0384	A/R	Weather Seal - Top & Bottom	42	405-5997	1	Insulation
7	405-6001-01	1	Insulation	43	405-5998	2	Support, Muffler
8	098-7902-03	3	Label, Logo - White	44	405-6000-07	1	Insulation
9	098-5429	1	Label, Coolant Fill	45	405-6000-02	1	Insulation
10	098-4730	1	Label, Caution	46	405-6000-03	1	Insulation
11	098-4500	2	Label, Prototype Tested	47	405-6000-04	2	Insulation
12	098-7451	2	Label, Caution	48	405-6109	1	Insulation
13	319-2653	1	Window, Control (If Equipped)	49	405-6000-06	2	Insulation
14	405-5734	4	Insulation, Door	50	406-0831	10	Hinge, Housing
15	405-5745	2	Post, Housing - Center	51	405-6029	1	Baffle
16	405-5841	2	Insulation	52	405-6003	2	Box, Radiator Fill
17			Door, Housing	53	405-6005	1	Insulation
	405-5902	4	Sets W/Window	54	405-6010	1	Cover, Air Discharge (Top)
	405-5902	5	Sets WO/Window	55	895-0386	5	Weather Seal - Side
18	405-5903	1	Door, Housing W/Window Cutout	56	405-8312	1	Retainer, Insulation
19	405-5908	2	Panel, Side - Radiator Housing	57	405-8309	1	Retainer, Insulation
20	405-5910	1	Panel, Front - Radiator Housing	58	405-8310	2	Retainer, Insulation
21	405-5916	2	Post, Corner - Housing	59	405-8311	1	Retainer, Insulation
22	155-3238	4	Cover, Exhaust	60	405-6018	1	Roof
23	405-5952	1	Extension, Front	61	405-6068	1	Baffle, Recirculation - Muffler
24	405-5953	1	Extension, Rear	62	406-0972-01	5	Latch, Door
25	405-5954	1	Baffle, Air	63	517-0131	6	Plug, Hole
26	405-8304	1	Retainer, Insulation	64	517-0322	4	Plug, Hole
27	405-5956	1	Support, Center	65	818-0231-02	A/R	Rivet (3/16")
28	405-5957	2	Angle, Support	66	818-0237-01	66	Rivet (1/8")
29	405-8305	1	Retainer, Insulation	67	821-6007-02	69	Screw (M8 x 20)
30	405-6035	1	Baffle, Air Discharge	68	098-4732	2	Label, Warning
31	405-8306	1	Retainer, Insulation	69	526-0011	2	Washer, Flat (.203)
32	405-8307	2	Retainer, Insulation	70	870-0504	2	Nut, Captive Floating (M6 x 1.0)
33	405-6030	1	Tube, Fill - Radiator	71	821-6006-01	2	Screw, Hex Head (M6 x 16)
34	405-5966	1	Box, Muffler	72	403-4215	1	Cover, Stub Up
35	405-5987	1	Cover, Exhaust Inlet	73	526-0451	2	Washer, Flat - Stainless Steel
36	405-8731-02	1	Panel, Bottom	74	098-7868	1	Label
				75	405-9022-02	1	Panel, Enclosure
				76	405-9023-02	1	Panel, Access




Housing (F216)

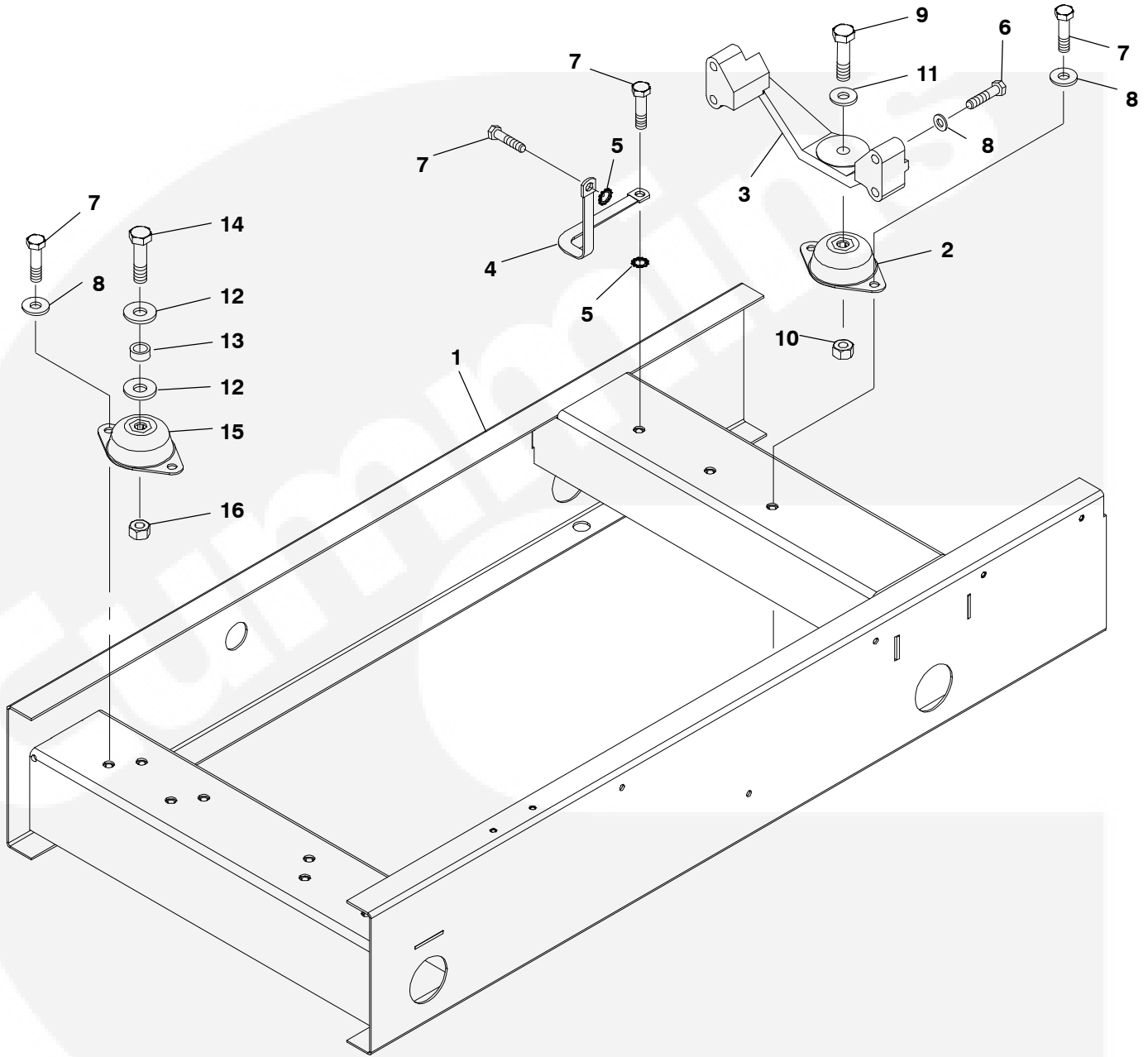


Housing (F216)

REF NO.	PART NO.	QTY USED	PART DESCRIPTION	REF NO.	PART NO.	QTY USED	PART DESCRIPTION
1	405-9881-03	2	Post, Enclosure	36	517-0322	4	Plug, Hole
2	405-9882-02	1	Panel, Enclosure	37	098-7451	3	Label, Caution
3	405-9883-03	2	Post, Enclosure	38	517-0138-07	2	Plug, Hole
4	406-0831	10	Hinge, Housing	39	870-0504	2	Nut, Retainer
5	405-9885-03	2	Post, Enclosure	40	517-0131	6	Plug, Hole
6	406-0972-01	5	Latch	41	128-0154-04	1	Insulation
7	818-0231-02	122	Rivet, Pop	42	128-0252	2	Insulation
8	155-3719	4	Cover, Exhaust	43	821-6006-01	2	Screw, Hex Head
9	818-0237-01	49	Rivet, Pop	44	526-0451	4	Washer, Flat
10	098-4732	2	Label, Warning	45	A026F929	1	Panel, Enclosure
11	098-4500	2	Label	46	405-8310	2	Retainer, Insulation
12	098-4730	2	Label, Warning	47	405-8313	2	Retainer, Insulation
13	098-5429	1	Silkscreen, Coolant Fill	48	405-6001-04	2	Insulation, Panel
14	405-8307	2	Retainer, Insulation	49	405-8309	1	Retainer, Insulation
15	405-5954	1	Baffle, Air	50	405-8314	1	Retainer, Insulation
16	405-8305	1	Retainer, Insulation	51	405-6000-07	1	Insulation, Panel
17	405-8304	2	Retainer, Insulation	52	098-8220	2	Label, Information
18	405-8306	1	Retainer, Insulation	53	098-7902-03	3	Label, Logo
19	405-5998	2	Support, Silencer	54	130-4878	1	Bracket
20	405-9887-02	1	Panel, Enclosure	55	155-3167	1	Silencer, Critical (not shown)
21	405-8312	1	Retainer, Insulation	56	155-3166	1	Pipe, Exhaust (not shown)
22	405-9888-02	5	Door, Enclosure	57	155-2175	1	Clamp (not shown)
23	821-6007-02	85	Screw, Hex Head	58	155-3219	2	Gasket (not shown)
24	405-5987	1	Cover, Exhaust Inlet	59	155-3102-02	1	Shield, Rain (not shown)
25	526-0011	2	Washer, Flat	60	155-2062-60	1	Cap, Rain (not shown)
26	405-6005	2	Insulation, Panel	61	821-6003-02	2	Screw, Hex Head
27	405-6109	1	Insulation, Panel	62	155-2565	4	Clamp, Vee Band (not shown)
28	405-5841	2	Insulation, Panel	63	130-4848	3	Insulation, Exhaust (not shown)
29	405-6000-02	1	Insulation, Panel	64	405-9885-03	2	Post-Enclosure (not shown)
30	405-6000-03	1	Insulation, Panel				
31	405-6001-01	1	Insulation, Panel				
32	405-5734	2	Insulation, Door				
33	895-0384	11	Seal, Weather				
34	895-0385	5	Seal, Weather				
35	895-0386	5	Seal, Weather				




Skid - Basic

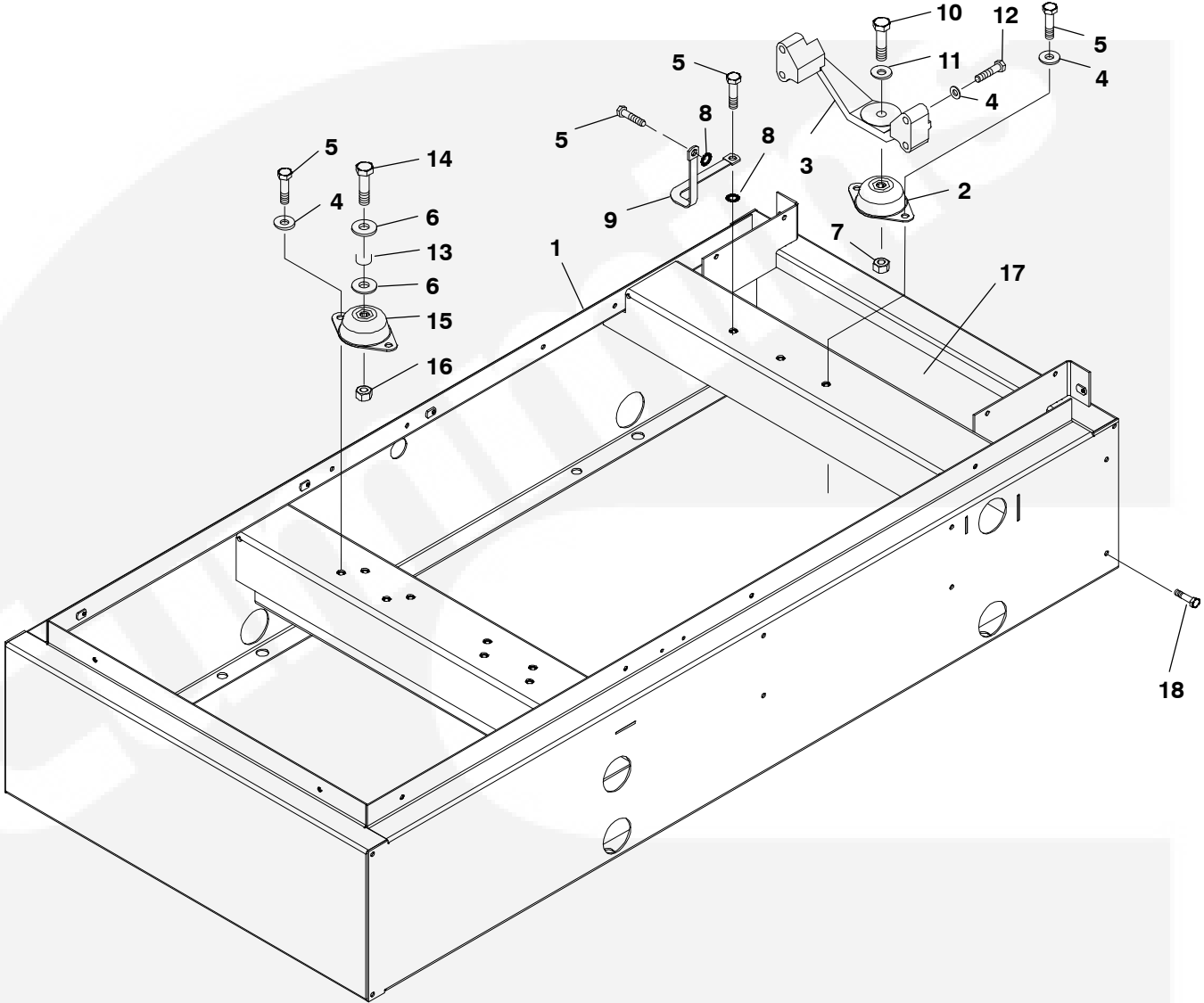


Skid – Basic

REF NO.	PART NO.	QTY USED	PART DESCRIPTION	REF NO.	PART NO.	QTY USED	PART DESCRIPTION
1	403-4222	1	Skid	12	526-0238-01	4	Washer, Flat (5/8")
2	402-0779-01	1	Cushion, Mounting – Vibration Isolation	13	517-0094	2	Plug, Plastic
3	403-2567-01	1	Support, Engine	14	800-0607	2	Screw, Cap – Hex Head (Grade 8) (3/4-10 x 2)
4	337-0090	1	Strap, Electrical	15			Cushion, Mounting – Vibration Isolation
5	856-0013	2	Washer, Lock – ET (1/2")				Used With Alternator
6	800-2121	4	Screw, Cap – Hex Head (M12 x 1.75 x 75)		402-0779-05	2	Feature Codes B267-2, B268-2, B274-2, B238-2, B339-2, B340-2, B415-2
7	800-2543-02	8	Screw, Cap – Hex Head (M12 x 1.75 x 25)				Used With Any Other Alternator Feature Codes
8	526-0433	10	Washer, Hardened (M12)		402-0779-02	2	
9	800-0599-05	1	Screw, Cap – Hex Head (Grade 8) (5/8)	16	862-0044	2	Nut, Hex (3/4-10)
10	870-0547	1	Nut, Hex – Heavy (5/8)				
11	526-0259-02	1	Washer, Flat (11/16")				



Skid - Housing Ready/Fuel Tank Ready

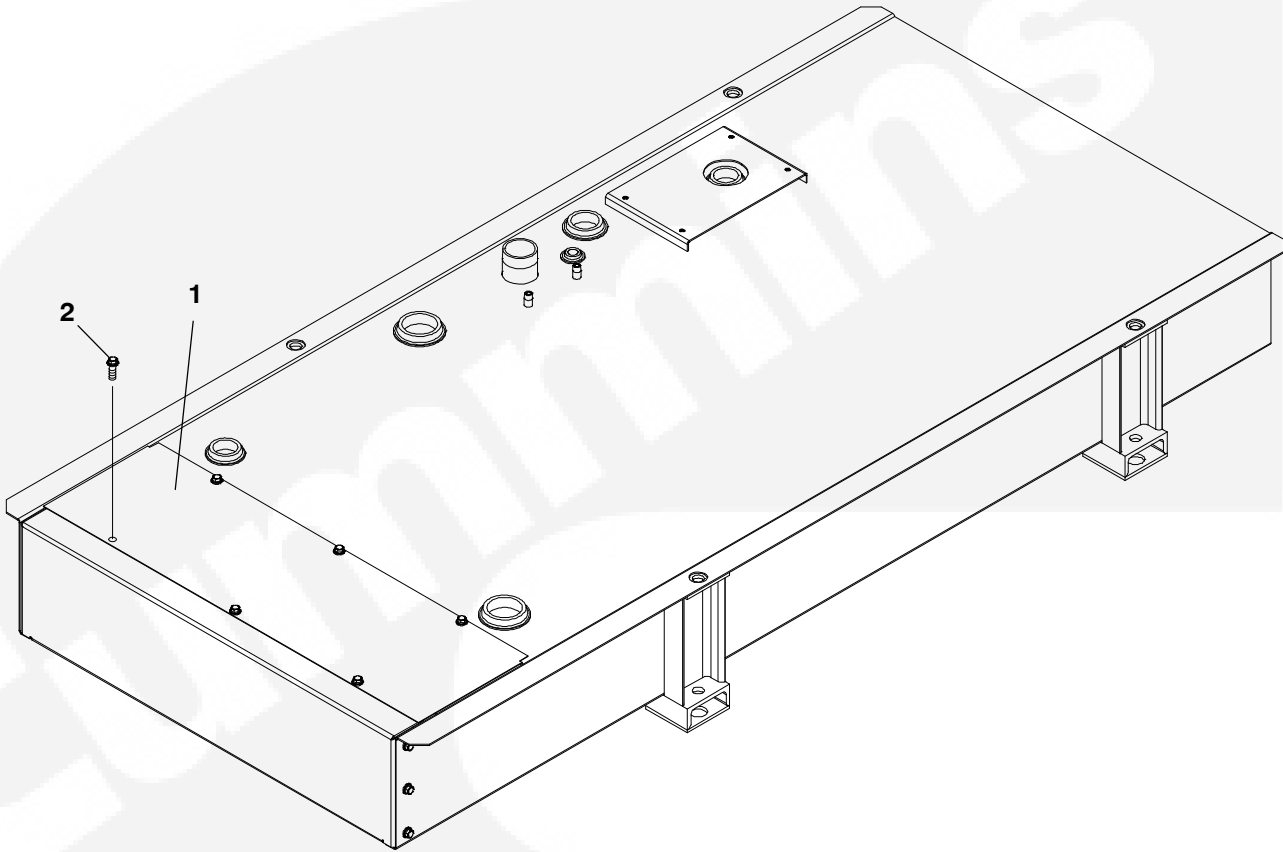


Skid – Housing Ready/Fuel Tank Ready

REF NO.	PART NO.	QTY USED	PART DESCRIPTION	REF NO.	PART NO.	QTY USED	PART DESCRIPTION
1			Skid	13	517-0094	2	Plug, Plastic
	403-4223-01	1	Housing Ready	14	800-0607	2	Screw, Cap – Hex Head (Grade 8) (3/4-10 x 2)
2	402-0779-01	1	Cushion, Mounting – Vibration Isolation	15			Cushion, Mounting – Vibration Isolation
3	403-2567-01	1	Support, Engine				
4	526-0433	10	Washer, Hardened (M12)		402-0779-05	2	Used With Alternator
5	800-2543-02	8	Screw, Cap – Hex Head (M12 x 1.75 x 25)				Feature Codes B267-2, B268-2, B274-2, B238-2, B339-2, B340-2, B415-2
6	526-0238-01	4	Washer, Flat (5/8")				
7	870-0547	1	Nut, Hex – Heavy (5/8)				
8			Washer, Lock – ET (1/2")		402-0779-02	2	Used With Any Other
	856-0013	2	Housing Ready				Alternator Feature Codes
	856-0013	1	Tank Ready	16	862-0044	2	Nut, Hex (3/4-10)
9	337-0090	1	Strap, Electrical	17	403-4156	1	Skid, End (Tank Ready)
10	800-0599-05	1	Screw, Cap – Hex Head (Grade 8) (5/8)	18	821-6003-02	7	Screw, Hex Head (M8 x 20) (Tank Ready)
11	526-0259-02	1	Washer, Flat (11/16")				
12	800-2121	4	Screw, Cap – Hex Head (M12 x 1.75 x 75)				



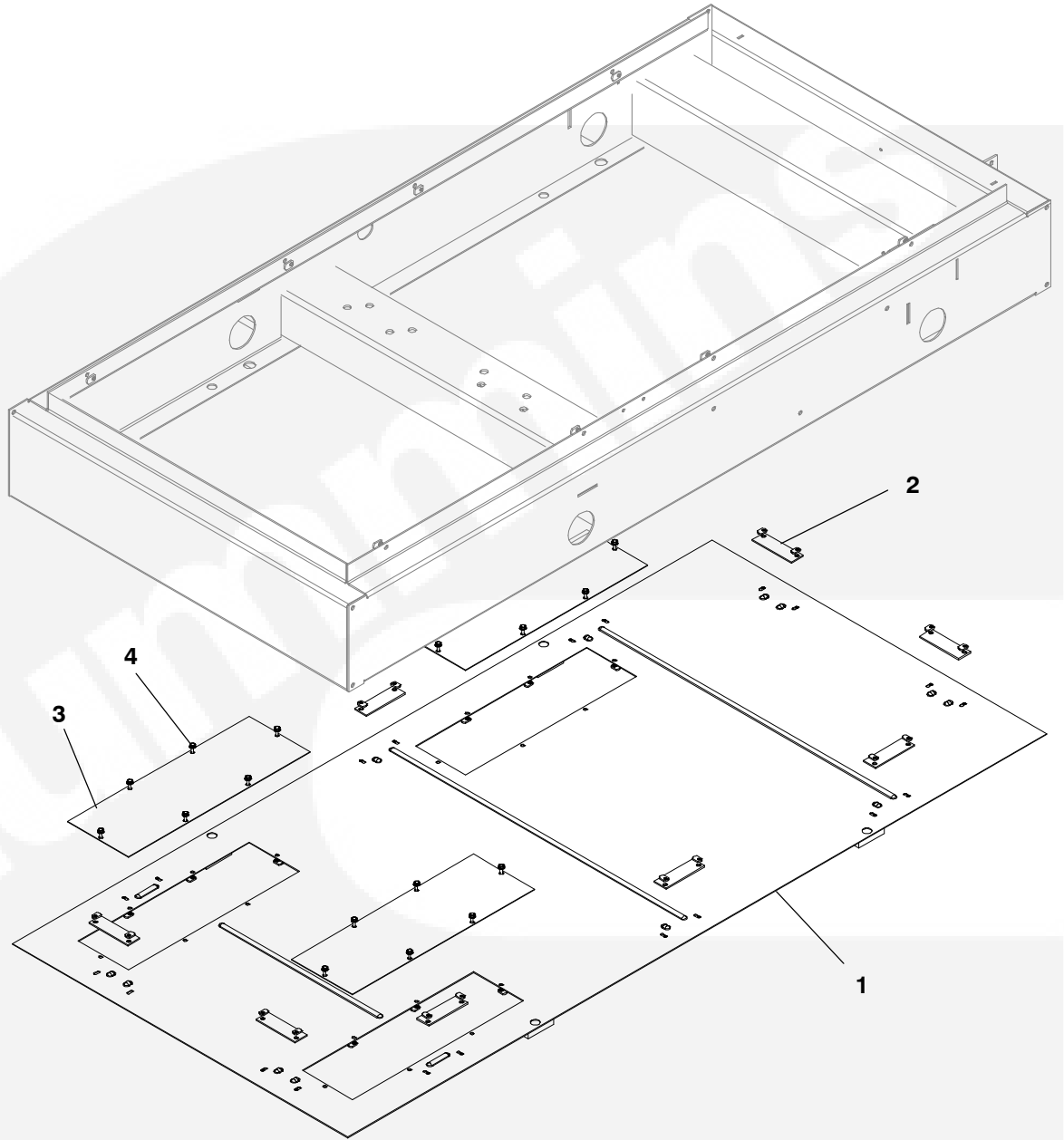
Sound Barrier



REF NO.	PART NO.	QTY USED	PART DESCRIPTION	REF NO.	PART NO.	QTY USED	PART DESCRIPTION
1	159-1467	1	Cover, Fuel Tank	2	821-6003-02	6	Screw, Hex Head (M8 X 20)

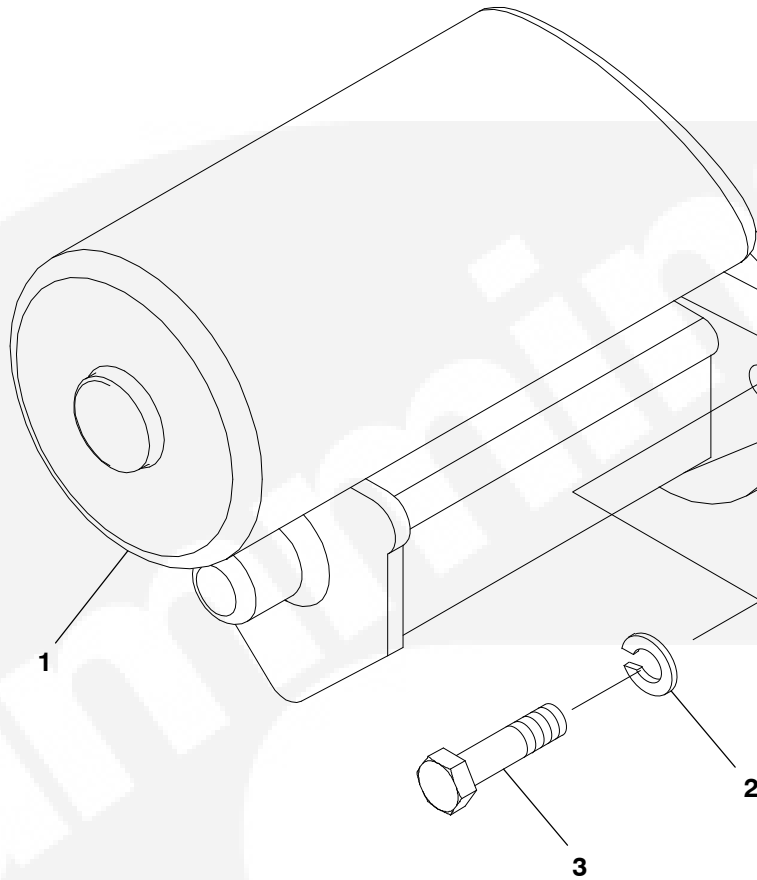


Skid Pan



REF NO.	PART NO.	QTY USED	PART DESCRIPTION	REF NO.	PART NO.	QTY USED	PART DESCRIPTION
1	403-4107	1	Pan, Skid	4	821-6002-03	38	Screw, SEMS – Hex Head (M6 x 1 x 16)
2	403-4110	10	Clamp				
3	403-4116	3	Cover, Stub Up				

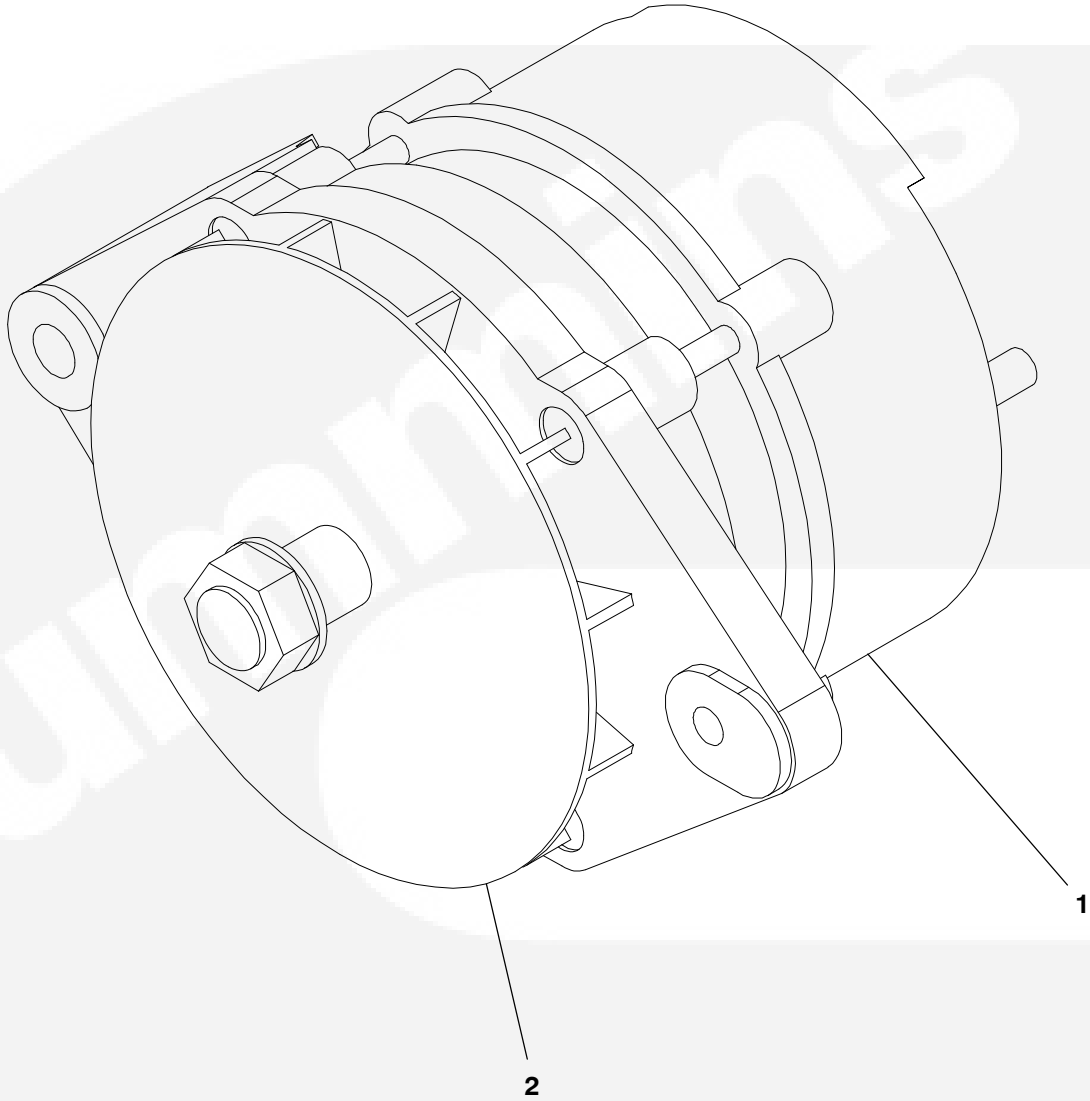
Starter



REF NO.	PART NO.	QTY USED	PART DESCRIPTION	REF NO.	PART NO.	QTY USED	PART DESCRIPTION
1	191-2346	1	Starter	3	800-2089	2	Screw, Cap - Hex Head (M10 x 40)
2	850-2010	2	Washer, Lock (M10)				



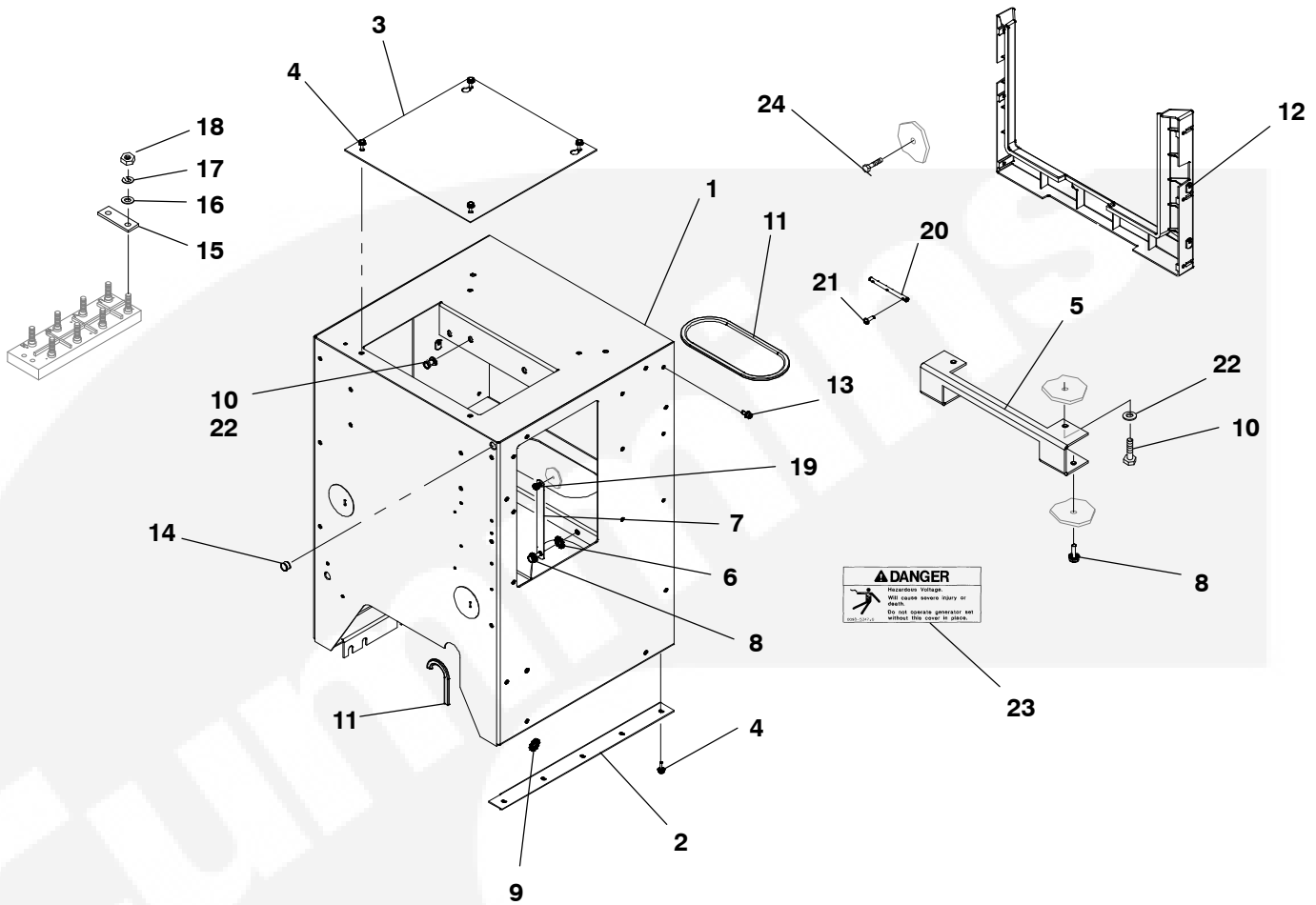
Alternator



REF NO.	PART NO.	QTY USED	PART DESCRIPTION	REF NO.	PART NO.	QTY USED	PART DESCRIPTION
1	191-2326-01	1	Alternator	2	191-2330	1	Fan, Alternator

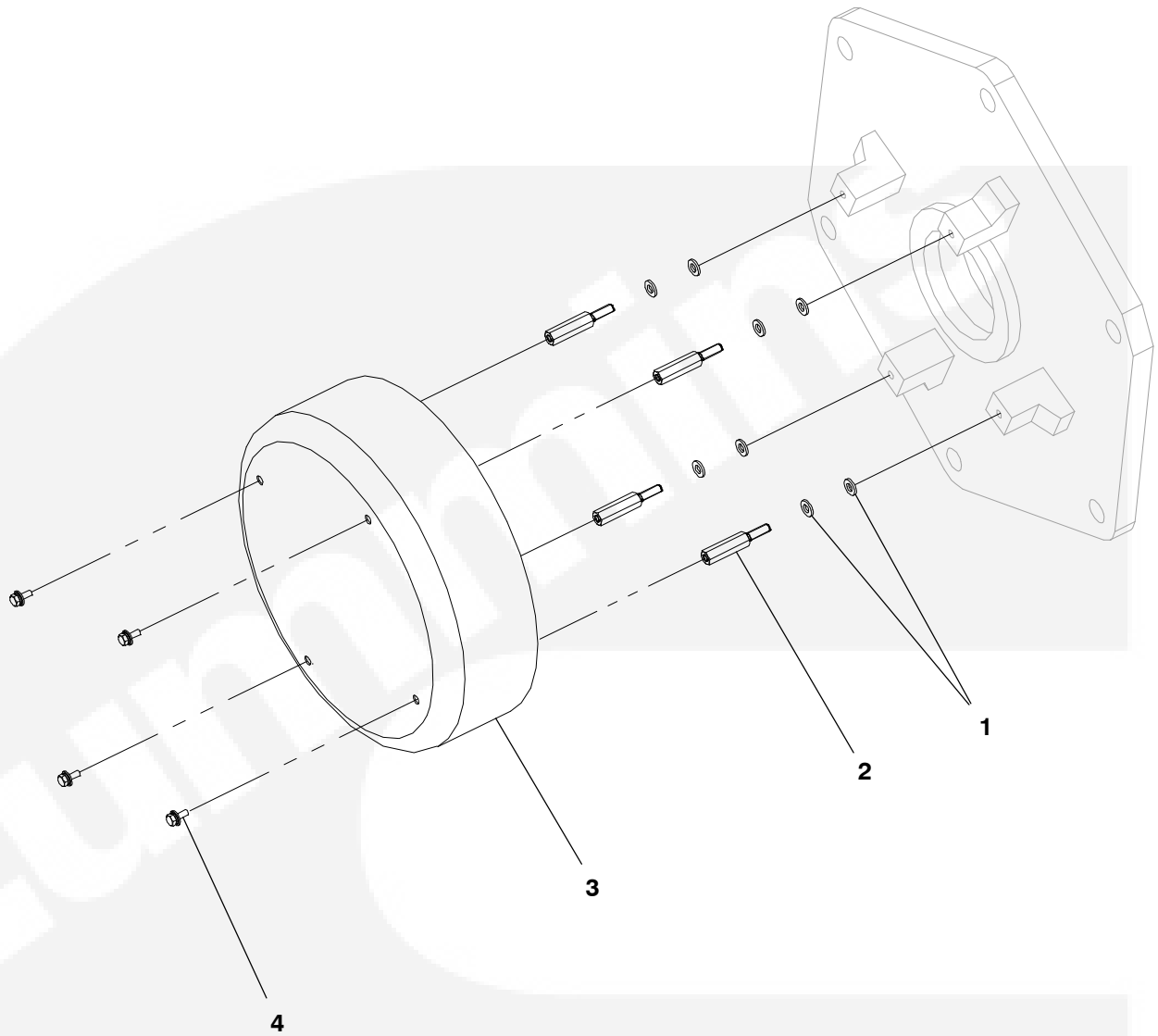


Control Housing



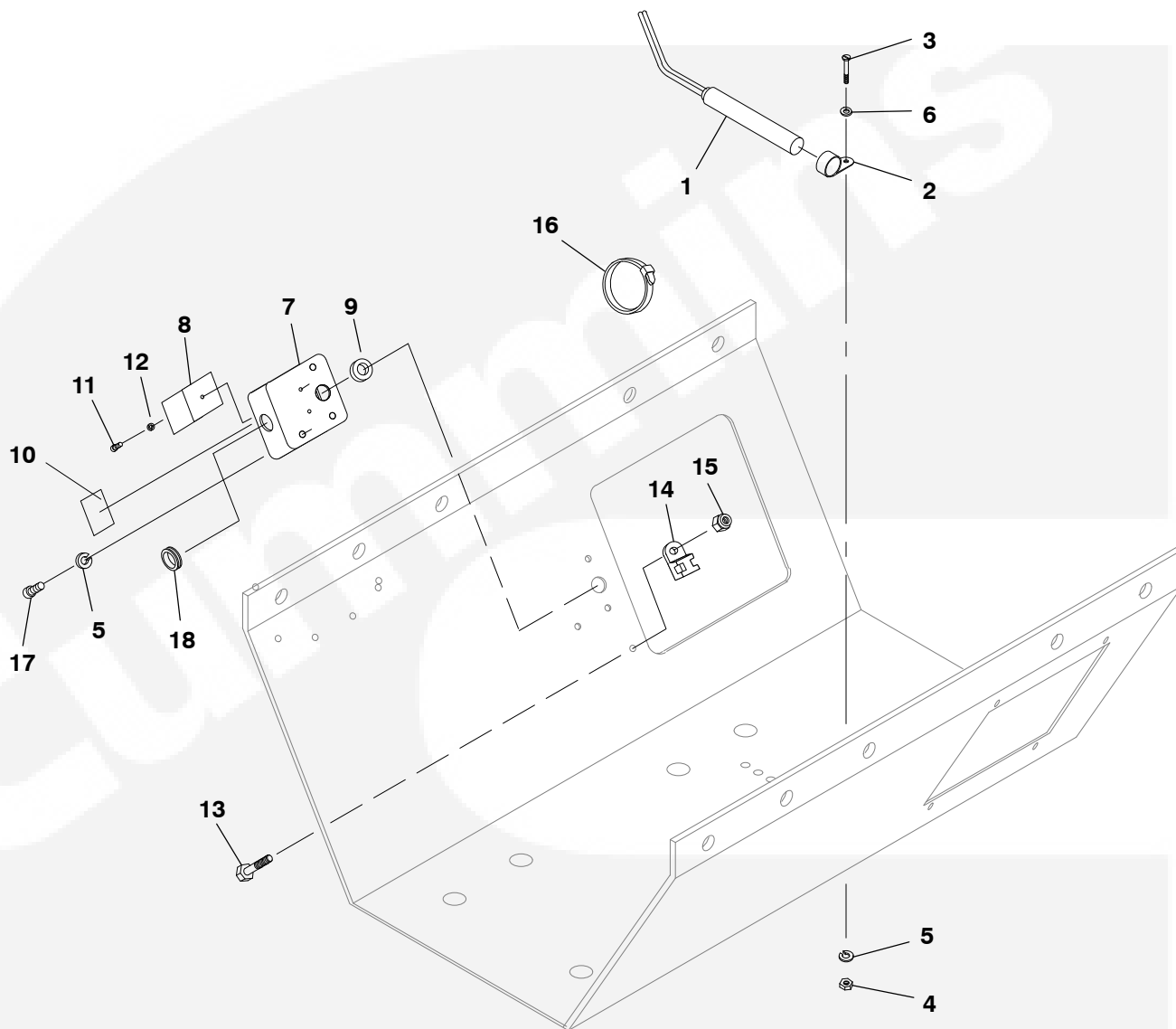
REF NO.	PART NO.	QTY USED	PART DESCRIPTION	REF NO.	PART NO.	QTY USED	PART DESCRIPTION
1	319-3208	1	Panel, Housing – Control Sets With UCD22 Generator	10	800-2052	4	Screw, Cap – Hex Head (M8 x 1.25 x 12)
	319-2967	1	Sets With UC27 Generator	11	508-0305-02	-	Edging – Bulk (Order By The Foot – 3 Foot Required)
2	319-3207	1	Bracket, Control Mounting – Sets With UCD22 Generator	12	319-4457	1	Panel, Control
3	319-2996	3	Cover, Housing – Control Generator Sets Without Circuit Breaker or Entrance Box	13	815-0943-02	6	Screw, Hex Washer Head – Thread Forming (1/4-10 x .5)
	319-2996	2	Generator Sets With Circuit Breaker or Entrance Box	14	517-0135	1	Plug, Hole
	319-2996	1	Generator Sets With Two Circuit Breakers	15	332-2987	4	Link, Terminal
4	821-6002-03	4	Screw, Hex Head (M6 x 16) Sets With UC27 Generator	16	526-2120	8	Washer, Flat (M10)
	821-6002-03	9	Sets With UCD22 Generator	17	850-2010	8	Washer, Lock (M10)
5	319-4456-02	1	Bracket, Control	18	870-2056	8	Nut, Hex (M10 x 1.5)
6	856-0010	1	Washer, Lock – W/EIT (3/8)	19	819-1144	1	Screw, Pan Head – Cross Recessed (M6 x 8)
7	337-0049	1	Strap, Bond	20	332-3740	1	Clamp, Strain
8	821-6003-01	3	Screw, Hex Head (M8 x 1.25 x 16)	21	814-2150	3	Screw, Flat Head – Cross Recessed (M3 x 0.5 x 10)
9	856-0012	1	Washer, Lock – W/EIT UCD22 (7/16)	22	526-2100	4	Washer, Flat (M8)
	856-0013	1	UC27 (1/2)	23	098-7244	1	Label, Danger
				24			Screw, Hex Head (M5 x 0.8 x 12)
					821-6001-02	2	UC27
					821-6001-02	3	UCD22

End Bell



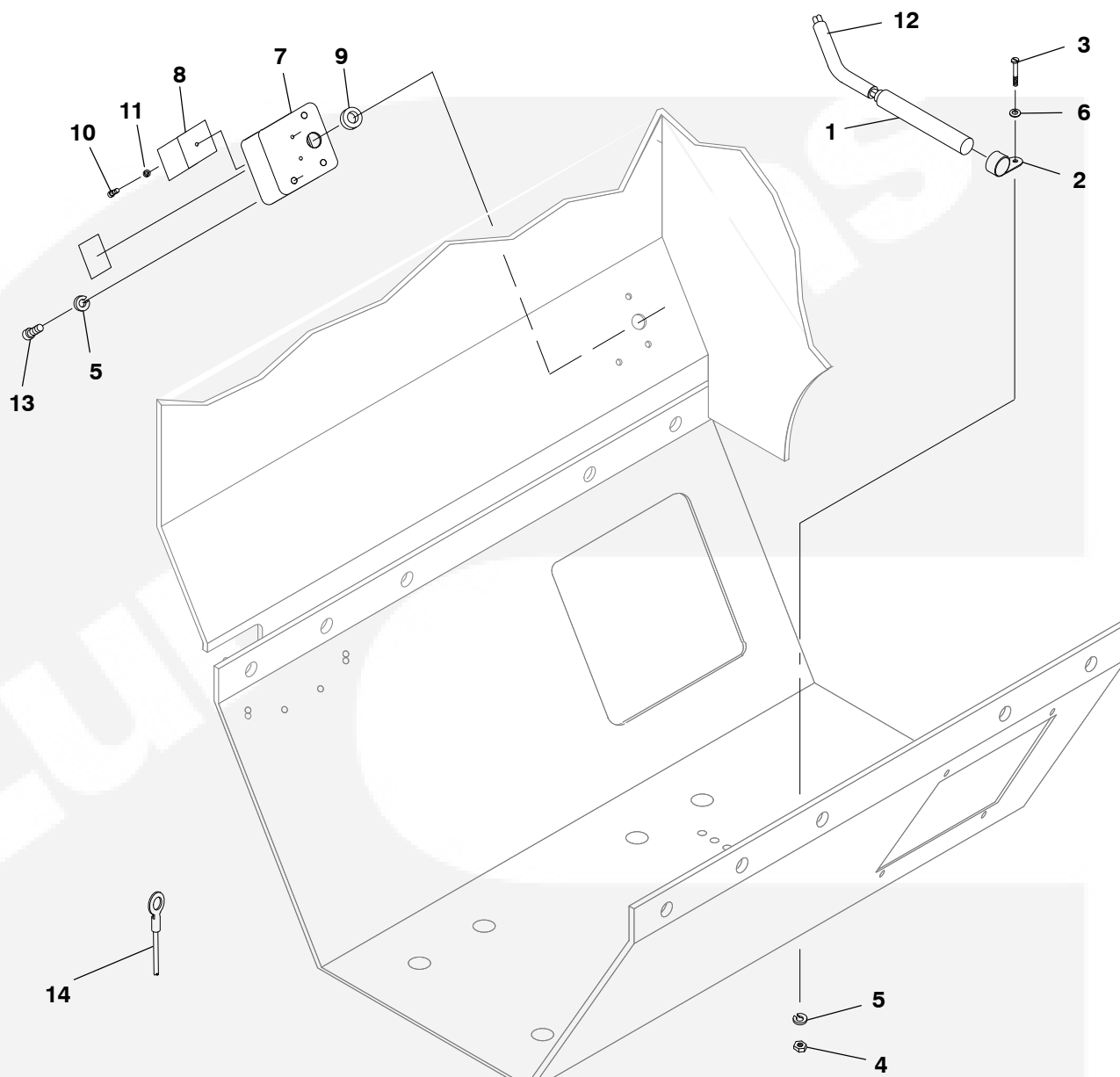
REF NO.	PART NO.	QTY USED	PART DESCRIPTION	REF NO.	PART NO.	QTY USED	PART DESCRIPTION
1	526-2080	8	Washer, Flat (M6)	4	821-6001-01	4	Screw, Hex Head (M5 x 0.8 x 10)
2	232-3462-01	4	Spacer, Cover				
3	234-0875-01	1	Cover, End Bell				

Generator Heater Standard



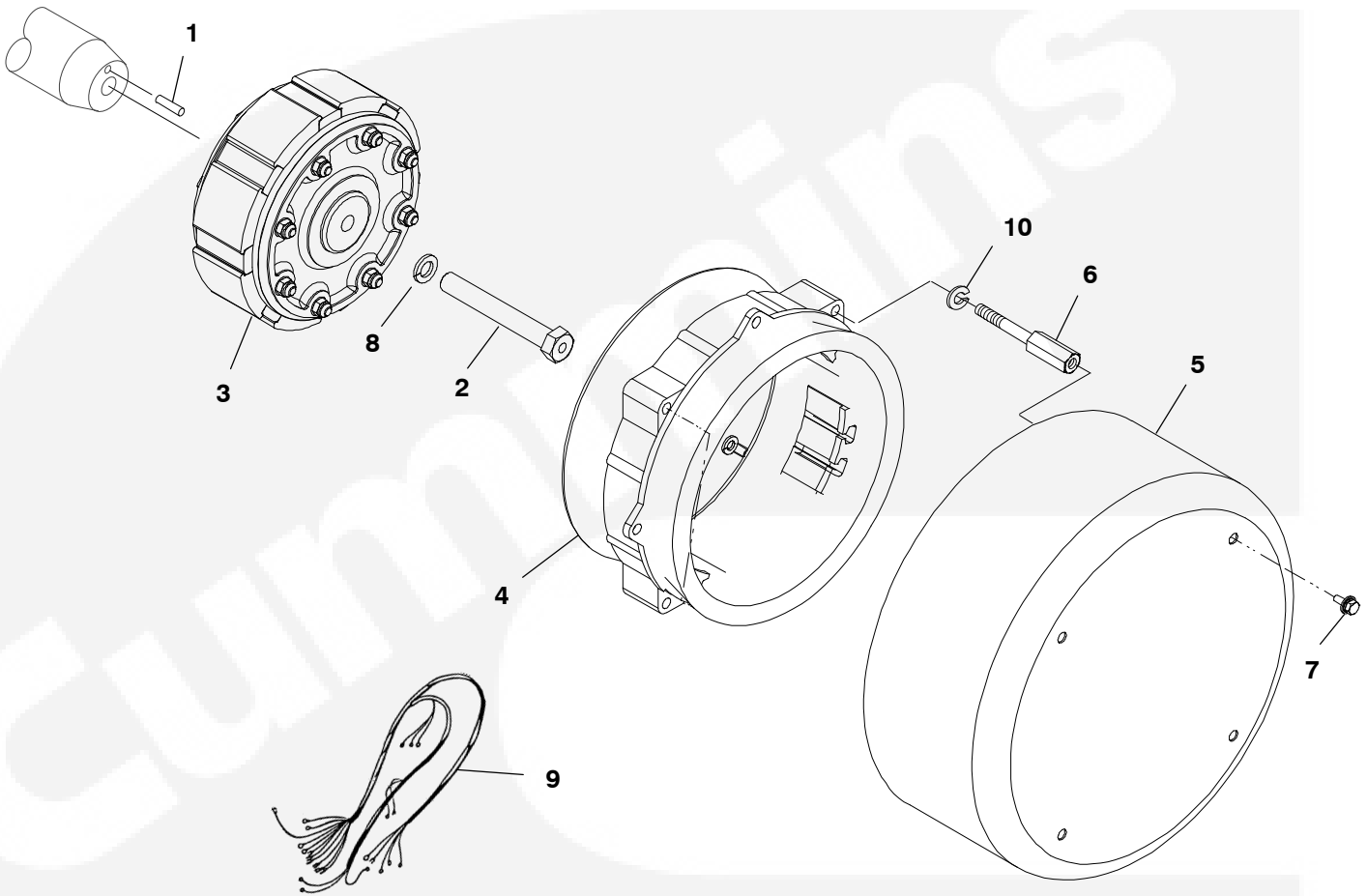
REF NO.	PART NO.	QTY USED	PART DESCRIPTION	REF NO.	PART NO.	QTY USED	PART DESCRIPTION
1	333-0438-07	1	Cartridge, Heater 110-125 Volt	10	098-7281	1	Label, Warning – Heater
	333-0438-08	1	220-260 Volt	11	822-3047	1	Screw, Pan Head (M3 x 20)
2	332-3024-11	2	Clamp, Loop	12	850-2003	1	Washer, Lock (M3)
3	822-3075	6	Screw, Pan Head (M4 x 16)	13	800-3034	1	Screw, Cap – Hex Head (M4 x .7 x 12)
4	860-2005	2	Nut, Hex (M4)	14	332-3228	1	Mount, Tie – Cable
5	850-2004	4	Washer, Lock (M4)	15	870-2064-01	1	Nut, Nylon
6	526-2050	2	Washer, Flat (M4)	16	332-1389	1	Tie, Cable
7	330-0142	1	Box, Terminal – Heater	17	815-0792-04	2	Screw, Countersunk – Pan Head (M4 x .7 x 12)
8	332-3023	1	Block, Terminal	18	517-0021	1	Plug, Dot – Button
9	508-0228	1	Grommet				

Generator Heater (Quite Site)



REF NO.	PART NO.	QTY USED	PART DESCRIPTION	REF NO.	PART NO.	QTY USED	PART DESCRIPTION
1	333-0438-07	1	Cartridge, Heater 110-125 Volt	8	332-3023	1	Block, Terminal
	333-0438-08	1	220-260 Volt	9	508-0228	1	Grommet
2	332-3024-11	2	Clamp, Loop	10	822-3047	1	Screw, Pan Head (M3 x 20)
3	822-3075	5	Screw, Pan Head (M4 x 16)	11	850-2003	1	Washer, Lock (M3)
4	860-2005	1	Nut, Hex (M4)	12	898-1254-19	1	Sleeving, Insulating
5	850-2004	3	Washer, Lock (M4)	13	815-0242	2	Screw, Thread Cutting - Pan Head (#8-32 x .5)
6	526-2050	1	Washer, Flat (M4)	14	226-4780	2	Lead
7	330-0142	1	Box, Terminal - Heater				

Permanent Magnet Generator

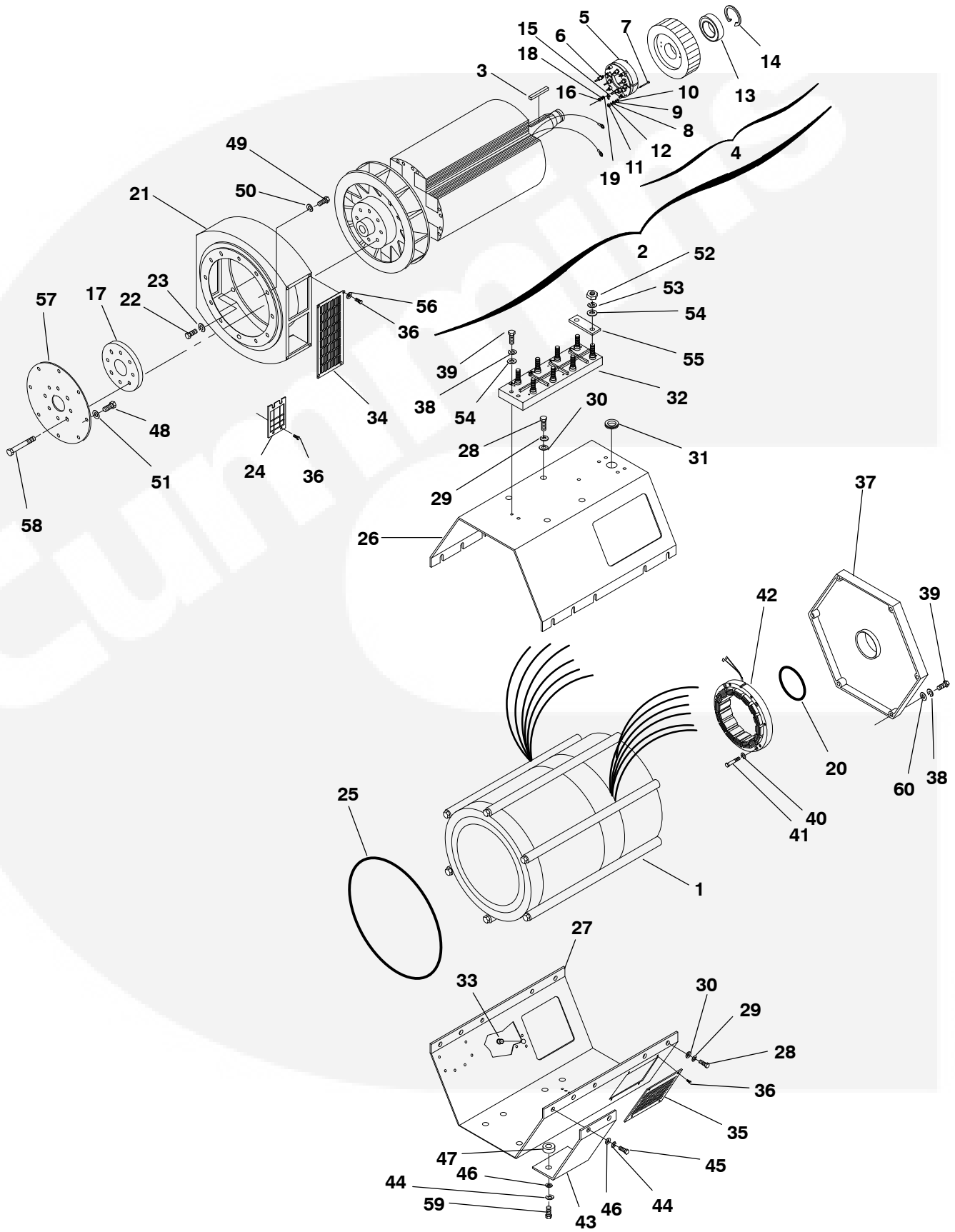


REF NO.	PART NO.	QTY USED	PART DESCRIPTION	REF NO.	PART NO.	QTY USED	PART DESCRIPTION
1	775-0049	1	Pin, Parallel	6	232-3462-02	4	Spacer, Cover
2	815-0761-01	1	Bolt, Mounting - PMG	7	821-6001-01	4	Screw, Hex Head (M5 x 10)
3	201-3446	1	Rotor, PMG	8	850-2010	1	Washer, Lock (M10)
4	220-4233	1	Stator, PMG	9	338-3011	1	Harness, PMG
5	234-0875-02	1	Cover, End Bell	10	850-2006	4	Washer, Lock (M6)

This Page Intentionally Left Blank.



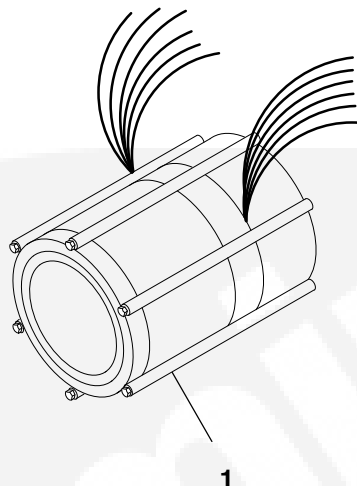
Generator



Generator

REF NO.	PART NO.	QTY USED	PART DESCRIPTION	REF NO.	PART NO.	QTY USED	PART DESCRIPTION
	200-3031-15	1	Generator Assy	26			Cover, Stator – Top
	200-3031-19	1	Generator Assy		234-0936-01	1	130, 160mm Stack Length
	200-3031-20	1	Generator Assy		234-0936-02	1	180, 240mm Stack Length
	200-3031-30	1	Generator Assy		234-0936-03	1	300mm Stack Length
	200-3031-43	1	Generator Assy	27			Cover, Stator – Bottom
	200-3031-44	1	Generator Assy		232-3819-01	1	130, 160mm Stack Length
	200-3031-49	1	Generator Assy		232-3819-02	1	180, 240mm Stack Length
	200-3031-50	1	Generator Assy		232-3819-03	1	300mm Stack Length
	200-3031-51	1	Generator Assy	28			Screw, Cap – Hex Head
	200-3031-55	1	Generator Assy		800-3017-37	8	130, 160mm Stack Length (M10 x 25mm)
1			Stator, Generator (See Separate Page for Part Numbers)		800-3017-37	10	180, 240, 300mm Stack Length (M10 x 25mm)
2			Rotor Assembly, Generator (Includes parts marked *)	29	850-0114-55	10	Washer, Lock – Spring (M10)
	201-3557-01	1	130mm Stack Length	30	526-0399-62	10	Washer, Flat (M10)
	201-3557-02	1	160mm Stack Length	31	508-1057	1	Grommet
	201-3557-03	1	180mm Stack Length	32	232-3421	1	Block, Terminal
	201-3557-04	1	240mm Stack Length	33	517-0135	1	Plug, Hole
	201-3557-05	1	300mm Stack Length	34	234-0980	2	Guard, Fan
3			* Key, Exciter Rotor	35	234-0878	2	Screen, Air Inlet
	515-0299-02	1	130, 160mm Stack Length	36	821-6001-02	24	Screw, SEMS (M5 x 12mm)
	515-0299-04	1	180, 240mm Stack Length	37	211-0422	1	Bell, End
	515-0299-05	1	300mm Stack Length	38	850-0114-54	6	Washer, Lock (M8)
4			* Rotor Assembly, Exciter (Includes Parts Marked #)	39	800-3017-20	6	Screw, Cap – Hex Head (M8 x 25)
	201-3434-01	1	130, 160mm Stack Length	40	850-2006	4	Washer, Lock – Spring (M6)
	201-3434-02	1	180, 240, 300mm Stack Length	41	800-2042	4	Screw, Cap – Hex Head (M6)
5			** Rectifier Assembly (Includes Parts Marked +)	42			Stator, Exciter
	357-0091	1	Forward (with Positive Diode)		220-4293-04	1	130, 160mm Stack Length
	357-0092	1	Reverse (with Negative Diode)		220-4293-05	1	180, 240, 300mm Stack Length
6			**+ Diode	43	232-3940	2	Bracket, Mounting – Generator Foot
	358-0135-01	3	Positive	44	850-0114-55	8	Washer, Lock (M10)
	358-0135-02	3	Negative	45	800-3017-39	4	Screw, Cap – Hex Head (M10)
7	800-3009	3	**+ Screw, Cap – Hex Head (M4 x 35mm) (CR1,2,3,4,5,6)	46	526-0423	8	Washer, Flat
8	860-2005	3	**+ Nut, Hex (M4)	47	232-3730-03	4	Spacer, Foot – Mounting
9	850-2004	3	**+ Washer, Lock – Spring (M4)	48	805-0015	8	Bolt, Place (3/8-16 x .75)
10	526-2050	3	**+ Washer, Flat (M4)	49	800-2088	12	Screw, Cap – Hex Head (M10 x 35mm)
11	870-2064-01	6	** Nut, Locking – Nylon (M4)	50	850-2010	12	Washer, Lock – Spring (M10)
12	526-2050	6	** Washer, Flat (M4)	51	526-0174	8	Washer, Flat (3/8)
13	510-0165	1	* Bearing, Ball	52	870-2056	8	Nut, Hex (M10)
14	518-0122	1	* Ring, Retaining	53	850-2010	8	Washer, Lock – Spring (M10)
15	304-0807	1	* Varistor	54	526-2120	8	Washer, Flat (M10)
16	860-2006	2	* Nut, Hex (M5)	55	332-2987	4	Link, Terminal
17	232-3690	1	* Plate, Pressure	56	526-0399-11	8	Washer, Flat
18	850-2005	2	* Washer, Lock – Spring (M5)	57	232-3959-01	1	Disc, Drive
19	526-2060	2	* Washer, Flat (M5)	58	805-2021-06	8	Screw, Cap – Hex Head (M12 x 45)
20	509-0266-01	1	O-Ring	59	800-3017-41	4	Screw, Cap – Hex Head (M10 x 45)
21	231-0370	1	Adapter, Generator	60	232-3441	6	Washer, End Bell
22	800-3017-20	6	Screw, Cap – Hex Head				* –Parts Included in Generator Rotor Assemblies
23	850-0114-54	6	Washer, Lock				# –Parts Included in Exciter Rotor Assemblies
24	234-0981	2	Guard, Fan				+ –Parts Included in Rectifier Assemblies
25	508-0139	–	Seal, Edging – Bulk (Order by the foot – 3 Feet Required)				

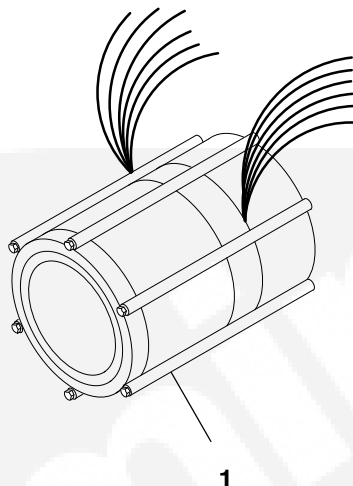
Generator Stator



REF NO.	PART NO.	QTY USED	PART DESCRIPTION	REF NO.	PART NO.	QTY USED	PART DESCRIPTION
1			Stator, Generator 60 Hertz 150 Deg. C Heat Rise 12 Lead, Standby, 418/480 Volt Upper Broad Range Reconnectible				12 Lead, 416/480 Volt, Broad Range Reconnectible, Full 1 Phase Output
	220-4447-11	1	DGBB, DGBC	220-4447-12	1		DGBB
	220-4447-12	1	DGCA	220-4447-13	1		DGBC
	220-4447-14	1	DGCB, DGCG	220-4447-14	1		DGCA
			3 Phase, 347/600 Volt, Standby	220-4447-15	1		DGCB, DGCG
	220-4447-26	1	DGBB, DGBC	220-4447-06	1		DGBB
	220-4447-27	1	DGCA	220-4447-07	1		DGBC
	220-4447-28	1	DGCB, DGCG	220-4447-08	1		DGCA
			12 Lead, Standby, 380/416 Volt, Lower Broad Range Reconnectible	220-4447-09	1		DGCB, DGCG
	220-4447-16	1	DGBB, DGBC	220-4447-26	1		3 Phase, 347/600 Volt DGBB, DGBC
	220-4447-17	1	DGCA	220-4447-27	1		DGCA
	220-4447-19	1	DGCB, DGCG	220-4447-28	1		DGCB, DGCG
			125 Deg. C Heat Rise 12 Lead, 416/480 Volt, Upper Broad Range Reconnectible	220-4447-16	1		12 Lead, 380/416 Volt, Lower Broad Range Reconnectible
	220-4447-11	1	DGBB, DGBC	220-4447-17	1		DGBB, DGBC
	220-4447-13	1	DGCA	220-4447-19	1		DGCA
	220-4447-14	1	DGCB, DGCG	220-4447-19	1		DGCB, DGCG
							105 Deg. C Heat Rise 12 Lead, 416/480 Volt, Broad Range Reconnectible, Full 1 Phase Output
				220-4447-12	1		DGBB
				220-4447-14	1		DGBC, DGCA
				220-4448-14	1		DGCB, DGCG

Continued...

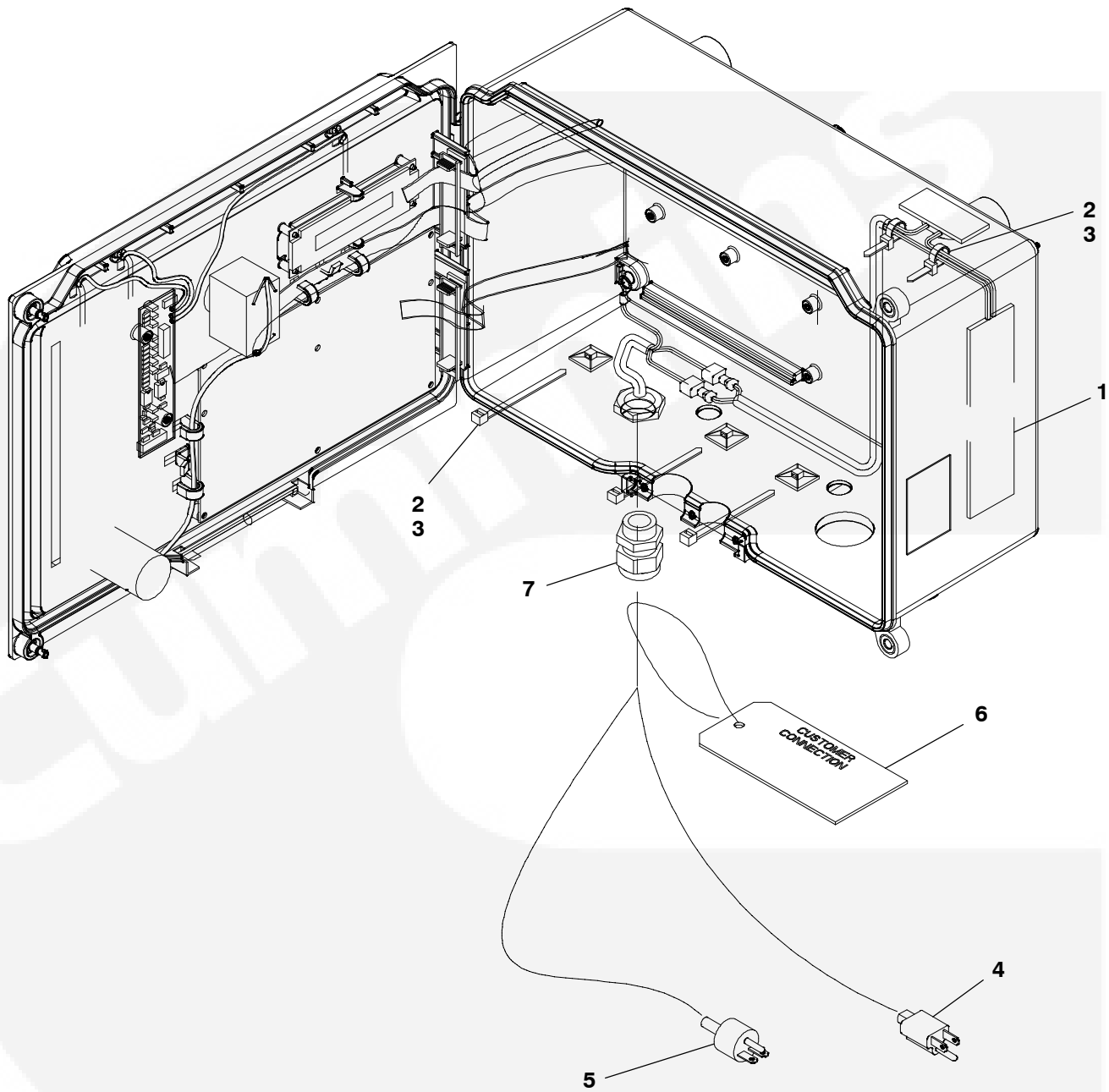
Generator Stator



REF NO.	PART NO.	QTY USED	PART DESCRIPTION	REF NO.	PART NO.	QTY USED	PART DESCRIPTION
Continued...							125 Deg. C Heat Rise
			4 Lead, 1 Phase 240 Volt				12 Lead, Broad Range Reconnectible
220-4447-07	1	DGBB		220-4447-11	1	DGBB, DGBC	
220-4447-08	1	DGBC		220-4447-13	1	DGCA	
220-4447-09	1	DGCA		220-4447-14	1	DGCB, DGCG	
220-4447-10	1	DGCB, DGCG				12 Lead, Broad Range Reconnectible, Full 1 Phase Output	
220-4447-26	1	DGBB	3 Phase, 347/600 Volt	220-4447-11	1	DGBB	
220-4447-27	1	DGBC		220-4447-12	1	DGBC	
220-4447-28	1	DGCA		220-4447-13	1	DGCA	
220-4447-29	1	DGCB, DGCG		220-4447-15	1	DGCB, DGCG	
			12 Lead, 380/416 Volt, Lower Broad Range Reconnectible				105 Deg. C Heat Rise
220-4447-16	1	DGBB				12 Lead, Broad Range Reconnectible	
220-4447-17	1	DGBC		220-4447-11	1	DGBB	
220-4447-18	1	DGCA		220-4447-12	1	DGBC	
220-4447-19	1	DGCB, DGCG		220-4447-13	1	DGCA	
			50 Hertz, 380/440 Volt	220-4447-14	1	DGCB, DGCG	
			150 Deg. C Heat Rise			12 Lead, Broad Range Reconnectible, Full 1 Phase Output	
			12 Lead, Standby, Broad Range Reconnectible	220-4447-12	1	DGBB	
220-4447-11	1	DGBB, DGBC		220-4447-13	1	DGBC	
220-4447-12	1	DGCA		220-4447-14	1	DGCA	
220-4447-14	1	DGCB, DGCG		220-4447-15	1	DGCB, DGCG	

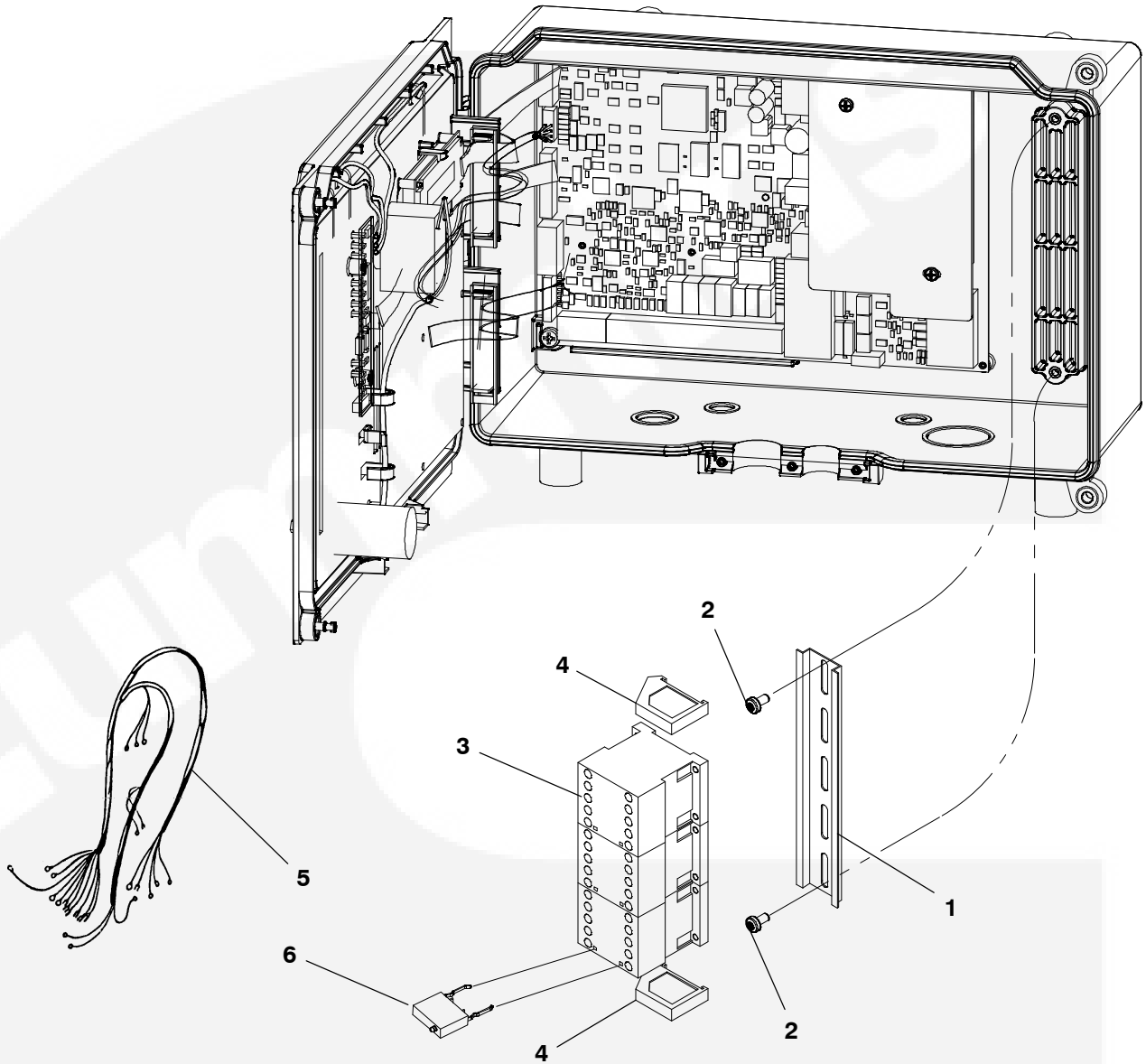


Control Heater



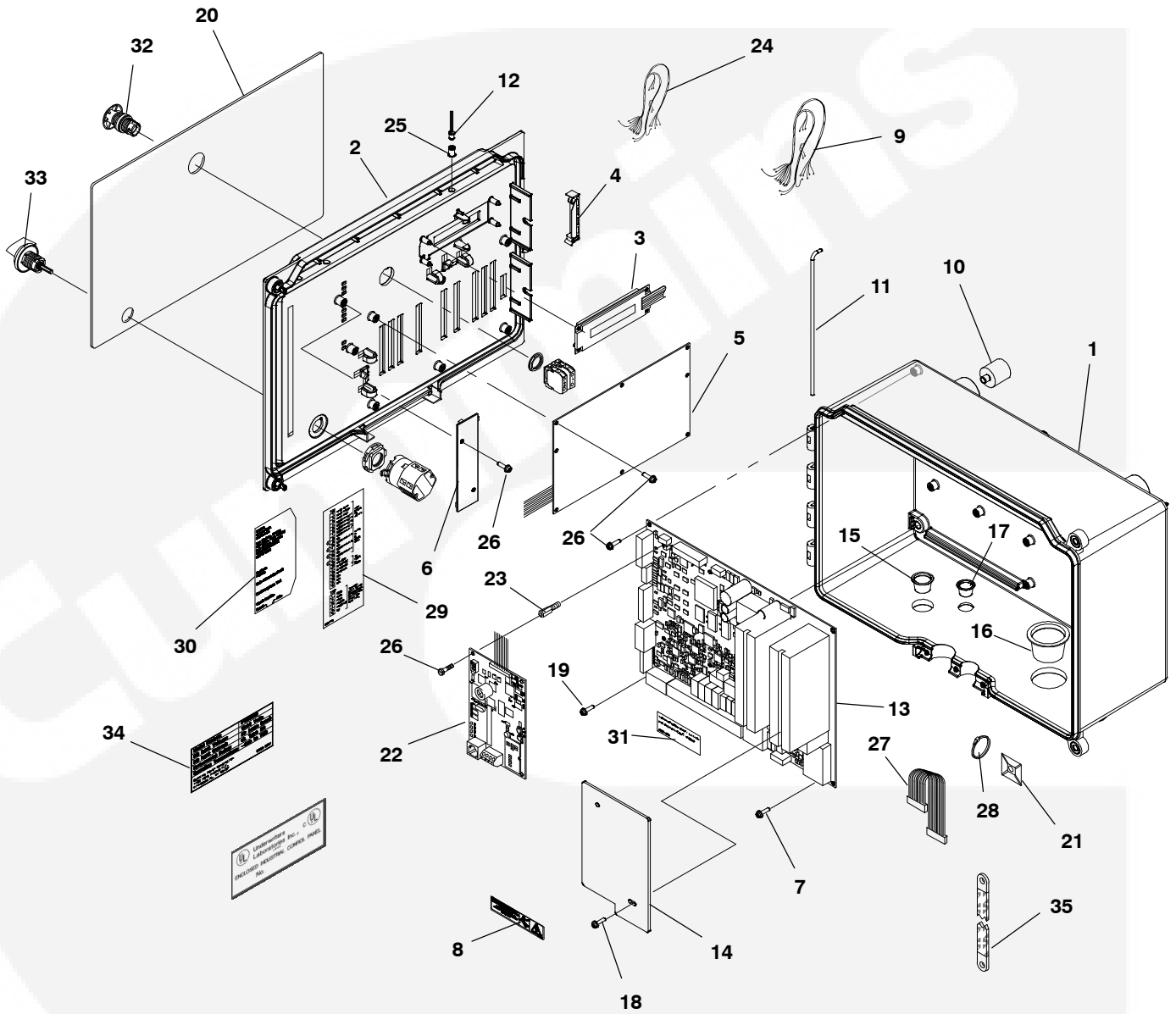
REF NO.	PART NO.	QTY USED	PART DESCRIPTION	REF NO.	PART NO.	QTY USED	PART DESCRIPTION
1	333-0661-01	1	Heater, Control 120V	5	335-0173-01	1	Cable, Control Heater – 240V
	333-0661-02	1	240V	6	098-6195	1	Label, Caution
2	332-2420	3	Mount, Cable Tie	7	323-2003-02	1	Strain Relief
3	332-0942	3	Tie, Cable				
4	335-0173	1	Cable, Control Heater – 120V				

Control Relay



REF NO.	PART NO.	QTY USED	PART DESCRIPTION	REF NO.	PART NO.	QTY USED	PART DESCRIPTION
1	332-3842-01	1	Rail, Terminal Block	4	332-2878	2	Bracket, End - Terminal
2	819-1154	2	Screw, Pan Head - Cross Recessed (M5)	5	338-4438	1	Harness, Relay
3	307-2873	3	Relay, Control - 12V (K10, K11, K12)	6	305-1009	3	Suppressor, Voltage

Control

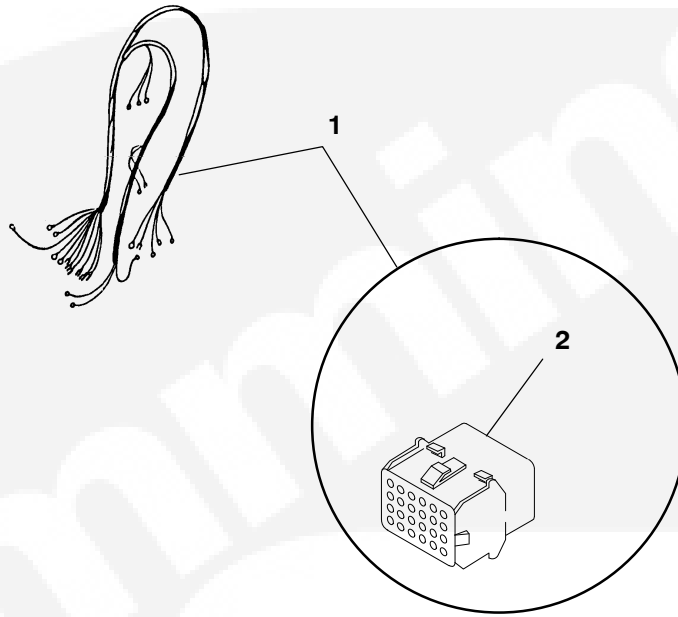


Control

REF NO.	PART NO.	QTY USED	PART DESCRIPTION	REF NO.	PART NO.	QTY USED	PART DESCRIPTION
1	319-4487	1	Box, Control	19	819-1144	2	Screw, Pan Head – Cross
2	319-4488	1	Door Control				Recessed (M6 x 8)
3	300-5467	1	Display, Digital	20			Panel, Membrane
4	332-3896	4	Clamp, Cable		300-5446	1	With Bargraph
5	300-5180	1	Board, Printed Circuit – Bargraph		300-5447	1	Without Bargraph
6	300-5383	1	Board, Printed Circuit – LED	21	332-2420	2	Mount, Cable Tie
7	819-1137-02	4	Screw, Pan Head – Cross Recessed (M3 x 8)	22	541-0770	1	Board, Printed Circuit – NCM
8	098-7904	2	Label, Danger	23	870-2213-02	4	Standoff, Hex Threaded – With NCM
9	338-3991	1	Harness, Control – Door	24	338-3994	1	Harness, Panel Light
10	402-0764-01	4	Mount, Isolator	25	322-0488	3	Lens, LED
11	406-0845	1	Pin, Hinge	26			Screw, Pan Head – Cross Recessed (M3 x 6)
12	322-0491	3	Lamp, LED		819-1137-01	9	Without Bargraph
13	327-1379-01	1	Board, Printed Circuit – Base (Includes Fuses)		819-1137-01	15	With Bargraph
	321-0321-06	1	Fuse, Fast – 10A	27	335-0189	1	Cable, Ribbon
	321-0321-04	1	Fuse, Fast – 5A	28	332-0942	3	Tie, Cable
	321-0321-01	1	Fuse, Fast – 2A	29	098-7918	1	Label, Information
14	319-4497	1	Guard, Electrical	30	098-7961-01	1	Label, Information – Panel Insert
15	517-0356	1	Plug, Hole (Fits 22.5mm DIA. Hole)	31	098-7989	1	Label, Instruction – Torque
16	517-0357	1	Plug, Hole (Fits 38mm DIA. Hole)	32	308-0999	1	Switch, Emergency Stop
17	517-0355	2	Plug, Hole (Fits 16mm DIA. Hole)	33	308-1085	1	Switch, Selector
18	815-0792-02	2	Screw, Machine – Pan Head (M4 x 0.7 x 8)	34	098-8057	1	Label, Information – Rating
				35	337-0049	1	Strap, Bond



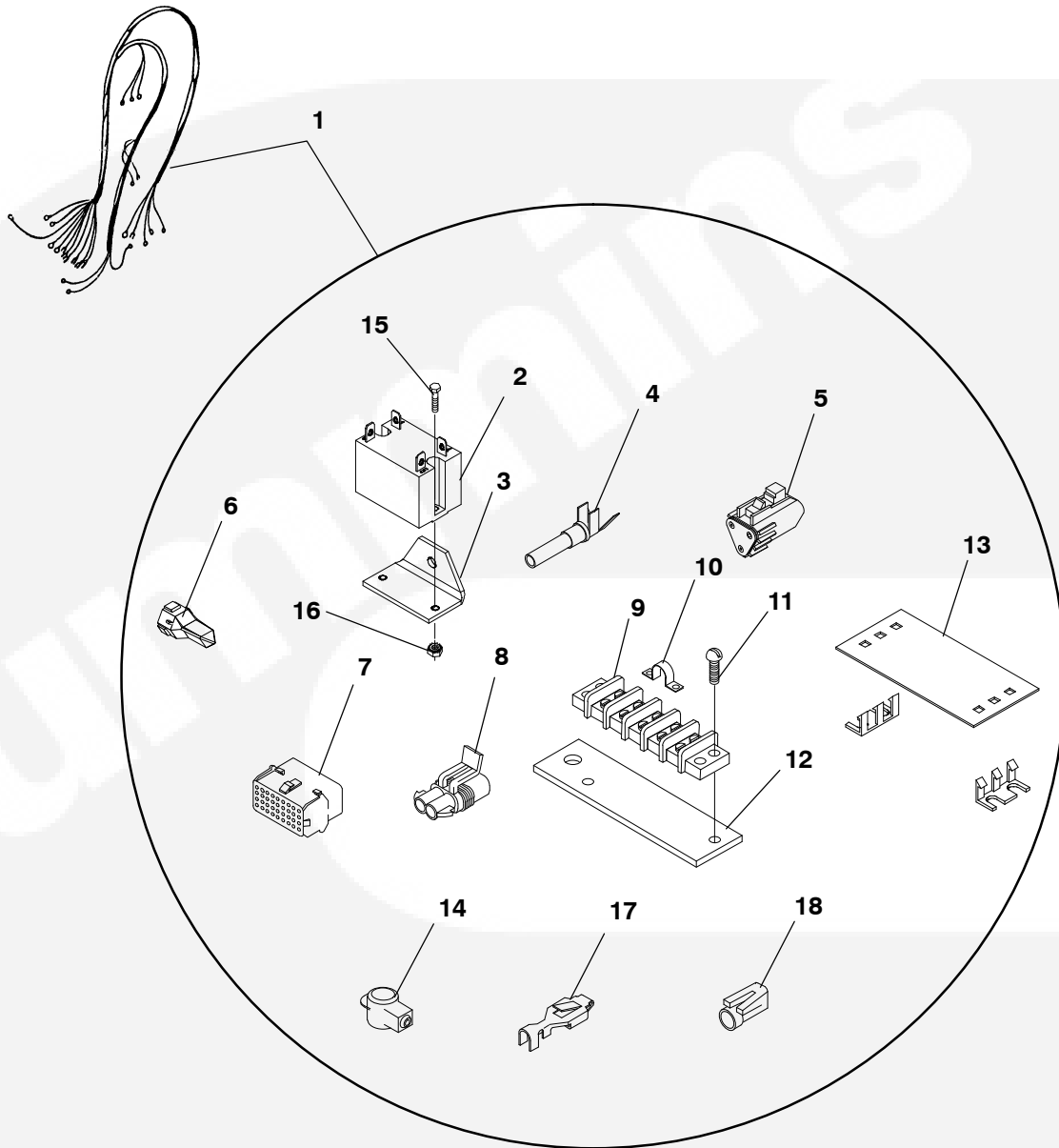
AC Wiring Harness



REF NO.	PART NO.	QTY USED	PART DESCRIPTION	REF NO.	PART NO.	QTY USED	PART DESCRIPTION
1			Harness, Wiring – AC (Includes Plug)	2	323-1523	1	Plug, Connector (24 Place)
	338-4180	1	PMG				
	338-4185	1	Shunt				

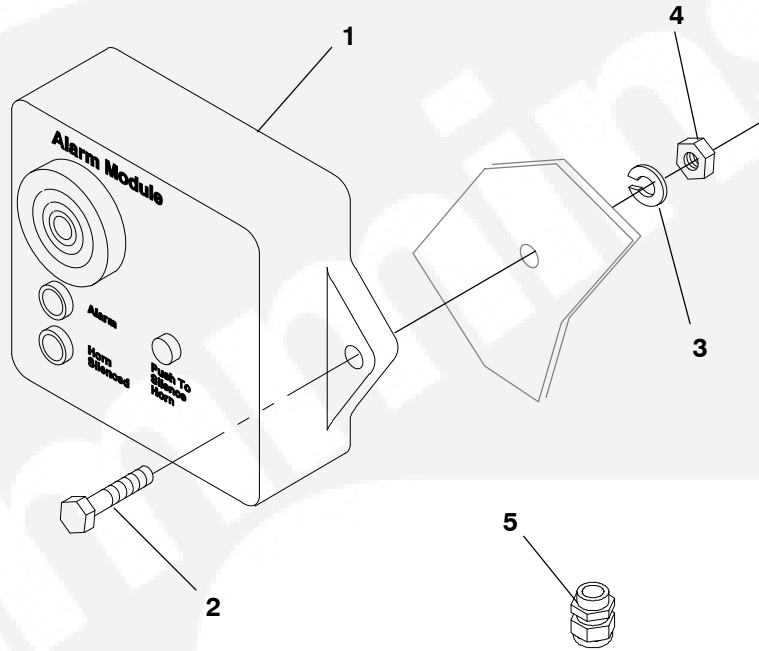


Engine Wiring Harness



REF NO.	PART NO.	QTY USED	PART DESCRIPTION	REF NO.	PART NO.	QTY USED	PART DESCRIPTION
1	338-4196	1	Harness, Wiring - Engine to Control (Includes Parts Listed Below)	10	332-1043	4	Jumper
2	307-2968-03	1	Relay, Power	11	815-0538	2	Screw, Cross Recessed - Pan Head - W/ET (#8-32 x .50)
3	307-2982-02	1	Bracket, Relay	12	319-2006-05	1	Bracket, Terminal Mounting
4	323-1492	3	Socket, Contact	13	332-3792-01	1	Cover, Terminal Block (Includes Spring Clips)
5	323-1493	1	Connector, Plug	14	416-1021-03	1	Boot
6	323-1503	1	Wedge, Plug	15	812-0079	2	Screw (#8-32 x .5)
7	323-1525	1	Connector - 36 Pin	16	870-0221	2	Nut, Hex - W/ET (#8-32)
8	323-1755	2	Connector, Socket	17	323-1667	3	Socket, Terminal
9	332-0604	1	Block, Terminal	18	323-1666	1	Connector, Socket

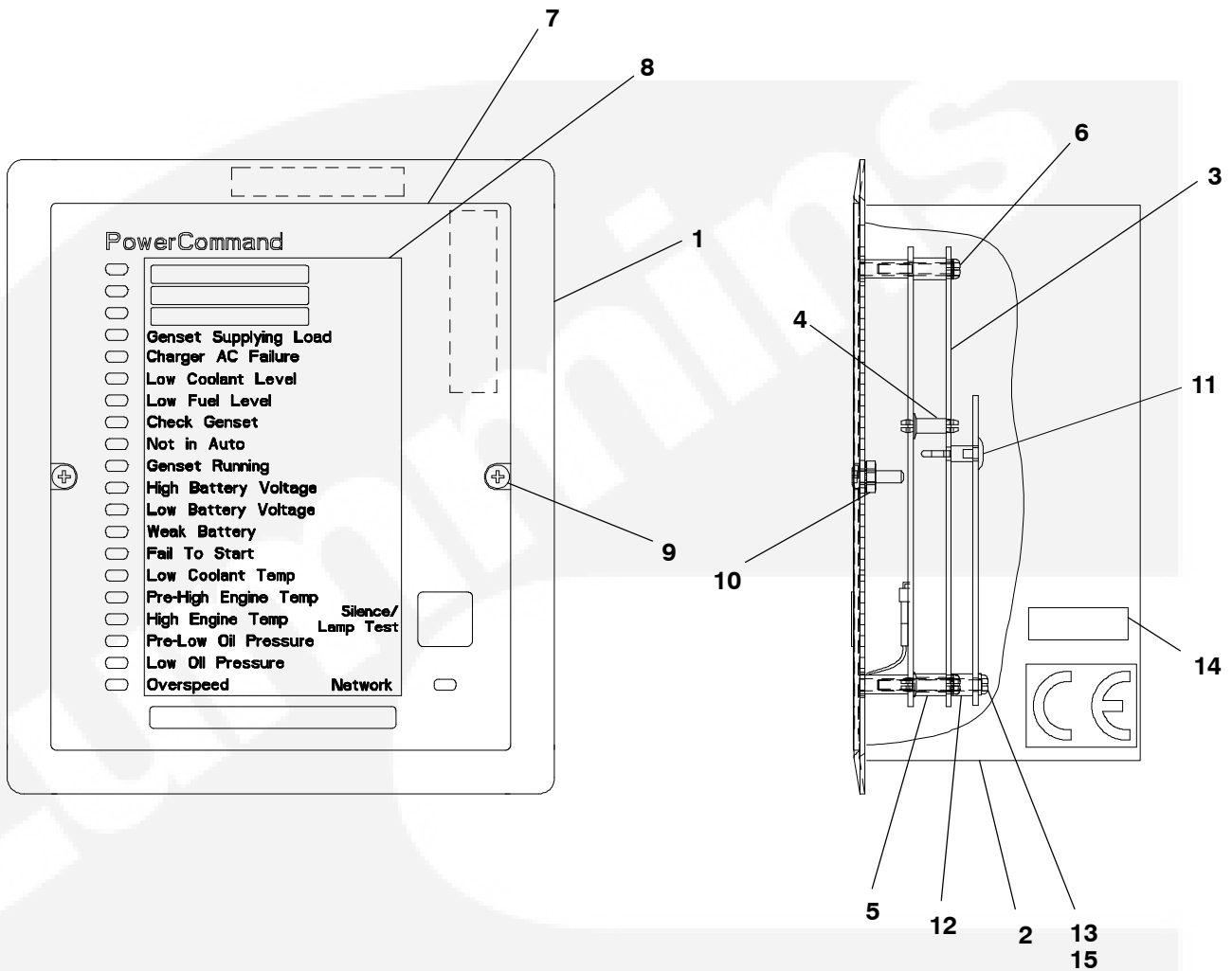
Alarm Module



REF NO.	PART NO.	QTY USED	PART DESCRIPTION	REF NO.	PART NO.	QTY USED	PART DESCRIPTION
1	300-3998-02	1	Module, Alarm (12V)	3	850-0040	2	Washer, Lock (1/4)
2	800-0006	2	Screw, Cap - Hex Head (1/4-20 x 7/8)	4	862-0001	2	Nut, Hex (1/4-20)
				5	323-2003-01	1	Strain Relief

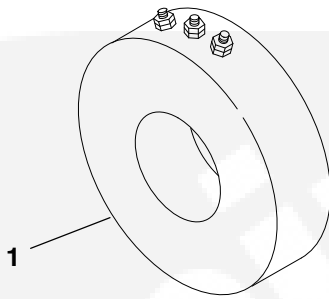


Annunciator



REF NO.	PART NO.	QTY USED	PART DESCRIPTION	REF NO.	PART NO.	QTY USED	PART DESCRIPTION
1	319-4148-02	1	Panel, Annunciator	9	815-0385	2	Screw, Machine - Round Head - Cross Recessed (#6-32 x 1/2)
2	301-3090	1	Box, Control - Panel With Enclosure	10	870-0183	2	Nut, Hex - W/ET (#6-32) - Panel Mounted
3	327-1521	1	Board, Printed Circuit	11	332-4118	1	Spacer, Printed Circuit Board
4	332-3332-04	3	Post, Circuit Board	12	332-4088	1	Spacer, Printed Circuit Board
5	332-4064	4	Spacer, Printed Circuit Board	13	819-1161-01	1	Screw, Pan Head - Cross Recessed (M3 x 30)
6	819-1160-01	3	Screw (M3 x 10)	14	098-6118	1	Label, Cabinet (Type 1) - Panel With Enclosure
7	300-5338	1	Panel, Membrane	15	850-2003	1	Washer, Lock - Spring (M3)
8			Label, Information				
	098-8321-04	1	Chinese/Spanish				
	098-8321-01	1	English				
	098-8321-03	1	French				

Current Transformer



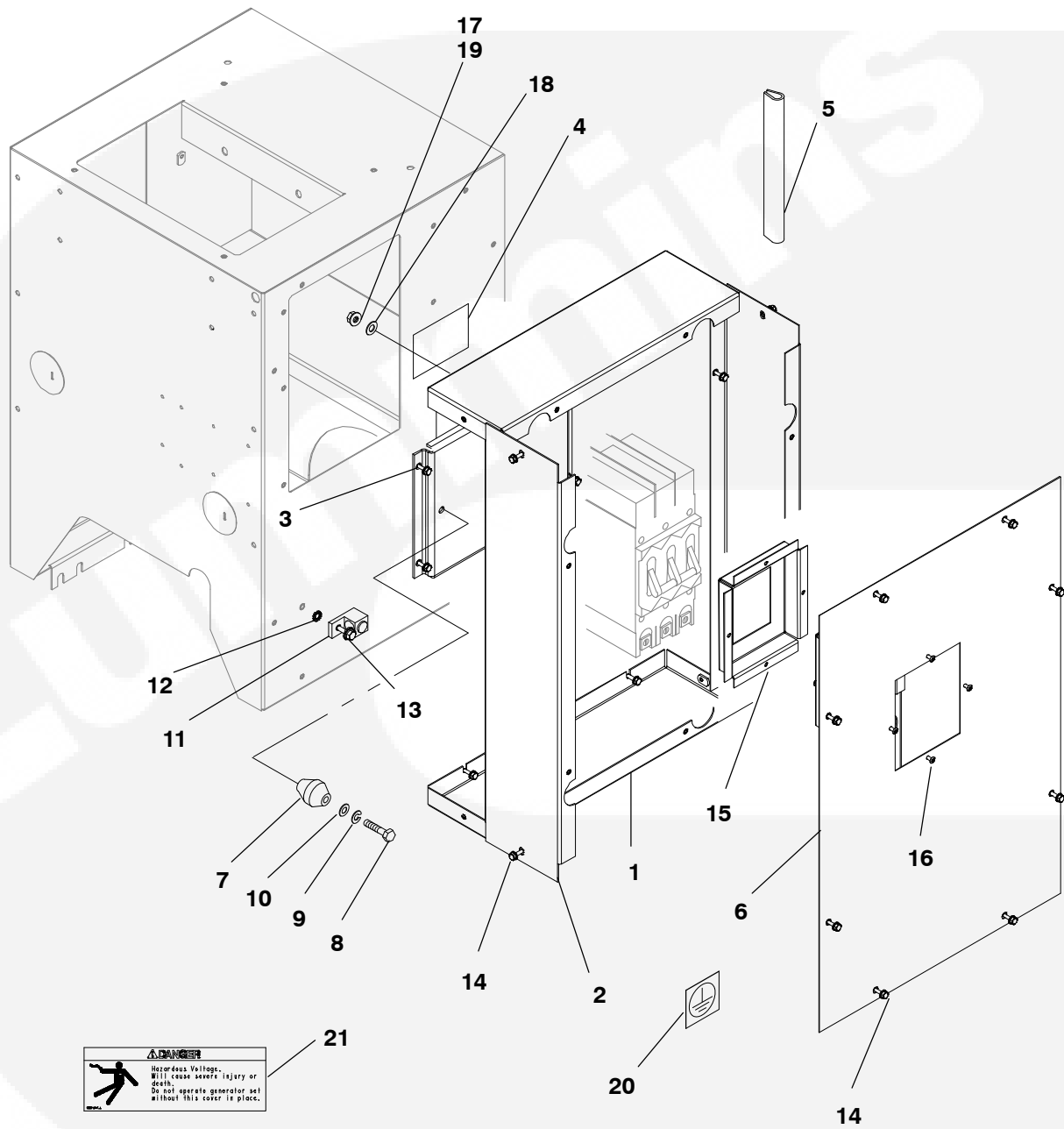
REF NO.	PART NO.	QTY USED	PART DESCRIPTION	REF NO.	PART NO.	QTY USED	PART DESCRIPTION
1			Transformer, Current				
	302-2057-43 A/R		Ratio 122/1 or 244/1				
	302-2057-01 A/R		Ratio 138/1 or 276/1				
	302-2057-03 A/R		Ratio 173/1 or 346/1				
	302-2057-44 A/R		Ratio 209/1 or 418/1				
	302-2057-45 A/R		Ratio 243/1 or 486/1				
	302-2057-46 A/R		Ratio 278/1 or 556/1				
	302-2057-09 A/R		Ratio 345/1 or 690/1				
	302-2058-21 A/R		Ratio 122/1				
	302-2058-24 A/R		Ratio 194/1				



This Page Intentionally Left Blank.



Circuit Breaker Box (UL Listed, IEC Conformity)



⚠ DANGER
 Hazardous Voltage.
 Will cause severe injury or death.
 Do not operate generator set without this cover in place.

⚠ DANGER
 Tension dangereuse.
 Cause de blessures graves ou mortelles.
 Ne pas utiliser le groupe électrogène sans que le couvercle soit en place.

Circuit Breaker Box (UL Listed, IEC Conformity)

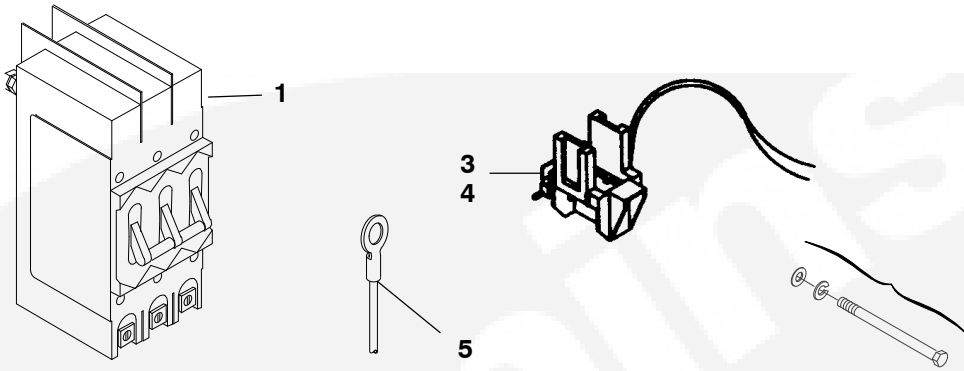
REF NO.	PART NO.	QTY USED	PART DESCRIPTION	REF NO.	PART NO.	QTY USED	PART DESCRIPTION
1	319-3072	2	* Panel, End – Circuit Breaker Box	15			*# Cutout, Box – Circuit Breaker
2	319-2978	2	* Panel, Side – Circuit Breaker Box		319-3241	1	10-100 Amp, 3 Pole, CE (Hole Size 46mm x 84mm)
3		1	*# Bracket, Mounting – Circuit Breaker		319-3242	1	70-250 Amp, 3 Pole, NS (Hole Size 38mm x 90mm)
	319-5390-02	1	Q4, KDL, NS Circuit Breakers		319-3242	1	70-250 Amp, 4 Pole, NS (Hole Size 38mm x 90mm)
	319-3243	1	CE, CF, CJ Circuit Breakers				
4			*# Label, Warning		319-3242	1	100-250 Amp, 2 & 3 Pole, KDL (Hole Size 38mm x 90mm)
	098-2304	1	English				
	098-2304-01	1	French				
5	508-0239	-	* Edging – Bulk (Order By The Foot – 2 Feet Required)		319-3304	1	125-250 Amp, 3 Pole, CF (Hole Size 70mm x 112mm)
6			* Cover, Box – Circuit Breaker Entrance Box Only (No Breaker)		319-3240	1	300-400 Amp, 2 & 3 Pole, Q4 (Hole Size 75mm x 100mm)
	319-2979-02	1	Used with Circuit Breaker				
7	332-2744-07	1	Standoff, Insulator (2 & 3 Pole Only)		319-3304	1	300-600 Amp, 3 Pole, CJ (Hole Size 70mm x 112mm)
8	800-0048	2	Screw, Cap – Hex Head (3/8-16 x .75) (2 & 3 Pole Only)		319-3150	1	300-630 Amp, 4 Pole, NS (Hole Size 65mm x 120mm)
9	850-0050	2	Washer, Lock (3/8) (2 & 3 Pole Only)	16	818-0231-02	4	*# Rivet, Pop
10	526-0029	1	Washer, Flat (3/8) (2 & 3 Pole Only)	17	860-0012	4	*# Nut (Q4 Circuit Breakers Only) (#12-24)
11	332-1473	1	* Lug, Solderless	18	856-0005	4	*# Washer, Lock – W/EIT (Q4 Circuit Breakers Only) (#12)
12	856-0008	1	* Washer, Lock – EIT (5/16)				
13	821-6003-02	1	* Screw, SEMS – Hex Head (M8 x 1.25 x 20)	19			*# Nut, Hex – W/EIT (#8-32)
14			Screw, SEMS – Hex Head (M6 x 1 x 16)		870-0221	4	70-250 Amp, 3 Pole, NS
					870-0221	4	100-250 Amp, 2 & 3 Pole, KDL
	821-6002-03	8	No Breaker	20	098-6537	1	Label, Ground
	821-6002-03	24	Entrance Box Only (No Breaker)	21	098-5347	1	Label, Danger
	821-6002-03	28	Used with Circuit Breaker	22	098-5347-02	1	Label, Danger – French

* Not used on units WO/Breaker or Entrance Box

Not used on units W/Entrance Box Only – No Breaker



Circuit Breaker (UL Listed, IEC Conformity)



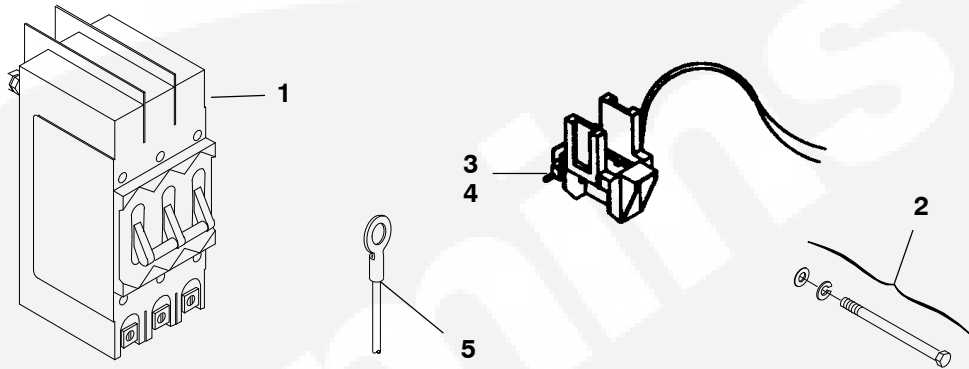
REF NO.	PART NO.	QTY USED	PART DESCRIPTION	REF NO.	PART NO.	QTY USED	PART DESCRIPTION
1			Breaker, Circuit				3 Pole (UL & IEC)
			2 Pole (UL)				15 Amp – H-Frame
	320-2238-07	1	100 Amp (240 Volts)		320-2346-22	1	20 Amp – H-Frame
	320-2238-06	1	125 Amp (240 Volts)		320-2346-21	1	30 Amp – H-Frame
	320-2238-05	1	150 Amp (240 Volts)		320-2346-20	1	40 Amp – H-Frame
	320-2238-04	1	175 Amp (240 Volts)		320-2346-19	1	50 Amp – H-Frame
	320-2238-03	1	200 Amp (240 Volts)		320-2346-18	1	60 Amp – H-Frame
	320-2238-02	1	225 Amp (240 Volts)		320-2346-17	1	70 Amp – H-Frame
	320-2238-01	1	250 Amp (240 Volts)		320-2346-10	1	80 Amp – H-Frame
	320-1962-03	1	* 300 Amp (240 Volts)		320-2346-09	1	90 Amp – H-Frame
	320-1962-02	1	* 350 Amp (240 Volts)		320-2346-08	1	100 Amp – H-Frame
	320-1962-01	1	* 400 Amp (240 Volts)		320-2346-07	1	125 Amp – H-Frame
			3 Pole (UL)		320-2346-06	1	150 Amp – H-Frame
	320-2238-14	1	100 Amp (240 Volts)		320-2346-05	1	175 Amp – J-Frame
	320-2238-13	1	125 Amp (240 Volts)		320-2347-04	1	200 Amp – J-Frame
	320-2238-12	1	150 Amp (240 Volts)		320-2347-03	1	225 Amp – J-Frame
	320-2238-11	1	175 Amp (240 Volts)		320-2347-02	1	250 Amp – J-Frame
	320-2238-10	1	200 Amp (240 Volts)		320-2347-01	1	300 Amp (600/750 Volts)
	320-2238-09	1	225 Amp (240 Volts)		320-1960-06	1	* 350 Amp (600/750 Volts)
	320-2238-08	1	250 Amp (240 Volts)		320-1960-05	1	* 400 Amp (600/750 Volts)
	320-1962-06	1	* 300 Amp (240 Volts)		320-1960-04	1	4 Pole (IEC)
	320-1962-05	1	* 350 Amp (240 Volts)		320-1960-10	1	* 320 Amp (750 Volts)
	320-1962-04	1	* 400 Amp (240 Volts)		320-1960-09	1	* 400 Amp (750 Volts)
					320-1960-08	1	* 500 Amp (750 Volts)

* – Includes Mounting Hardware

Continued...



Circuit Breaker (UL Listed, IEC Conformity)



REF NO.	PART NO.	QTY USED	PART DESCRIPTION	REF NO.	PART NO.	QTY USED	PART DESCRIPTION
Continued...				4			Lead (Quantity Used As Required)
2	320-1981-02	1	Accessories, Circuit Breaker: Trip, Shunt (12V)	226-0893	1		3/8" Ring Terminal End to 1" Stripped End - No Markings (33") (#1/0 Wire)
3	320-1981-01	2	Switch - Used as an Auxiliary Contact or Trip Alarm	226-3505-01	1		3/8" Ring Terminal End to 1" Stripped End - No Markings (30") (#4 Wire)
				226-3505-03	1		3/8" Ring Terminal End to 3/8" Ring Terminal End - Marked "LO" (30") (#4 Wire)
				226-3505-04	1		3/8" Ring Terminal End to 3/8" Ring Terminal End - Marked "LO" (30") (#1/0 Wire)

* - Includes Mounting Hardware



Information Label

NOTE: CHECK GENERATOR SET NAMEPLATE FOR ALLOWABLE VOLTAGE SELECTION

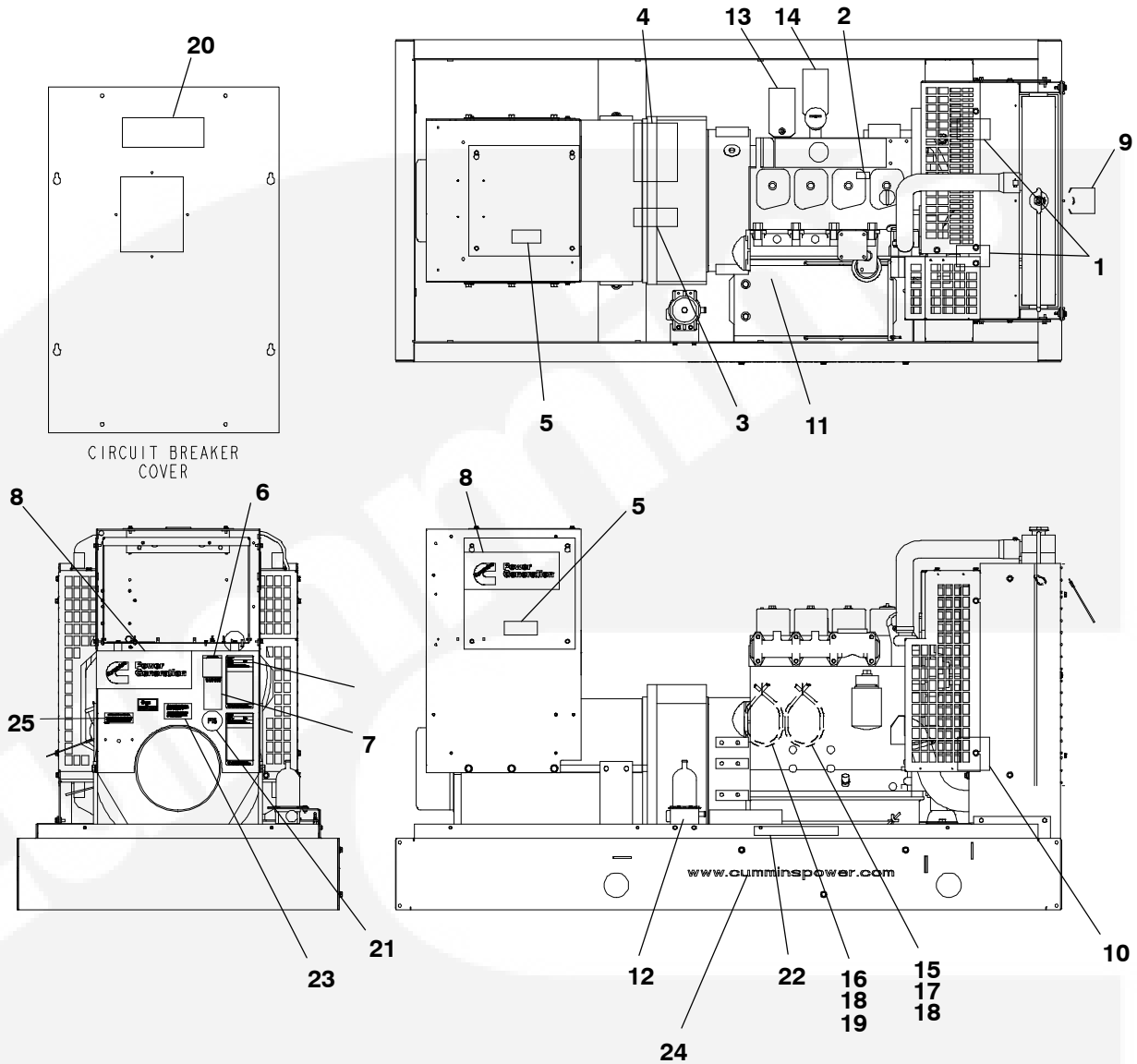
VOLTAGE	PHASES	HERTZ	CURRENT TRANSFORMER SECONDARY CONNECTION	GENERATOR CONNECTION SCHEMATIC DIAGRAM	JUMPER LINK CONNECTIONS	OUTPUT TERMINALS U, V, W, AND N.	
110/220 115/230 120/240	1	60	X1			U5(T7) V2(T5) U2(T4) W5(T9) V5(T8) W2(T6) SHUNT 1	
110/220 115/230 120/240	1	50	X3				DOUBLE DELTA
110/220 115/230 120/240	3	60	X1				
110/190 115/200 120/208 127/220 139/240	3	60	X1			U2(T4) V2(T5) W2(T6) SHUNT 2 W5(T9) V5(T8) U5(T7) SHUNT 1	
110/190 115/200 120/208 127/220	3	50	X3				PARALLEL WYE
220/380 230/400 240/416 255/440 277/480	3	60	X1				
220/380 230/400 240/416 254/440	3	50	X2	SERIES WYE			
110/220 115/230 120/240	1	60	X1			U2(T2) U5(T3) U1(T1) U6(T4)	
			X3				

0098-8037 B

REF NO.	PART NO.	QTY USED	PART DESCRIPTION	REF NO.	PART NO.	QTY USED	PART DESCRIPTION
1	098-8037	1	Label, Information				



Miscellaneous Labels and Fuel Lines



REF NO.	PART NO.	QTY USED	PART DESCRIPTION	REF NO.	PART NO.	QTY USED	PART DESCRIPTION
1	098-4730	2	Label, Warning (Not used W/Remote Radiator)	13	098-2124	1	Tag, Caution
2	098-7614	1	Label, Warning	14	098-7048	1	Tag, Oil Fill
3	098-4798	1	Label, Warning	15	501-0502		Line, Fuel Out
4	098-5842	1	Label, Caution	16	501-0627-03	1	Line, Fuel In
5	098-5347	3	Label, Danger	17	098-3171	1	Tag, Fuel Line
6	098-6074-02	1	Label, Warning	18	503-0685	2	Clamp, Hose
7	098-5759	1	Label, Warning	19	098-3172	1	Tag, Fuel Line
8	098-7902-03	3	Label, Logo	20	098-2304	1	Label, Warning (Used W/Circuit Breaker Only)
9	098-7047	1	Tag, Water Fill (Not used W/Remote Radiator)	21	098-4500	1	Decal
10	098-4732	2	Label, Warning	22	098-7877	1	Label, Battery Warning
11	098-6460	1	Tag, Battery	23	098-8445	1	Label, Information
12	098-6030	1	Tag, Caution (Used W/Optional Coolant Heater Only)	24	098-8220	2	Label, Information (White)
				25	098-8205	1	Label, Information (Emissions)

This Page Intentionally Left Blank.



Numerical Index

<u>Part No.</u>	<u>Page</u>	<u>Part No.</u>	<u>Page</u>	<u>Part No.</u>	<u>Page</u>	<u>Part No.</u>	<u>Page</u>
0118939,	25	098-8037,	84	130-5115-02,	42	191-2326-01,	59
013102900,	25	098-8057,	73	130-5285,	37	191-2330,	59
0183608,	25	098-8205,	85	140-1260,	16	191-2346,	58
0183617,	25	098-8220,	47 , 51 , 85	140-1548,	15 , 16	193-0444,	9 , 11
055385600,	9 , 11	098-8321-01,	77	140-3054,	16	193-0468,	33
098-2124,	85	098-8321-03,	77	140-3055,	15	193-0529-01,	9 , 11
098-2304,	81 , 85	098-8321-04,	77	140-3056,	16	200-3031-15,	67
098-2304-01,	81	098-8445,	85	140-3063,	15 , 16	200-3031-19,	67
098-3171,	85	102-1147,	18	140-3067,	16	200-3031-20,	67
098-3172,	85	102-1237,	18	140-3068,	17	200-3031-30,	67
098-4500,	45 , 47 , 49 , 51 , 85	102-1448-02,	11	140-3118,	17	200-3031-43,	67
098-4730,	45 , 47 , 49 , 51 , 85	128-0154-04,	51	140-3119,	15	200-3031-44,	67
098-4732,	45 , 47 , 49 , 51 , 85	128-0252,	51	140-3548-02,	17	200-3031-49,	67
098-4798,	85	130-1788,	39	149-2441,	25	200-3031-50,	67
098-5347,	81 , 85	130-3080,	37 , 39	150-2201,	9 , 11	200-3031-51,	67
098-5347-02,	81	130-3082,	37 , 39	154-2708,	28 , 31	200-3031-55,	67
098-5387,	21 , 23	130-3571,	37 , 43	155-2062-10,	31	201-3434-01,	67
098-5429,	45 , 47 , 49 , 51	130-3572,	37 , 43	155-2062-60,	51	201-3434-02,	67
098-5759,	85	130-3574,	37 , 43	155-2175,	31 , 32 , 51	201-3446,	64
098-5842,	85	130-3721-01,	37	155-2175,	31 , 32 , 51	201-3557-01,	67
098-6030,	85	130-3721-01,	37	155-2565,	29 , 30 , 31 , 51	201-3557-02,	67
098-6074-02,	85	130-4596-02,	39	155-3102-02,	31 , 32 , 51	201-3557-03,	67
098-6118,	77	130-4600,	37 , 39	155-3115,	32	201-3557-04,	67
098-6195,	70	130-4602,	37 , 39	155-3116,	30	201-3557-05,	67
098-6460,	85	130-4622,	42	155-3120-02,	28	211-0422,	67
098-6537,	81	130-4623,	42	155-3125,	29	220-4233,	64
098-7047,	85	130-4635,	35	155-3166,	31 , 51	220-4293-04,	67
098-7048,	85	130-4636,	35	155-3167,	31 , 51	220-4293-05,	67
098-7244,	60	130-4637,	35	155-3168,	31	220-4447-06,	68
098-7281,	62	130-4638,	35	155-3168,	31	220-4447-07,	68 , 69
098-7451,	47 , 49 , 51	130-4639,	35	155-3193,	32	220-4447-08,	68 , 69
098-7614,	85	130-4639,	35	155-3196,	28	220-4447-09,	68 , 69
098-7868,	45 , 47 , 49	130-4640,	35	155-3219,	31 , 51	220-4447-10,	69
098-7877,	85	130-4643,	34	155-3238,	45 , 47 , 49	220-4447-11,	68 , 69
098-7902-03,	45 , 47 , 49 , 51 , 85	130-4644,	34	155-3260,	32	220-4447-12,	68 , 69
098-7904,	73	130-4716,	37 , 39	155-3719,	51	220-4447-13,	68 , 69
098-7918,	73	130-4756,	37 , 39	159-1371-03,	20	220-4447-14,	68 , 69
098-7961-01,	73	130-4757,	39	159-1371-05,	20	220-4447-16,	68 , 69
098-7989,	73	130-4759,	37 , 39	159-1439,	25	220-4447-17,	68 , 69
		130-4848,	45 , 51	159-1467,	56	220-4447-18,	69
		130-4878,	43 , 51	159-1468,	21	220-4447-19,	68 , 69
		130-5113-02,	37	159-1472,	22	220-4447-26,	68 , 69
		130-5114-01,	37	159-1481,	23		

Numerical Index

<u>Part No.</u>	<u>Page</u>	<u>Part No.</u>	<u>Page</u>	<u>Part No.</u>	<u>Page</u>	<u>Part No.</u>	<u>Page</u>
220-4447-27, 68 , 69		302-2057-09, 78		319-3304, 81		320-2346-07, 82	
220-4447-28, 68 , 69		302-2057-43, 78		319-4148-02, 77		320-2346-08, 82	
220-4447-29, 69		302-2057-44, 78		319-4456-02, 60		320-2346-09, 82	
220-4448-14, 68		302-2057-45, 78		319-4457, 60		320-2346-10, 82	
226-0893, 83		302-2057-46, 78		319-4487, 73		320-2346-17, 82	
226-3505-01, 83		302-2058-21, 78		319-4488, 73		320-2346-18, 82	
226-3505-03, 83		302-2058-24, 78		319-4497, 73		320-2346-19, 82	
226-3505-04, 83		304-0807, 67		319-4534, 24		320-2346-20, 82	
226-4780, 63		305-1009, 71		319-5390-02, 81		320-2346-21, 82	
231-0370, 67		307-2677-02, 24		320-1653, 24		320-2346-22, 82	
232-3421, 67		307-2851, 25		320-1654, 24		320-2347-01, 82	
232-3441, 67		307-2873, 71		320-1960-04, 82		320-2347-02, 82	
232-3462-01, 61		307-2968-03, 75		320-1960-05, 82		320-2347-03, 82	
232-3462-02, 64		307-2982-02, 75		320-1960-06, 82		320-2347-04, 82	
232-3552-02, 20		3072430, 25		320-1960-08, 82		321-0321-01, 73	
232-3690, 67		308-0852, 24		320-1960-09, 82		321-0321-04, 73	
232-3730-03, 67		308-0912, 24		320-1960-10, 82		321-0321-06, 73	
232-3819-01, 67		308-0913, 21		320-1962-01, 82		322-0369-03, 24	
232-3819-02, 67		308-0913-09, 21 , 23		320-1962-02, 82		322-0403-02, 24	
232-3819-03, 67		308-0916-01, 27		320-1962-03, 82		322-0488, 73	
232-3940, 67		308-0963-01, 26		320-1962-04, 82		322-0491, 73	
232-3959-01, 67		308-0999, 73		320-1962-05, 82		323-1491, 33	
234-0875-01, 61		308-1045, 44		320-1962-06, 82		323-1492, 75	
234-0875-02, 64		308-1046, 44		320-1981-01, 83		323-1493, 75	
234-0878, 67		308-1085, 44 , 73		320-1981-02, 83		323-1494, 33	
234-0936-01, 67		319-0486, 24		320-2238-01, 82		323-1502, 33	
234-0936-02, 67		319-2006-05, 75		320-2238-02, 82		323-1503, 75	
234-0936-03, 67		319-2653, 45 , 47 , 49		320-2238-03, 82		323-1523, 74	
234-0980, 67		319-2967, 60		320-2238-04, 82		323-1525, 75	
234-0981, 67		319-2978, 81		320-2238-05, 82		323-1666, 75	
300-3464, 24		319-2979-02, 81		320-2238-06, 82		323-1667, 75	
300-3998-02, 76		319-2996, 60		320-2238-07, 82		323-1708, 33	
300-5180, 73		319-3072, 81		320-2238-08, 82		323-1709, 33	
300-5338, 77		319-3150, 81		320-2238-09, 82		323-1755, 75	
300-5383, 73		319-3151, 81		320-2238-10, 82		323-1765, 33	
300-5446, 73		319-3207, 60		320-2238-11, 82		323-2003-01, 76	
300-5447, 73		319-3208, 60		320-2238-12, 82		323-2003-02, 70	
300-5467, 73		319-3240, 81		320-2238-13, 82		327-0923, 9	
301-3090, 77		319-3241, 81		320-2238-14, 82		327-1379-01, 73	
302-2057-01, 78		319-3242, 81		320-2346-05, 82		327-1521, 77	
302-2057-03, 78		319-3243, 81		320-2346-06, 82		330-0142, 62 , 63	
						331-0027, 24	

Numerical Index

<u>Part No.</u>	<u>Page</u>	<u>Part No.</u>	<u>Page</u>	<u>Part No.</u>	<u>Page</u>	<u>Part No.</u>	<u>Page</u>
331-0042, 24		338-3011, 64		405-5916, 45 , 47 , 49		405-8313, 49 , 51	
332-0604, 75		338-3991, 73		405-5952, 47 , 49		405-8314, 49 , 51	
332-0942, 70 , 73		338-3994, 73		405-5953, 47 , 49		405-8731-02, 49	
332-1043, 75		338-4110-02, 11		405-5954, 47 , 49 , 51		405-9022-02, 49	
332-1389, 33 , 62		338-4178-01, 33		405-5956, 47 , 49		405-9023-02, 49	
332-1473, 81		338-4180, 74		405-5957, 47 , 49		405-9881-03, 51	
332-2420, 70 , 73		338-4185, 74		405-5966, 47 , 49		405-9882-02, 51	
332-2605, 24		338-4196, 75		405-5987, 47 , 49 , 51		405-9883-03, 51	
332-2744-07, 81		338-4238-02, 9 , 11		405-5990, 49		405-9885-03, 51	
332-2878, 71		338-4438, 71		405-5991-01, 49		405-9887-02, 51	
332-2987, 60 , 67		357-0091, 67		405-5991-02, 49		405-9888-02, 51	
332-3023, 62 , 63		357-0092, 67		405-5995, 47 , 49		406-0831, 45 , 47 , 49 , 51	
332-3024-11, 62 , 63		358-0135-01, 67		405-5996, 47 , 49		406-0845, 73	
332-3196, 9 , 11		358-0135-02, 67		405-5997, 47 , 49		406-0972-01, 45 , 47 , 49 , 51	
332-3228, 62		3910992, 29		405-5998, 47 , 49 , 51		415-0043, 20 , 22	
332-3332-04, 77		3915490, 35		405-6000-02, 47 , 49 , 51		415-0565-52, 20	
332-3740, 60		399-0117, 21 , 23		405-6000-03, 47 , 49 , 51		415-0565-61, 20 , 22	
332-3792-01, 75		402-0764-01, 73		405-6000-04, 49		415-0652, 25	
332-3842-01, 71		402-0779-01, 53 , 55		405-6000-06, 47 , 49		415-0657-01, 25	
332-3896, 73		402-0779-02, 53 , 55		405-6000-07, 49 , 51		415-0834, 20	
332-4064, 77		402-0779-05, 53 , 55		405-6001-01, 47 , 49 , 51		416-0993-02, 13	
332-4088, 77		403-2567-01, 53 , 55		405-6001-04, 51		416-1003-02, 14	
332-4118, 77		403-4107, 57		405-6003, 47 , 49		416-1019, 9 , 11	
333-0429-01, 19		403-4110, 57		405-6005, 47 , 49 , 51		416-1021-03, 75	
333-0429-02, 19		403-4116, 57		405-6010, 49		416-1033, 13 , 14	
333-0438-07, 62 , 63		403-4156, 55		405-6014, 49		416-1069, 12	
333-0438-08, 62 , 63		403-4163, 14		405-6018, 49		416-1084, 9 , 11	
333-0584, 34		403-4215, 47 , 49		405-6029, 47 , 49		416-1092, 9 , 11	
333-0585, 34		403-4222, 53		405-6030, 47 , 49		416-1093, 9 , 11	
333-0588-01, 34		403-4223-01, 55		405-6035, 47 , 49		416-1098-02, 12	
333-0588-02, 34		403-4496-02, 9		405-6068, 47 , 49		416-1099-02, 12	
333-0661-01, 70		403-4522-02, 13		405-6109, 47 , 49 , 51		501-0502, 20 , 22 , 85	
333-0661-02, 70		405-5426, 22		405-8240-01, 45 , 47		501-0627-03, 20 , 22 , 85	
335-0168-01, 19		405-5734, 47 , 49 , 51		405-8304, 47 , 49		502-0029, 25	
335-0168-02, 19		405-5745, 45 , 47 , 49		405-8305, 47 , 49 , 51		502-0029-02, 25	
335-0173, 70		405-5832, 45		405-8306, 47 , 49 , 51		502-0029-03, 9	
335-0173-01, 70		405-5841, 47 , 49 , 51		405-8307, 47 , 49 , 51		502-0029-04, 41	
335-0189, 73		405-5902, 45 , 47 , 49		405-8309, 49 , 51		502-0047, 25 , 41	
337-0049, 60 , 73		405-5903, 45 , 47 , 49		405-8310, 51		502-0199, 9 , 11 , 51	
337-0090, 53 , 55		405-5908, 45 , 47 , 49		405-8311, 47 , 49		502-0426-01, 40	
338-2397, 21		405-5910, 45 , 47 , 49		405-8312, 47 , 49 , 51		502-0433, 25	
						502-0827, 18 , 41	

Numerical Index

<u>Part No.</u>	<u>Page</u>	<u>Part No.</u>	<u>Page</u>	<u>Part No.</u>	<u>Page</u>	<u>Part No.</u>	<u>Page</u>
502-0942, 21 , 23 , 34		505-0401, 20		526-0399-66, 20		812-0075, 24	
502-0943, 21 , 23 , 34		505-0645, 22		526-0423, 67		812-0079, 75	
503-0183, 18 , 21 , 23 , 40 , 41		505-1050-01, 26 , 27		526-0433, 53 , 55		814-2150, 60	
503-0191, 41		505-1458-02, 27		526-0451, 45 , 47 , 49 , 51		815-0242, 63	
503-0197, 18		505-1458-14, 26		526-2050, 62 , 63 , 67		815-0350, 24	
503-0276, 43		508-0139, 67		526-2060, 67		815-0385, 24 , 77	
503-0386, 40		508-0228, 62 , 63		526-2080, 61		815-0538, 75	
503-0685, 20 , 22 , 43 , 85		508-0239, 81		526-2100, 37 , 39 , 60		815-0761-01, 64	
503-1141, 37 , 39		508-0305-02, 60		526-2106, 35		815-0792-02, 73	
503-1142, 37 , 39		508-1057, 67		526-2120, 29 , 60 , 67		815-0792-04, 62	
503-1445-06, 25		509-0266-01, 67		526-2140, 9 , 11 , 15 , 16 , 17 , 51		815-0943-02, 60	
503-1634-02, 34		510-0165, 67		541-0770, 73		818-0231-02, 37 , 39 , 42 , 43 , 45 , 47 , 49 , 51 , 81	
503-1660-04, 21		515-0299-02, 67		625-2141-02, 21 , 23 , 24		818-0237-01, 45 , 47 , 49	
503-1660-07, 23		515-0299-04, 67		718-1035, 15 , 16		819-1137-01, 73	
503-1837, 25		515-0299-05, 67		718-1037, 35		819-1137-02, 73	
503-1870-05, 15		517-0021, 62		718-1054, 37 , 39		819-1144, 60 , 73	
503-1870-06, 15 , 16 , 17		517-0094, 53 , 55		718-1072, 35		819-1154, 71	
503-1870-07, 17		517-0131, 47 , 49 , 51		718-1073, 9 , 11 , 15 , 16 , 17 , 18		819-1160-01, 77	
503-1929, 39		517-0135, 60 , 67		775-0049, 64		819-1161-01, 77	
503-2003-01, 39		517-0138-07, 47 , 49 , 51		800-0006, 76		821-2033, 9 , 11 , 21 , 23	
503-2029, 15		517-0322, 47 , 49 , 51		800-0048, 81		821-2046, 11	
503-2032, 16		517-0355, 73		800-0599-05, 53 , 55		821-2049, 9	
503-2051, 17		517-0356, 73		800-0607, 53 , 55		821-6001-01, 61 , 64	
503-2149, 37		517-0357, 73		800-2010, 25		821-6001-02, 60 , 67	
503-2150, 37		518-0122, 67		800-2042, 67		821-6002-03, 34 , 37 , 43 , 57 , 60 , 81	
503-2157-01, 34		518-0548-02, 18		800-2052, 60		821-6003-01, 17 , 60	
504-0003, 37 , 39		518-0601, 6		800-2086, 28 , 29 , 31		821-6003-02, 22 , 23 , 31 , 34 , 35 , 37 , 39 , 51 , 55 , 56 , 81	
504-0011, 18 , 41		525-0304, 6		800-2088, 67		821-6004-01, 9 , 11	
504-0176, 40		525-0305, 6		800-2089, 58		821-6006-01, 34 , 45 , 47 , 49 , 51	
504-0198, 9		525-0306, 6		800-2121, 53 , 55		821-6007-02, 12 , 13 , 14 , 39 , 45 , 47 , 49 , 51	
505-0007, 20 , 22		526-0011, 47 , 49 , 51		800-3009, 67		822-3047, 62 , 63	
505-0019, 9 , 11 , 34		526-0027, 9 , 11		800-3017-20, 67		822-3075, 62 , 63	
505-0026, 26 , 27		526-0029, 81		800-3017-37, 67		850-0040, 76	
505-0027, 20 , 22		526-0174, 67		800-3017-39, 67		850-0050, 81	
505-0050, 18		526-0238-01, 53 , 55		800-3017-41, 67		850-0114-54, 67	
505-0066, 26		526-0259-02, 53 , 55		800-3017-73, 20		850-0114-55, 67	
505-0110, 20 , 22		526-0399-11, 67		800-3034, 62		850-0114-57, 20	
505-0172, 20		526-0399-13, 43		805-0015, 67		850-2003, 62 , 63 , 77	
505-0180, 29		526-0399-58, 37		805-2021-06, 67		850-2004, 62 , 63 , 67	
505-0203, 20		526-0399-59, 23					
505-0359, 20 , 22		526-0399-62, 67					

Numerical Index

<u>Part No.</u>	<u>Page</u>	<u>Part No.</u>	<u>Page</u>	<u>Part No.</u>	<u>Page</u>	<u>Part No.</u>	<u>Page</u>
850-2005, 67		856-0013, 9 , 11 , 53 , 55 , 60		870-0183, 77		895-0382, 45	
850-2006, 64 , 67		860-0008, 24		870-0221, 75 , 81		895-0384, 47 , 49 , 51	
850-2010, 28 , 29 , 31 , 58 , 60 , 64 , 67		860-0012, 81		870-0504, 45 , 47 , 49 , 51		895-0385, 47 , 49 , 51	
850-2012, 15 , 16 , 17		860-2005, 62 , 63 , 67		870-0547, 53 , 55		895-0386, 47 , 49 , 51	
856-0002, 24		860-2006, 25 , 67		870-2054, 9 , 11 , 21 , 23 , 51		898-1254-19, 63	
856-0005, 81		862-0001, 76		870-2056, 60 , 67		A026F929, 51	
856-0008, 81		862-0026-58, 20		870-2064-01, 62 , 67		A029S556, 20	
856-0010, 60		862-0044, 53 , 55		870-2213-02, 73		A029S559, 20	
856-0012, 60		865-0030, 13 , 14		895-0363, 45 , 47 , 49		S1697, 25	



Cummins Power Generation

1400 73rd Ave. NE
Minneapolis, MN 55432 USA

Phone 1 763 574 5000

Toll-free 1 800 888 6626

Fax 1 763 574 5298

Email ask.powergen@cummins.com

www.cumminspower.com

Cummins®, the "C" logo, and "Our energy working for you." are trademarks of Cummins Inc.

©2013 Cummins Power Generation, Inc. All rights reserved.

