


The following catalog  
has gaps in its page  
numbers, or doesn't  
have any numbers.  
We have chosen to  
leave the page  
numbering in the  
order that Acrobat  
assigns it.

---

# Onan

## Parts Manual

### CCKB Engines



927-0404  
(Spec G-J)

5-76 (Spec G-J)

4-81

Printed in U.S.A.



Redistribution or publication of this document  
by any means, is strictly prohibited.

The following catalog  
has gaps in its page  
numbers, or doesn't  
have any numbers.  
We have chosen to  
leave the page  
numbering in the  
order that Acrobat  
assigns it.

**THIS LEGACY DOCUMENT CONTAINS SOME IMAGES THAT ARE OF POOR QUALITY. THE SEARCH FEATURE WILL BE OF LIMITED USE WITH THIS DOCUMENT. THE DOCUMENT CAN BE PRINTED OR YOU CAN LOCATE THE MODEL AND SPEC IN THE INDEX TO FIND THE ALPHANUMERIC PAGE NUMBER.**

## SPECIAL PARTS LIST FOR MODEL

CCK-NE

SPEC

3595J

FOR STANDARD PARTS REFER TO CATALOG

927-0404

KEY NO.

2

OPTIONAL GROUPS IN CATALOG ARE LISTED BY GROUP NO. BELOW WHEN USED.

PART NO.	QTY.	DESCRIPTION	PART NO.	QTY.	DESCRIPTION
Option - 13		Control (Engine)			
110-1283	1	Cover, Timing Control			
105-0234	1	Camshaft (Includes Center Pin And Spark Advance Mechanism Pins)			
150-0075	1	Pin, Camshaft Center			
516-0146	2	Pin, Groove - Spark Advance			
160-0791	1	Cam, Timing Control			
160-0789	2	Weight Assembly, Spark Advance (Includes Pins)			
518-0185	2	Ring, Retaining - Spark Advance Groove Pins			
160-0726	1	Retainer, Weight Assembly - Spark Advance			
160-0727	1	Spring, Spark Advance			
102-0791	1	Base, Oil			
160-0752	1	Stator Assembly, Magneto (Includes Parts Marked *)			
160-0750	1	*Coil, Magneto Stator			
160-0749	1	*Pole Shoe, Magneto Stator			
508-0095	2	Grommet, Rubber - Spark Plug - Cables			
167-0188	4	Clip, Spark Plug Cables			
160-0948	1	Flywheel (Includes Ring Gear)			
134-0673	1	Gear, Ring - Flywheel			
150-0147	1	Stud, Governor Speed Adjusting			
149-1393	1	Pump, Fuel			
153-0327	1	Bracket, Choke Cable			
518-0176	1	Clip, Choke Cable To Bracket			
154-0951	1	Manifold, Intake			
154-0998	1	Manifold, Exhaust			
505-0329	1	Cap, Pipe - Exhaust Muffler			
154-0973	2	Gasket, Exhaust Manifold			
192-0308	1	Sheave, Rope			
192-0296	1	Backplate, Rope Sheave			
502-0020	1	Elbow, Street - Oil Line To Cylinder Block (1/8")			
501-0203	1	Line, Oil - Cylinder Block To Oil Gauge			
508-0084	1	Grommet, Rubber - Oil Line Through Blower Housing (1-1/4" Hole)			
134-2998	1	Housing, Blower			
517-0021	1	Plug, Dot Button - Blower Housing (7/8" Hole)			
301-4467	1	Bracket, Engine Control			
308-0068	1	Switch, Stop (Toggle)			
338-0565	1	Harness, Wiring - Start			

## SPECIAL PARTS LIST FOR MODEL

CCKE-NS

SPEC

360BJ

FOR STANDARD PARTS REFER TO CATALOG

927-0404

KEY NO.

OPTIONAL GROUPS IN CATALOG ARE LISTED BY GROUP NO. BELOW WHEN USED.

PART NO.	QTY.	DESCRIPTION	PART NO.	QTY.	DESCRIPTION
Option - 5		Flywheel Alternator (Phelon - 15 Ampere)			
Option - 31		Gas Carburetor			
110-2942	1	Block Assembly, Cylinder (Refer To Standard Cylinder Block For Components, Except Parts Marked #)			
110-1827	2	#Guide, Valve - Intake			
110-1000	2	#Insert, Intake Valve Seat (Available In .010 And .025 Oversize)			
110-1037	2	Valve, Intake			
509-0090	1	Seal, Oil - Intake Valve			
110-0893	4	Washer, Valve Spring Retainer			
323-0853	1	Body, Alternator Stator Leads Connector			
167-0188	2	Clip, Alternator Stator Lead Holding			
134-3019	1	Flywheel (Includes Ring Gear)			
134-0673	1	Gear, Ring - Flywheel			
159-1072	1	Line, Fuel - Regulator To Carburetor			
154-0918	1	Manifold, Intake			
141-0751	1	Carburetor, Gas (Refer To Optional Carburetor For Components, Except Parts Marked *)			
505-0008	1	*Plug, Pipe (1/8")			
502-0039	1	*Elbow, Inverted Male - Carburetor Fuel Inlet			
148-0465	1	Regulator, Gaseous Fuel			
502-0039	1	Elbow, Inverted Male - Fuel Regulator Outlet			
505-0099	1	Nipple, Close - Regulator Vaporizer (1/4" X 7/8")			
502-0183	1	Elbow, Male - Vaporizer Fuel Inlet			
148-0826	1	Vaporizer			
148-0827	1	Spacer, Vaporizer Mounting			
148-0756	1	Bracket, Vaporizer Mounting			
149-0136	1	Cover, Fuel Pump Hole In Cylinder Block			

**SPECIAL PARTS LIST FOR MODEL**

C33E-115

**SPEC**

3639J

**FOR STANDARD PARTS REFER TO CATALOG**

927-0404

**KEY NO.****OPTIONAL GROUPS IN CATALOG ARE LISTED BY GROUP NO. BELOW WHEN USED.**

PART NO.	QTY.	DESCRIPTION	PART NO.	QTY.	DESCRIPTION
----------	------	-------------	----------	------	-------------

Manufactured For: Mark Industries

Option - 6 Flywheel Alternator  
(Synchro - 20 Ampere)

Option - 8 Spin-On Oil Filter

110-1860	1	Block Assembly, Cylinder (Refer To Standard Cylinder Block For Components)
167-0188	2	Clip, Alternator Stator Lead Holding
167-0292	2	Plug, Spark
134-2828	1	Housing, Blower
134-2760	1	Housing, Cylinder Air - Right Side
154-0951	1	Manifold, Intake
153-0223	1	Choke
153-0484	1	Link, Choke To Carburetor
152-0155	1	Swivel, Choke Lever
155-1472	1	Muffler, Exhaust
505-0618	1	Cap, Pipe - Exhaust Muffler
154-0973	2	Gasket, Exhaust Muffler

SPECIAL PARTS LIST FOR MODEL CCKB-MS SPEC 3645J  
FOR STANDARD PARTS REFER TO CATALOG 927-0404 KEY NO. 2  
OPTIONAL GROUPS IN CATALOG ARE LISTED BY GROUP NO. BELOW WHEN USED.

PART NO.	QTY.	DESCRIPTION	PART NO.	QTY.	DESCRIPTION
----------	------	-------------	----------	------	-------------

Manufactured For: Winter

Option - 1 Alternator (Automotive Type,  
Left Side Mounting)

102-0791	1	Base, Oil
134-0675	1	Flywheel (Includes Ring Gear)
134-0673	1	Gear, Ring - Flywheel
150-0635	1	Bracket, Governor Speed Adjusting
154-0951	1	Manifold, Intake
154-0998	1	Manifold, Exhaust
505-0329	1	Cap, Pipe - Exhaust Manifold
154-0973	2	Gasket, Exhaust Manifold
134-2926	1	Housing, Blower

## SPECIAL PARTS LIST FOR MODEL

CCKB-NS

SPEC

3752J

FOR STANDARD PARTS REFER TO CATALOG

927-0404

KEY NO.

2

OPTIONAL GROUPS IN CATALOG ARE LISTED BY GROUP NO. BELOW WHEN USED.

PART NO.	QTY.	DESCRIPTION	PART NO.	QTY.	DESCRIPTION
Option - 5		Flywheel Alternator (Phelon - 15 Ampere)			
Option - 8		Spin-On Oil Filter			
Option - 15		Gas - Gasoline Fuel System			
110-1860	1	Block Assembly, Cylinder (Refer To Standard Cylinder Block For Components)			
104-0880	1	Crankshaft			
134-3019	1	Flywheel (Includes Ring Gear And Rotór)			
134-0673	1	Gear, Ring - Flywheel			
150-0635	1	Bracket, Governor (Rear Pull)			
502-0395	2	Connector, Hose - (1) Fuel Pump Outlet, (1) Carburetor Inlet			
134-3828	1	Housing, Blower			
134-2760	1	Housing, Cylinder Air - Right Side			

**SPECIAL PARTS LIST FOR MODEL** CCKB-16 **SPEC** 37401  
**FOR STANDARD PARTS REFER TO CATALOG** 927-4004 **KEY NO.** 2  
**OPTIONAL GROUPS IN CATALOG ARE LISTED BY GROUP NO. BELOW WHEN USED.**

PART NO.	QTY.	DESCRIPTION	PART NO.	QTY.	DESCRIPTION
Option - 5		Top Mounting Alternator (Automotive Type)			
Option - 22		Variable Speed Governor Control			
104-0881	1	Crankshaft			
515-0061	1	Key, Crankshaft S			
510-0015	10	Ball, Fly - Governor			
134-0675	1	Flywheel (Includes Ring Gear And Pulley)			
134-0673	1	Gear, Ring - Flywheel			
193-0108	1	Sender, Oil Pressure			
502-0053	1	Elbow, Street - Oil Pressure Sender (45°)			
191-1168	1	Bracket, Alternator Adjusting			
191-0639	1	Baffle, Alternator			
511-0090	1	Belt, Alternator Drive			
153-0327	1	Bracket, Choke Cable			
518-0176	1	Clip, Choke Cable Bracket			
154-1269	1	Manifold, Exhaust			
134-3924	1	Housing, Blower			
134-1644	1	Housing, Cylinder Air - Left Side			
134-2916	1	Housing, Cylinder Air - Right Side			

## SPECIAL PARTS LIST FOR MODEL

CCKB-NS

SPEC

3770J

FOR STANDARD PARTS REFER TO CATALOG

927-0404

KEY NO.

2

OPTIONAL GROUPS IN CATALOG ARE LISTED BY GROUP NO. BELOW WHEN USED

PART NO.	QTY.	DESCRIPTION	PART NO.	QTY.	DESCRIPTION
Option - 4		Flywheel Alternator (Wico - 20 Ampere)			
Option - 8		Spin-On Oil Filter			
Option - 31		Gas Carburetor			
110-2375	1	Block Assembly, Cylinder (Refer To Standard Cylinder Block For Components, Except Parts Marked *)			
110-1283	1	*Cover, Timing Hole			
110-1000	2	*Insert, Intake Valve Seat - Standard (Available In .002, .005, .010, .025 Oversizes)			
509-0123	1	Seal, Oil - Rear Bearing Plate			
509-0110	1	Seal, Dust - Rear Bearing Plate			
110-1037	2	Valve, Intake			
110-0893	4	Washer, Valve Spring			
149-0136	1	Plate, Cover (Fuel Pump Cavity In Cylinder Block)			
103-0617	1	Gearcase Assembly (Refer To Standard Gearcase For Components, Except Parts Marked #)			
509-0126	1	#Seal, Oil - Crankshaft			
509-0105	1	#Seal, Dust - Crankshaft			
134-2556	1	Flywheel (Includes Ring Gear)			
134-0673	1	Gear, Ring - Flywheel			
134-1889	1	Guard, Flywheel - Rotating			
502-0039	1	Elbow, Street - Carburetor Fuel Inlet			
155-0906	1	Muffler, Exhaust			
505-0329	1	Cap, Pipe - Exhaust Muffler			
154-0973	2	Gasket, Exhaust			
134-3963	1	Housing, Blower			
134-2760	1	Housing, Cylinder Air - Right Side			
150-0635	1	Arm, Governor Pull			
309-0237	1	Switch, Low Oil Pressure			
515-0230	1	Key, Crankshaft Stud			

SPECIAL PARTS LIST FOR MODEL CCK-15SPEC 3801JFOR STANDARD PARTS REFER TO CATALOG 927-0404KEY NO. 2

OPTIONAL GROUPS IN CATALOG ARE LISTED BY GROUP NO. BELOW WHEN USED.

PART NO.	QTY.	DESCRIPTION	PART NO.	QTY.	DESCRIPTION
Option - 5		Flywheel Alternator (Phelon - 15 Ampere)			
Option - 8		Spin-On Oil Filter			
Option - 22		Variable Speed Governor Control			
110-3054	1	Block Assembly, Cylinder (Refer To Standard Cylinder Block For Components, Except Rear Bearing Plate)			
101-0429	1	Plate, Bearing - Rear			
104-0915	1	Crankshaft			
150-1073	1	Extension, Governor Arm			
153-0464	1	Bracket, Choke Cable			
153-0351	1	Cable, Choke			
518-0176	1	Clip, Choke Cable Bracket			
140-1087	1	Gasket, Air Cleaner Adapter To Carburetor			
308-0140	1	Switch, Start - Stop (Toggle)			
332-0051	1	Clip, Start - Stop Switch Wire Harness			
134-2984	1	Housing, Blower			
134-2760	1	Housing, Cylinder Air - Right Side			

**SPECIAL PARTS LIST FOR MODEL** CC18-15 **SPEC** 3803  
**FOR STANDARD PARTS REFER TO CATALOG** 927-0001 **KEY NO.** 2  
**OPTIONAL GROUPS IN CATALOG ARE LISTED BY GROUP NO. BELOW WHEN USED.**

PART NO.	QTY.	DESCRIPTION	PART NO.	QTY.	DESCRIPTION
----------	------	-------------	----------	------	-------------

Manufactured For: Ibermag

104-0882	1	Crankshaft			
155-0906	1	Muffler, Exhaust			
505-0618	1	Cap. Pipe - Exhaust Muffler (1-1/2")			
154-0973	2	Gasket, Exhaust			

## SPECIAL PARTS LIST FOR MODEL

CCK-12

SPEC

1943

FOR STANDARD PARTS REFER TO CATALOG

927-0404

KEY NO.

2

OPTIONAL GROUPS IN CATALOG ARE LISTED BY GROUP NO. BELOW WHEN USED

PART NO.	QTY.	DESCRIPTION	PART NO.	QTY.	DESCRIPTION
LPG Gas Carburetor			134-2956	1	* Guard, Scroll Outlet
Spin-On Oil Filter			336-1252	1	* Lead Assembly - High T. Switch
Vacu-Flo Cooling			508-0031	1	* Grommet, Rubber (4" OD)
110-2194	1	Block Assembly, Cylinder (For Parts Breakdown See #927-0404 - Cylinder Block)			
104-1325	1	Crankshaft - Kit (Incl. Parts Marked *)			
515-0001	1	* Key, Crankshaft Gear Mounting			
515-0098	1	* Key, Wheel Mounting			
509-0090	2	Seal, Oil - Intake Valve (Incl. Retainer Rings)			
110-0893	4	Washer, Spring Retainer - Intake, Exhaust Valves			
166-0519	1	Bracket, Timing - Right			
501-0203	1	Line, Flex (Out Top Of Hsg.)			
134-2796	1	Housing Assembly, Blower			
167-0262	2	Plug, Spark - Resistor Type			
508-0084	1	Grommet, Rubber (27/32" ID X 1 5/8 OD X 1/16" Thk)			
517-0035	1	Dot Button, Timing Hole			
141-0912	1	Carburetor, Natural Gas (Kit) (Includes Parts Marked X)			
141-0853	1	X Carburetor (For Parts Break- Down, Use Opt. 31 - Parts Catalog # 927-0404)			
141-0281	1	X Gasket, Mounting			
134-1051	1	Manifold, Intake			
134-2760	1	Housing, Cylinder Air - Right Hand (With Oil Filter Drain)			
122-0445	1	Filter, Oil - Spin-On			
134-0753	1	Wheel, Blower			
518-0178	1	Clip, Cable - High Air Temp. Cut-Off			
154-1051	1	Manifold, Intake			
505-0329	1	Cap, Pipe - Exhaust Manifold (1 1/4")			
193-0173	1	Fitting Assembly - Intake Manifold (Incl. Parts Marked +)			
505-0057	1	+Plug, Pipe			
502-0003	1	+Connector			
134-4033	1	Scroll Assembly With High Temp. Switch (Incl. Parts Marked *)			
309-0002	1	* Switch, High Temp. Cut-Off (Incl. Strap 160-0144)			

## SPECIAL PARTS LIST FOR MODEL 927-15

SPEC

JMAJ

FOR STANDARD PARTS REFER TO CATALOG

927-0404

KEY NO.

1

OPTIONAL GROUPS IN CATALOG ARE LISTED BY GROUP NO. BELOW WHEN USED

PART NO.	QTY.	DESCRIPTION	PART NO.	QTY.	DESCRIPTION
Vacu-Flu Cooling					
Spin-On Oil Filter					
110-2194	1	Block Assembly, Cylinder (For Parts Breakdown See 927-0404 - Cylinder Block)			
104-1325	1	Crankshaft Kit (Includes Parts Marked *)			
515-0001	1	*Key, Crankshaft Gear Mounting			
515-0098	1	*Key, Wheel Mounting			
509-0090	2	Seal, Oil-Intake Valve (Includes Retainer Rings)			
166-0519	1	Bracket, Timing - Right			
501-0201	1	Line, Flex (Out Top Of Hsg)			
134-2796	1	Housing Assembly, Blower			
167-0262	2	Plug, Spark - Resistor Type			
508-0084	1	Grommet, Rubber (27/32 ID X 1 5/8 OD X 1/16" Thk)			
517-0035	1	Dot Button, Timing Role			
122-0445	1	Filter, Oil-Spin-On			
134-0753	1	Wheel, Blower			
518-0178	1	Clip, Cable - High Air Temp. Cut-Off			
154-1051	1	Manifold, Intake			
505-0329	1	Cap, Pipe-Exhaust Manifold (1 1/2")			
153-0827	1	Bracket, Choke			
193-0173	1	Fitting Assembly-Intake Manifold (Includes Parts Marked +)			
505-0057	1	+Plug, Pipe			
502-0003	1	+Connector			
134-4033	1	Scroll Assembly With High Temperature Switch (Incl. Parts Marked *)			
309-0002	1	*Switch, High Temperature Cut-Off (Includes Strap 160-0144)			
134-2956	1	*Guard, Scroll Outlet			
336-1252	1	*Lead Assembly - High Temp. Switch			
508-0031	1	*Grommet, Rubber (1 1/2" OD)			

## SPECIAL PARTS LIST FOR MODEL

C19-15

SPEC

4005J

FOR STANDARD PARTS REFER TO CATALOG

927-0004

KEY NO. 2

(PARTS CATALOG ALSO CONTAINS COMPONENTS FOR MAJOR OPTIONAL FEATURES LISTED BELOW)

WIRING DIAGRAM NO.

(ENG.) 622-0406

PART NO.	QTY.	DESCRIPTION	PART NO.	QTY.	DESCRIPTION
134-3019	1	Flywheel (Includes Ring Gear)			
122-0321	1	Gasket			
526-0065	2	Washer			
000-1020	2	Screw			
122-0320	1	Adapter Filter			
122-0323	1	Filter Spin-On			
122-0347	1	Seal Air			
122-0345	1	Tube Oil Drain			
505-0057	1	Plug Adapter Outlet			
191-1276	1	Alternator Stator 20 Amp			
153-0223	1	Choke Electric			
191-1275	1	Regulator			

## SPECIAL PARTS LIST FOR MODEL

CCB-MS

SPEC

4043J

FOR STANDARD PARTS REFER TO CATALOG 927-0404

KEY NO. 2

OPTIONAL GROUPS IN CATALOG ARE LISTED BY GROUP NO. BELOW WHEN USED.

PART NO.	QTY.	DESCRIPTION	PART NO.	QTY.	DESCRIPTION
----------	------	-------------	----------	------	-------------

OPTION 15: Fuel System (Gaseous Fuel) Note:  
Use Carburetor 141-0890 In Place  
of 141-0892 Called Out In Option 15

OPTION 22: Governor Control (Variable Speed)

MISCELLANEOUS OPTIONS: 155-0906 Muffler  
805-0618 Cap, Pipe-  
Muffler  
154-0973 Gasket,  
Exhaust Mani-  
fold

123-1417	1	Baffle, Breather Tube
134-3976	1	Housing, Cylinder-Air (R.H.)
141-0890	1	Carburetor, Gas (Includes Mounting Gaskets) Note: For Breakdown Parts Use Option 31 With Exception of Ref #29 Float Spring Also Add:
141-0713	1	Needle, Idle-Gas Adjust Flywheel Alternator-20 Amp (Phelon)
134-2624	1	Wheel, Blower (Includes Magnet Ring)
191-1276	1	Stator (Includes Terminals and Connector Bodies)
323-1257	2	Body, Terminal Connector- Kit (Includes Parts Marked *)
332-2423	3	*Terminal, Stator Leads
815-0470	3	Screw, Machine - Hex Head -Self-Lock (#10-32, X 1-1/2")
191-1275	1	Regulator, Voltage
821-0007	1	Screw, Cap-HWH (1/4-20 X 1/4")
167-0188	1	Clip, Cable
332-2319	1	Clamp, Wire-Alternator Leads

Parts Not Furnished By Onan

Regulator, Gas

Hose, Regulator To Carburetor

Clamp, Hose

Nipple, Half (1/4 X 1 1/2")

Nipple, Regulator Outlet (1/4 X 7/8")

Plug, Regulator (1/8")

Elbow, Regulator Outlet (1/4")

Bushing, Regulator Outlet (3/8 X 1/4")

Vent, Regulator

Generation

**THIS LEGACY DOCUMENT CONTAINS SOME IMAGES THAT ARE OF POOR QUALITY. THE SEARCH FEATURE WILL BE OF LIMITED USE WITH THIS DOCUMENT. THE DOCUMENT CAN BE PRINTED OR YOU CAN LOCATE THE MODEL AND SPEC IN THE INDEX TO FIND THE ALPHANUMERIC PAGE NUMBER.**

SPECIAL PARTS LIST FOR MODEL CCKB-NS SPEC 13  
FOR STANDARD PARTS REFER TO CATALOG 927-0404 KEY NO. 2  
OPTIONAL GROUPS IN CATALOG ARE LISTED BY GROUP NO. BELOW WHEN USED.

PART NO.	QTY.	DESCRIPTION	PART NO.	QTY.	DESCRIPTION
----------	------	-------------	----------	------	-------------

STANDARD MODEL

SPECIAL PARTS LIST FOR MODEL

CCKB-S

SPEC

13

FOR STANDARD PARTS REFER TO CATALOG

927-0404

KEY NO.

OPTIONAL GROUPS IN CATALOG ARE LISTED BY GROUP NO. BELOW WHEN USED.

PART NO.	QTY.	DESCRIPTION	PART NO.	QTY.	DESCRIPTION
----------	------	-------------	----------	------	-------------

STANDARD MODEL



Power  
Generation



Power  
Generation

SPECIAL PARTS LIST FOR MODEL CCKB-S

SPEC

273

FOR STANDARD PARTS REFER TO CATALOG 927-0404

KEY NO. 1

OPTIONAL GROUPS IN CATALOG ARE LISTED BY GROUP NO. BELOW WHEN USED.

PART NO.	QTY.	DESCRIPTION	PART NO.	QTY.	DESCRIPTION
----------	------	-------------	----------	------	-------------

Group -9  
Group -22

Redi Pull Starter  
Variable Speed Governor

332-0329 1 Clip

28J

**SPEC**

927-0404

**KEY NO.**

**OPTIONAL GROUPS IN CATALOG ARE LISTED BY GROUP NO. BELOW WHEN USED.**



# 900-0043

## Supplementary Parts List

for

Model CCKB-S Spec 28J  
Standard Parts Catalog 927-0404 Parts Key 1

Parts Listed Below Apply to the Above Model. Use These Parts in Place of (or in Addition to) the Parts Listed in the Standard Parts Catalog.

PART NO.	QUAN.	DESCRIPTION
NOTE: This model has a Variable Speed Governor. Complete breakdown in Main Parts Catalog.		
110-0915	1	Block Assembly, Cylinder
104-0872	1	Crankshaft
120-0413	1	Intake, Oil Pump
102-0468	1	Base, Oil
123-0762	1	Cap and Indicator, Oil Fill
167-1462	1	Lead, Hi Tension (Left Hand)
167-1463	1	Lead, Hi Tension (Right Hand)
134-2831	1	Housing, Blower
167-0241	2	Plug, Spark - Mon Resistor
140-1302	1	Gasket, Air Cleaner

**SPECIAL PARTS LIST FOR MODEL**

CCKB-ME

**SPEC**

352J

**FOR STANDARD PARTS REFER TO CATALOG**

927-0404

**KEY NO.**

**OPTIONAL GROUPS IN CATALOG ARE LISTED BY GROUP NO. BELOW WHEN USED.**

PART NO.	QTY.	DESCRIPTION	PART NO.	QTY.	DESCRIPTION
----------	------	-------------	----------	------	-------------

* Group -12		Clutch, Rockford			
-------------	--	------------------	--	--	--

104-0913	1	Crankshaft			
----------	---	------------	--	--	--

**SPECIAL PARTS LIST FOR MODEL**

CCKB-MF

**SPEC**

1455H

**FOR STANDARD PARTS REFER TO CATALOG 927-0404****KEY NO. 2****OPTIONAL GROUPS IN CATALOG ARE LISTED BY GROUP NO. BELOW WHEN USED.**

<b>PART NO.</b>	<b>QTY.</b>	<b>DESCRIPTION</b>	<b>PART NO.</b>	<b>QTY.</b>	<b>DESCRIPTION</b>
Group -3		Top Mounted Alternator			
T10-1418	1	Block Assembly, Cylinder			
104-0882	1	Crankshaft			
105-0251	1	Camshaft			
105-0030	1	Gear, Camshaft-Timing			
005-0058	1	Plunger, Camshaft			
105-0059	1	Spring, Camshaft Plunger			
102-0564	1	Base, Oil			
123-0576	1	Cap and Indicator, Oil Fill			
123-0568	1	Tube, Oil Fill			
103-0224	1	Gearcase			
501-0027	1	Line, Oil			
508-0084	1	Grommet, Rubber			
517-0009	1	Button, Dot-Blower Housing			
134-1644	1	Housing, Cylinder Air L/H			
134-1645	1	Housing, Cylinder air R/H			
101-0372	1	Adapter, Clutch			
134-1719	1	Housing, Blower			
153-0327	1	Bracket, Choke Cable			
518-0176	1	Clip, Choke Cable			
134-1110	1	Manifold, Exhaust			
154-0975	2	Gasket, Exhaust Manifold			
167-1491	2	Lead, Hi Tension			
104-0102	1	Clutch, Flywheel			

Parts not Furnished by Onan:

Governor and Associated Parts

Oil Gauge

Fuel Pump Primer

Starter Control

SPECIAL PARTS LIST FOR MODEL CC6B-15 SPEC 1523H  
 FOR STANDARD PARTS REFER TO CATALOG 927-0404 KEY NO. 2  
 OPTIONAL GROUPS IN CATALOG ARE LISTED BY GROUP NO. BELOW WHEN USED.

PART NO.	QTY.	DESCRIPTION	PART NO.	QTY.	DESCRIPTION
Option 1: Alternator (Automotive Type - Left Side Mounting) (35 Amperes)					
Miscellaneous Options:					
185-0906 Muffler					
Front Pull Governor					
104-1316	1	Crankshaft (Includes Keys)			
150-0698	1	Spring, Governor			
123-0674	1	Tube, Oil Fill			
123-0694	1	Cap and Indicator - Oil Fill Tube			



Power  
Generation

8/17/89

REVISED



Power  
Generation

PAGE 1 OF 1

## SPECIAL PARTS LIST FOR MODEL

\*SPEC

FOR STANDARD PARTS REFER TO CATALOG

927-0404

KEY NO.

OPTIONAL GROUPS IN CATALOG ARE LISTED BY GROUP NO. BELOW WHEN USED

PART NO.	QTY.	DESCRIPTION	PART NO.	QTY.	DESCRIPTION
Group - 1 Alternator, Left Side Mounted					
123-0694	1	Cup and Indicator, Oil Fill			
123-0674	1	Tube, Oil Fill			
150-0755	1	Arm, Governor-Front Pull			
517-0009	1	Button, Dot			
150-0698	1	Spring, Governor			
501-0007	1	Line, Oil			
155-0906	1	Muffler, Exhaust			
154-0973	2	Gasket, Exhaust Muffler Mt.			
505-0618	1	Cap, Pipe (1 1/2)			
153-0527	1	Bracket, Choke			
518-0176	1	Clip, Choke Cable			
150-0939	2	Ball, Joing			
520-0263	1	Stud, Governor Adjusting			

Parts not Furnished by Onan.  
Oil Gauge

CC13-M5

15424

SPECIAL PARTS LIST FOR MODEL

SPEC

FOR STANDARD PARTS REFER TO CATALOG

22-0181

KEY NO.

OPTIONAL GROUPS IN CATALOG ARE LISTED BY GROUP NO. BELOW WHEN USED

PART NO.	QTY.	DESCRIPTION	PART NO.	QTY.	DESCRIPTION
----------	------	-------------	----------	------	-------------

Group - 1  
Group - 22

Alternator, Left Side Mtg  
Variable Speed Governor

301-1167

Alternator Start

## SPECIAL PARTS LIST FOR MODEL

C18-16

SPEC

1448

FOR STANDARD PARTS REFER TO CATALOG 122-6406

KEY NO.

OPTIONAL GROUPS IN CATALOG ARE LISTED BY GROUP NO. BELOW WHEN USED

PART NO.	QTY	DESCRIPTION	PART NO.	QTY	DESCRIPTION
Group -1		Alternator, Left Side Mnt.			
Group -13		Top Mounted Engine Control			
123-0604	1	Cap and Indicator, Oil Fill			
123-0604	1	Tube, Oil Fill			
508-0084	1	Grommet, Rubber			
134-1796	1	Wiring, Blower			
502-0062	1	Connector, 45-0-45			
339-0410	1	Harness, Wiring			
338-0411	1	Harness, Wiring			
307-0367	1	Solenoid, Start			
155-0906	1	Muffler, Exhaust			
154-0973	1	Bracket, Exhaust Muffler Mnt.			
505-0618	1	Cap, Pipe 1 1/2"			

SPECIAL PARTS LIST FOR MODEL

CUMMINS-M5

SPEC

16140

FOR STANDARD PARTS REFER TO CATALOG

917-0404

KEY NO.

OPTIONAL GROUPS IN CATALOG ARE LISTED BY GROUP NO. BELOW WHEN USED

PART NO.	QTY.	DESCRIPTION	PART NO.	QTY.	DESCRIPTION
----------	------	-------------	----------	------	-------------

Group - 22

Variable Speed Governor

W7-0507

SOLENOID, START

Power  
GenerationPower  
Generation

**SPECIAL PARTS LIST FOR MODEL** CCKB-MS **SPEC** 2037H  
**FOR STANDARD PARTS REFER TO CATALOG** 927-0404 **KEY NO.** 2  
**OPTIONAL GROUPS IN CATALOG ARE LISTED BY GROUP NO. BELOW WHEN USED.**

PART NO.	QTY.	DESCRIPTION	PART NO.	QTY.	DESCRIPTION
Group -4		Flywheel Alternator (Wico)			
Group -13		Top Mounted Engine Control			
Group -21		Solenoid Shift Starter			
110-0416	1	Block Assembly, Cylinder			
114-0878	1	Crankshaft			
112-0075	1	Piston and Pin			
113-0684	1	Cap and Indicator, Oil Fill			
115-0674	1	Tube, Oil Fill			
117-0333	1	Gearcase			
114-1895	1	Flywheel (includes Ring Gear)			
131-0134	1	Housing, Cylinder, Air S/H			
508-0084	1	Grommet, Rubber			
151-0036	1	Housing, Filter			
154-0934	1	Manifold, Exhaust			
151-0921	1	Gasket, Exhaust Manifold mt.			
505-0120	1	Cap, Pipe			
153-0327	1	Bracket, Choke			
513-0175	1	Clip, Choke Cable			
167-0184	1	Clip, Spark Lead			
138-0565	1	Harness, Wiring			
151-0131	1	Baffle, Air			
101-0433	1	Nose, Oil			

SPECIAL PARTS LIST FOR MODEL CCKB-MS SPEC 2123H  
FOR STANDARD PARTS REFER TO CATALOG 927-0404 KEY NO. 2  
OPTIONAL GROUPS IN CATALOG ARE LISTED BY GROUP NO. BELOW WHEN USED.

PART NO.	QTY.	DESCRIPTION	PART NO.	QTY.	DESCRIPTION
----------	------	-------------	----------	------	-------------

Group -4		Flywheel Alternator (Wico)			
Group -22		Variable Speed Governor			

307-0367	1	Solenoid, Start			
134-1895	1	Flywheel (Includes Ring Gear)			
103-0333	1	Gearcase			
167-0188	1	Clip, Stator Lead			
102-0653	1	Base, Oil			

MODEL

CKB-MS

SPEC.

2210H

**SUPPLEMENTARY PARTS LIST 900-43 (per above model and spec.)**  
Parts listed below apply to the above model. Use these parts in place of (or in addition to) the parts listed for Parts Key 2 in the standard parts catalog No. 927-404

PART NO.	QUAN.	DESCRIPTION
		NOTE: Charging Alternator group in main parts catalog applies to this plant.
102B653	1	Base, Oil
104D486	1	Crankshaft
110A915	1	Block Assy., Cylinder - Incl. Bearing Plate, Bearings Guides and Seats
120B648	1	Intake, Oil Pump - Incl. Cup, Screen and Pipe
123A527	1	Cap and Indicator, Oil Fill
134C2020	1	Housing, Blower
150A635	1	Bracket, Governor Linkage
150A698	1	Spring, Governor
191C511	1	Motor Assy., Starting
307A367	1	Solenoid, Start
336A102	1	Lead, Start Solenoid
515A202	1	Key, Crankshaft Stub

SPECIAL PARTS LIST FOR MODEL CCKB-MS

SPEC 2232H

FOR STANDARD PARTS REFER TO CATALOG 927-0404 KEY NO. 2

OPTIONAL GROUPS IN CATALOG ARE LISTED BY GROUP NO. BELOW WHEN USED.

PART NO.	QTY.	DESCRIPTION	PART NO.	QTY.	DESCRIPTION
----------	------	-------------	----------	------	-------------

Group - 8		Spin on Oil Filter			
Group - 19		High Profile Breaker Box			
Group - 21		Solenoid Shift Starter			

110-1957	1	Block Assembly, Cylinder			
104-0883	1	Crankshaft			
509-0090	2	Seal, Valve Stem Oil			
509-0123	1	Seal, Bearing Plate			
509-0110	1	Seal, Dust			
105-0140	1	Camshaft			
114-0145	2	Bearing, Connecting Rod			
102-0387	1	Base, Oil			
110-1827	2	Guides, Intake Valve			
103-0381	1	Gearcover			
149-1063	1	Baffle, Fuel Pump			
134-2388	1	Flywheel (Includes Ring Gear)			
502-0058	1	Tee, Oil Line			
154-1116	1	Manifold, Intake			
150-0639	2	Joint, Ball			
520-0157	1	Stud, Governor Adjusting			
134-2258	1	Housing, Blower			
134-2424	1	Housing, Cylinder Air R/H			
150-0635	1	Bracket, Governor			
150-0698	1	Spring, Governor			
140-0936	1	Adapter, Air Cleaner			
154-1024	1	Manifold, Exhaust			
154-0973	2	Gasket, Exhaust Manifold			
166-0535	1	Coil, Ignition			
167-1532	1	Lead, Hi Tension			
167-1551	1	Lead, Hi Tension			
334-0028	1	Lead, Ignition			
509-0035	1	"O" Ring			
150-1339	1	Bracket, Governor			
150-1021	1	Lever, Throttle Control			

MODEL CCKB-S SPEC. 2233H

**SUPPLEMENTARY PARTS LIST 900- 43 (per above model and spec.)**  
**Parts listed below apply to the above model. Use these parts in**  
**place of ( or in addition to ) the parts listed for Parts Key 1**  
**in the standard parts catalog No. 927-404**

PART NO.	QUAN.	DESCRIPTION
102-0688	1	Base, Oil
104-0486	1	Crankshaft
110-1904	1	Block Assy., Cyl. (Incl. Bearings, Guides & Seats)
120-0413	1	Intake, Oil Pump (Incl. Cup, Screen & Pipe)
123-0506	1	Cap & Indicator, Oil Fill
509-0123	1	Seal, Bearing Plate
509-0110	1	Seal, Dust - Bearing Plate
509-0090	2	Seal, Valve Stem Oil
509-0105	1	Seal, Gear Cover - Outer (Dust)
509-0126	1	Seal, Gear Cover - Inner (Oil)
103-0380	1	Gear Cover Assy., - Complete
113-0152	2	Ring Set, Piston
105-0238	1	Camshaft (Includes Center Pin)
134-0812	1	Flywheel
104-0369	1	Screw, Flywheel Mounting
526-0185	1	Washer, Flywheel Mounting Screw
150-0698	1	Spring, Governor
150-0635	1	Bracket, Governor Spring
153-0327	1	Bracket, Manual Choke
518-0176	1	Clip, Choke Cable
134-2405	1	Housing, Blower
150-1021	1	Lever, Throttle Control
166-0444	1	Bracket Assy., Ignition Coil & Throttle Control Lev
167-1500	1	Cable, Spark Plug (Short)- R.H. (Complete)
167-1501	1	Cable, Spark Plug (Long) - L.H. (Complete)
167-0229	2	Clip, Spark Plug Cable
160-0558	2	Nipple, Rubber - Coil (Incl. in Cable Assy.)
166-0250	2	Cover, Spark Plug (Incl. in Cable Assy.)
166-0253	2	Spring, Contact - Spark Plug (Incl. in Cable Assy.)
166-0346	1	Coil, Ignition
503-0514	1	Clamp, Ignition Coil
140-1023	1	Adapter, Air Cleaner
515-0202	1	Key, Crankshaft Stub
110-0902	2	Guide, Valve (Exhaust)
110-1827	2	Guide, Valve (Intake)
505-0057	1	Plug, Oil Gauge Hole
502-0313	1	Elbow, Fuel Pump Inlet

Not Furnished by ONAN:  
 Air Cleaner, Muffler  
 Rope Sheave, Oil Gauge

SPECIAL PARTS LIST FOR MODEL CCKB-4MG

SPEC

2251 H

FOR STANDARD PARTS REFER TO CATALOG 929-0404

KEY NO. 2

OPTIONAL GROUPS IN CATALOG ARE LISTED BY GROUP NO. BELOW WHEN USED.

PART NO.	QTY.	DESCRIPTION	PART NO.	QTY.	DESCRIPTION
----------	------	-------------	----------	------	-------------

Group - 1		Flywheel Alternator-Left Side Mounted			
-----------	--	---------------------------------------	--	--	--

Group -11		4:1 Gear Reduction-Left Side			
-----------	--	------------------------------	--	--	--

Group -13		Top Mounted Engine Control			
-----------	--	----------------------------	--	--	--

110-1707	1	Block Assembly Cylinder			
104-0641	1	Crankshaft			
123-0694	1	Cap and Indicator, Oil Fill			
123-0674	1	Tube, Oil Fill			
150-1268	1	Arm, Governor			
150-0698	1	Spring, Governor			
307-0367	1	Solenoid, Start			
155-0906	1	Muffler, Exhaust			
154-0973	2	Gasket, Exhaust			
505-0618	1	Cap, Pipe-Exhaust Muffler			
153-0327	1	Bracket, Choke Arm			
518-0176	1	Clip, Choke Cable			
520-0623	1	Stud, Governor Adjusting			
150-0939	2	Joint, Ball			
134-1796	1	Housing, Blower			
338-0410	1	Harness, Wiring			
338-0411	1	Harness, Wiring			
302-0062	1	Ammeter-45-0-45			
508-0084	1	Grommet, Rubber			
502-0203	1	Line, Oil			

SPECIAL PARTS LIST FOR MODEL CCKB-MS SPEC 2255H  
 FOR STANDARD PARTS REFER TO CATALOG 927-0404 KEY NO. 2  
 OPTIONAL GROUPS IN CATALOG ARE LISTED BY GROUP NO. BELOW WHEN USED.

PART NO.	QTY.	DESCRIPTION	PART NO.	QTY.	DESCRIPTION
----------	------	-------------	----------	------	-------------

Group 1		Alternator, Left Side Mtg.			
Group-14		Vacu flo Cooling			
Group-15		Fuel System-Gas			
510-0015	10	Ball, Governor Fly			
102-0684	1	Base, Oil			
123-0694	1	Cap and Indicator, Oil Fill			
123-0674	1	Tube, Oil Fill			
191-0305	1	Brace, Alternator Bracket			
134-0564	1	Scroll, Blower Housing			
149-0136	1	Cover, Fuel Pump Hole			
307-0367	1	Solenoid, Start			
134-0753	1	Wheel, Blower			
134-1653	1	Housing, Blower			
517-0035	1	Button, Dot			
193-0005	1	Gauge, Oil			
517-0021	1	Button, Dot			
502-0005	1	Elbow, Female			
155-0906	1	Muffler, Exhaust			
505-0618	1	Cap, Pipe			
154-0973	2	Gasket, Exhaust Muffler Mtg.			
150-0939	2	Joint, Ball			
520-0623	1	Stud, Governor Adjusting			
141-0726	1	*Carburetor, Gas			
150-0096	1	Rod, Governor Control			
167-1073	1	Lead, Hi Tension, #2 Cylinder			
167-1330	1	Lead, Hi Tension, #1 Cyl.			
141-0713	1	+Needle, Idle Adjusting			

\* - Same as Carburetor listed in Group 31  
 except parts marked +.

## SPECIAL PARTS LIST FOR MODEL

CCKB-MS

SPEC

2266H

FOR STANDARD PARTS REFER TO CATALOG

927-0404

KEY NO.

2

OPTIONAL GROUPS IN CATALOG ARE LISTED BY GROUP NO. BELOW WHEN USED.

PART NO.	QTY.	DESCRIPTION	PART NO.	QTY.	DESCRIPTION
Group -4		Flywheel Alternator (Wico)			
Group -13		Top Mounted Control (Engine)			
Group -19		High Profile Breaker Box			
Group -21		Solenoid Shift Starter			
104-0881	1	Crankshaft			
102-0653	1	Base, Oil			
134-2134	1	Housing, Cylinder Air R/H			
134-2036	1	Housing, Blower			
153-0327	1	Bracket, Choke			
518-0176	1	Clip, Cable			
150-0939	2	Joint, Ball			
520-0623	1	Stud, Governor Adjusting			
508-0084	1	Grommet, Rubber			

Power  
GenerationPower  
Generation

SPECIAL PARTS LIST FOR MODEL CCKB-MS SPEC 2267H  
 FOR STANDARD PARTS REFER TO CATALOG 927-0404 KEY NO. 2  
 OPTIONAL GROUPS IN CATALOG ARE LISTED BY GROUP NO. BELOW WHEN USED.

PART NO.	QTY.	DESCRIPTION	PART NO.	QTY.	DESCRIPTION
Group -4		Flywheel Alternator (Wico)			
Group -13		Top Mounted Engine Control			
Group -15		Fuel System-Gas			
Group -19		High Profile Breaker Box			
Group -21		Solenoid Shift Starter			
104-0881	1	Crankshaft			
102-0653	1	Base, Oil			
110-0893	2	Retainer, Valve Spring			
149-0136	1	Cover, Fuel Pump Hole			
134-2134	1	Housing, Cylinder Air R/H			
508-0084	1	Grommet, Rubber			
134-2036	1	Housing, Blower			
141-0726	1	*Carburetor, Gas			
140-0921	1	Gasket, Air Horn			
150-0639	2	Joint, Ball			
520-0157	1	Stud, Governor Adjusting			
141-0713	1	#Needle, Idle Adjusting			

\* - Same as carburetor listed in Group 31  
 except parts marked #.

## SPECIAL PARTS LIST FOR MODEL

SPEC

FOR STANDARD PARTS REFER TO CATALOG 927-0404

KEY NO. 2

OPTIONAL GROUPS IN CATALOG ARE LISTED BY GROUP NO. BELOW WHEN USED.

PART NO.	QTY.	DESCRIPTION	PART NO.	QTY.	DESCRIPTION
Group -3		Alternator, Top Mounted			
Group-14		Vacuflo Cooling			
Group-31		Carburetor (141-0744)			
110-1904	1	Block Assembly, Cylinder			
104-0906	1	Crankshaft			
113-0153	2	Ring Set, Piston			
110-0893	2	Retainer, Valve Spring			
509-0090	2	Seal, Valve Stem Oil			
123-0694	1	Cap and Indicator, Oil Fill			
123-0674	1	Tube, Oil Fill			
110-1827	2	Guide, Valve			
140-0645	1	Adapter, Air Cleaner			
134-1576	1	Housing, Blower			
193-0005	1	Gauge, Oil			
502-0005	1	Elbow, Female			
517-0085	1	Button, Dot			
154-1116	1	Manifold, Intake			
502-0008	1	Plug, Pipe (1/8)			
502-0039	1	Elbow			
150-0939	2	Joint, Ball			
520-0623	1	Stud, Governor Adjusting			
505-0057	1	Plug, Pipe (1/8)			
149-0136	1	Cover, Fuel Pump Hole			
154-1110	1	Manifold, Exhaust			
154-0973	2	Gasket, Exhaust Manifold			
148-0698	1	Line, Fuel			
134-0753	1	Wheel, Blower			
134-2155	1	Scroll, Blower Housing			
140-0554	1	Spacer, Coil Mounting			
166-0346	1	Bracket, Coil Mounting			
167-1327	1	Lead, Hi Tension #1 Cyl.			
167-1073	1	Lead, Hi Tension, #2 Cyl.			

Parts not Furnished by Onan:  
Governor

MODEL

CCKB - MS

SPEC.

2304H

**SUPPLEMENTARY PARTS LIST 900- 43 (per above model and spec.)**  
**Parts listed below apply to the above model. Use these parts in**  
**place of ( or in addition to ) the parts listed for Parts Key 2**  
**in the standard parts catalog No. 927 - 404**

PART NO.	QUAN.	DESCRIPTION
		NOTE: Optional Top Mounted Alternator group in main parts catalog applies to this plant.
102E412	1	Base, Oil
104D486	1	Crankshaft
110A1904	1	Block Assy., Cylinder - Includes Bearing Plate, Bearings, Guides & Seats
120B648	1	Intake, Oil Pump - Includes Cup, Screen & Pipe
123A527	1	Cap & Indicator, Oil Fill
509-123	1	Seal, Bearing Plate
509A134	2	Seal, Valve Stem Oil
113A152	2	Ring Set, Piston
509-105	1	Seal, Oil (Outer) - Gear Cover
509-126	1	Seal, Oil (Inner) - Gear Cover
509-110	1	Seal, Dust - Bearing Plate
150A1337	1	Arm, Governor Pull - Left Pull
134B675	1	Flywheel
309-10	1	Switch, Low Oil Pressure
502-58	1	Tee, Low Oil Pressure Switch
150A698	1	Spring, Governor
150A96	1	Stud, Governor Adjusting
153A327	1	Bracket, Manual Choke
518P176	1	Clip, Choke Cable
134B1719	1	Housing, Blower
517-9	1	Plug, Dot Button - For 2" Hole
134D1644	1	Housing, Cylinder Air - Left
134C2002	1	Housing, Cylinder Air - Right
167A1491	2	Cable, Spark Plug
140C645	1	Adapter, Air Cleaner
511-90	1	Belt, Alternator Drive
191A639	1	Baffle, Air - Alternator
515A202	1	Key, Crankshaft Stub
191C511	1	Motor Assy., Starting

Not Furnished by Onan:

Oil Pressure Gauge  
Air Cleaner



**Power  
Generation**



**Power  
Generation**

## SPECIAL PARTS LIST FOR MODEL

CCKB-MS

SPEC.

2306H

FOR STANDARD PARTS REFER TO CATALOG 927-0404

KEY NO.

OPTIONAL GROUPS IN CATALOG ARE LISTED BY GROUP NO. BELOW WHEN USED.

PART NO.	QTY.	DESCRIPTION	PART NO.	QTY.	DESCRIPTION
Group - 13		Top Mounted Engine Control			
Group - 21		Solenoid Shift Starter			
110-1418	1	Block Assembly, Cylinder			
104-0878	1	Crankshaft			
123-0694	1	Cap and Indicator, Oil Fill			
123-0674	1	Tube, Oil Fill			
105-0234	1	Camshaft			
113-0153	2	Ring Set, Piston			
160-0752	1	Starter, Magneto (Includes Parts Marked *)			
167-0188	4	Clip			
167-1403	1	Lead, Hi Tension			
167-1404	1	Lead, Hi Tension			
160-0750	1	*Coil, Magneto Starter			
160-0749	1	*Pole Shoe, Magneto Starter			
508-0002	1	Grommet, Magneto Lead			
332-0273	1	Clip, Magneto Lead			
134-2134	1	Housing, Cylinder Air R/H			
160-0948	1	Wheel, Magneto (Includes Ring Gear and Magnets)			
134-0673	1	Gear, Ring			
154-0998	1	Manifold, Exhaust			
154-0973	2	Gasket, Exhaust Manifold			
505-0329	1	Cap, Pipe			
153-0327	1	Bracket, Choke			
518-0176	1	Clip, Choke Cable			
134-2078	1	Housing, Blower			
517-0015	1	Button, Dot			

**OPTIONAL GROUPS IN CATALOG ARE LISTED BY GROUP NO. BELOW WHEN USED.**

Group -5	Flywheel Alternator (Phelon)
Group -22	Variable Speed Governor

**SPECIAL PARTS LIST FOR MODEL** CCKB-MS **SPEC** 2324H  
**FOR STANDARD PARTS REFER TO CATALOG** 927-0404 **KEY NO.** 2  
**OPTIONAL GROUPS IN CATALOG ARE LISTED BY GROUP NO. BELOW WHEN USED.**

PART NO.	QTY.	DESCRIPTION	PART NO.	QTY.	DESCRIPTION
Group -8		Spin on Oil Filter	Parts Not Furnished by Onan:		
Group-19		High Profile Breaker Box			
Group-21		Solenoid Shift Starter			
Group-31		Gas Carburetor			
110-1957	1	Block Assembly, Cylinder			Oil Gauge
104-0883	1	Crankshaft			Rope Sheave
509-0090	2	Seal, Valve Stem Oil			Air Cleaner
509-0123	1	Seal, Vushing Plate			Blower Housing Grille
509-0110	1	Seal, Dust			Rotocaps
105-0140	1	Camshaft			Fuel Pump and Associated Parts
113-0152	2	Ring Set, Piston			
114-0145	2	Bearing Connecting Rod			
102-0387	1	Base, Oil			
110-1827	2	Guides, Intake Valves			
103-0381	1	Gearcover			
149-1063	1	Baffle, Fuel Pump			
134-2388	1	Flywheel (Includes Ring Gear)			
502-0058	1	Tee, Oil Line			
154-1116	1	Manifold, Intake			
150-0639	2	Joint, Ball			
520-0157	1	Stud, Governor Adjusting			
134-2258	1	Housing, Blower			
134-2424	1	Housing, Cylinder Air R/H			
150-0635	1	Bracket, Governor			
150-0698	1	Spring, Governor			
140-0936	1	Adapter, Air Cleaner			
154-1024	1	Manifold, Exhaust			
154-0973	2	Gasket, Exhaust Manifold			
166-0535	1	Coil, Ignition			
167-1551	1	Lead, Hi Tension			
167-1552	1	Lead, Hi Tension			
334-0028	1	Lead, Ignition			
509-0035	1	"O" Ring			
150-1339	1	Bracket, Governor			
150-1021	1	Lever, Throttle Control			
110-0893	2	Retainer, Valve Spring (Exhaust)			
148-0418	1	Vaporizer, LP			
148-0465	1	Regulator			
149-0136	1	Cover, Fuel Pump Hole			
502-0183	1	Elbow, Vaporizer Inlet			
140-0281	1	Gasket, Carburetor Flange			
149-0003	1	Gasket, Carburetor Mtg			
159-1014	1	Line, Regulator to Car- buretor			
502-0076	2	Elbow, Regulator Outlet			
505-0008	1	Plug, Pipe			

SPECIAL PARTS LIST FOR MODEL CCKB-MS SPEC 2330H  
FOR STANDARD PARTS REFER TO CATALOG 927-0404 KEY NO. 2  
OPTIONAL GROUPS IN CATALOG ARE LISTED BY GROUP NO. BELOW WHEN USED.

PART NO.	QTY.	DESCRIPTION	PART NO.	QTY.	DESCRIPTION
----------	------	-------------	----------	------	-------------

Group -4		Flywheel Alternator (Wico)			
----------	--	----------------------------	--	--	--

Group -21		Solenoid Shift Starter			
-----------	--	------------------------	--	--	--

102-0653	1	Base, Oil			
134-2134	1	Housing, Cylinder Air R/H			
150-0678	1	Clip, Sensitivity			



SPECIAL PARTS LIST FOR MODEL CCKB-4MGSPEC 2336H

FOR STANDARD PARTS REFER TO CATALOG

927-0404

KEY NO. 2

OPTIONAL GROUPS IN CATALOG ARE LISTED BY GROUP NO. BELOW WHEN USED.

PART NO.	QTY.	DESCRIPTION	PART NO.	QTY.	DESCRIPTION
Group - 1		Alternator, Left Side Mounting			
Group -11		4:1 Gear Reduction, Left Hand			
Group -13		Top Mounted Control			
110-1707	1	Block Assembly, Cylinder			
104-0641	1	Crankshaft			
123-0674	1	Tube, Oil Fill			
123-0694	1	Cap and Indicator, Oil Fill			
155-0906	1	Muffler, Exhaust			
154-0973	2	Gasket, Exhaust Muffler			
505-0618	1	Cap, Pipe-Exhaust Muffler			
153-0327	1	Bracket, Choke			
518-0176	1	Clip, Choke Cable			
520-0623	1	Stud, Throttle Adjusting			
150-0939	2	Joint, Ball			
508-0084	1	Grommet, Rubber			
150-0147	1	Stud, Governor Adjusting			
150-0621	1	Nut, Governor Adjusting Stud			
307-0367	1	Solenoid, Start			
502-0203	1	Line, Oil			
134-1796	1	Housing, Blower			
302-1796	1	Ammeter, 45-0-45			
338-0410	1	Harness, Wiring			
338-0411	1	Harness, Wiring			

## SPECIAL PARTS LIST FOR MODEL

CCKB-MS

SPEC

2350H

FOR STANDARD PARTS REFER TO CATALOG 927-0404

KEY NO.

2

OPTIONAL GROUPS IN CATALOG ARE LISTED BY GROUP NO. BELOW WHEN USED.

PART NO.	QTY.	DESCRIPTION	PART NO.	QTY.	DESCRIPTION
Group - 4		Flywheel Alternator (Wico)			
Group -15		Fuel System, Gas			
Group -20		Thermo Magnetic Choke			
Group -21		Solenoid Shift Starter			
Group -22		Variable Speed Governor			
Group -30		Carburetor			
110-0893	2	Retainer, Valve Spring			
102-0684	1	Base, Oil			
123-0694	1	Cap and Indicator, Oil Fill			
123-0674	1	Tube, Oil Fill			
508-0084	1	Grommet, Rubber			
517-0009	1	Button, Dot			
502-0020	1	Elbow			
501-0004	1	Line, Oil			
193-0006	1	Gauge, Oil			
134-2134	1	Housing, Cylinder Air R/H			
134-2020	1	Housing, Blower			
505-0057	1	Plug, Pipe			
193-0171	1	Bracket Fitting, Oil Gauge			
502-0003	1	Connector			
154-1051	1	Manifold, Intake			
150-0939	2	Joint, Ball			
520-0263	1	Stud, Governor Adjusting			
155-0906	1	Muffler, Exhaust			
505-0618	1	Cap, Pipe			
154-0973	2	Gasket, Exhaust Manifold			
143-0321	1	Spring, Carburetor			
502-0175	1	Connector			
502-0058	1	Tee, Pipe			
309-0010	1	Switch, Oil Pressure			

## SPECIAL PARTS LIST FOR MODEL

CCKB-MS

2363H

SPEC

FOR STANDARD PARTS REFER TO CATALOG 927-0404

KEY NO. 2

OPTIONAL GROUPS IN CATALOG ARE LISTED BY GROUP NO. BELOW WHEN USED.

PART NO.	QTY.	DESCRIPTION	PART NO.	QTY.	DESCRIPTION
Group -1		Alternator, Left Side Mtg.			
Group -14		Vacu flo Cooling			
104-0806	1	Crankshaft			
515-0103	1	Key, Crankshaft			
102-0707	1	Base, Oil			
505-0110	2	Plug, Oil Base			
505-0019	2	Bushing, Reduer			
123-0679	1	Tube, Oil Fill			
134-0753	1	Wheel, Blower			
502-0058	1	Tee, Oil Pressure Switch			
501-0004	1	Line, Oil			
309-0010	1	Switch, Oil Pressure			
150-1268	1	Arm, Governor Control- Rear Pull			
150-0698	1	Spring, Governor			
134-0564	1	Scroll, Blower Housing			
191-0305	1	Brace, Alternator			
134-1653	1	Housing, Blower			
517-0035	1	Button, Dot			
502-0005	1	Elbow, Female			
193-0005	1	Gauge, Oil			
517-0021	1	Button, Dot			
154-0998	1	Manifold, Exhaust			
154-0973	2	Gasket, Exhaust Manifold			
505-0329	1	Cap, Pipe			
153-0327	1	Bracket, Choke			
518-0176	1	Clip, Choke Cable			
167-1483	1	Lead, Hi Tension #2 Cyl.			
167-1489	1	Lead, Hi Tension #1 Cyl.			
307-0367	1	Solenoid, Start			

# 900-0043

## Supplementary Parts List for

**Model** CCKB-MS **Spec** 2378H

**Standard Parts Catalog** 927-0404 **Parts Key** 2

Parts Listed Below Apply to the Above Model. Use These Parts in Place of (or in Addition to) the Parts Listed in the Standard Parts Catalog.

PART NO.	QUAN.	DESCRIPTION
110-1957	1	Block Assembly, Cylinder (Includes Bearing Plate, Bearings, Guides & Seats)
104-0785	1	Crankshaft
102-0387	1	Base, Oil
120-0648	1	Intake, Oil Cup
123-0527	1	Cap & Indicator, Oil Fill
509-0134	2	Seal, Valve Stem Oil
105-0140	1	Camshaft - Includes Center Pin
509-0123	1	Seal, Bearing Plate
509-0110	1	Seal, Dust - Bearing Plate
113-0152	2	Ring Set, Piston
114-0145	4	Bearing, Connecting Rod
110-0902	2	Guide, Valve - Exhaust
110-1827	2	Guide, Valve - Intake
509-0105	1	Seal, Gear Cover - Outer
509-0126	1	Seal, Gear Cover - Inner
149-0136	1	Cover, Fuel Pump Hole
103-0303	1	Cover Assembly, Gear - Complete
134-0388	1	Flywheel - Includes Ring Gear
104-0170	1	Screw, Flywheel Mounting
160-0963	1	Box, Breaker
160-1143	1	Diaphragm, Breaker Box
160-0723	1	Plunger, Breaker Box
160-0931	1	Guide, Plunger - Breaker Box
160-0929	1	Bushing, Breaker Box
150-0635	1	Bracket, Governor Spring
150-0698	1	Spring, Governor
154-1116	1	Manifold, Intake
505-0057	1	Plug, Pipe (1/8) - Intake Manifold
154-1024	1	Manifold, Exhaust
154-0973	2	Gasket, Exhaust Manifold
134-2258	1	Housing, Blower
150-1021	1	Lever, Throttle Control
150-1339	1	Bracket Assembly, Ignition Coil & Throttle Control Lever
166-0635	1	Coil, Ignition
167-1551	1	Cable, Spark Plug - Short
167-1552	1	Cable, Spark Plug - Long
509-0035	1	"O" Ring, Spark Plug Cable
167-0241	2	Plug, Spark
134-2424	1	Housing, Cylinder Air - Right

# 900-0043

## Supplementary Parts List

for

Model CCKB-MS Spec 2378H

Standard Parts Catalog 927-0404 Parts Key 2

Parts Listed Below Apply to the Above Model. Use These Parts in Place of (or in Addition to) the Parts Listed in the Standard Parts Catalog.

PART NO.	QUAN.	DESCRIPTION
123-0732	1	Tube, Breather Connector
141-0744	1	Carburetor Assembly (Gas)
502-0076	1	Elbow, Inverted Male (Carburetor)
505-0008	1	Plug, Pipe - 1/8" (Carburetor)
191-0790	1	Motor Assembly, Starting
122-0323	1	Filter, Oil
122-0320	1	Adapter, Oil Filter Mounting
122-0321	1	Gasket, Oil Filter Adapter
122-0345	1	Line, Oil Drain
122-0347	1	Seal, Air - Oil Filter

Not Furnished by ONAN: Oil Gauge, Rope Sheave,  
Air Cleaner, Blower Housing Grille

SPECIAL PARTS LIST FOR MODEL

CCKB-S

SPEC

2393H

FOR STANDARD PARTS REFER TO CATALOG

927-0404

KEY NO.

1

OPTIONAL GROUPS IN CATALOG ARE LISTED BY GROUP NO. BELOW WHEN USED.

PART NO.	QTY.	DESCRIPTION	PART NO.	QTY.	DESCRIPTION
----------	------	-------------	----------	------	-------------

167-1462	1	Lead, Hi Tension (17")			
167-1463	1	Lead, Hi Tension (19¼")			

## SPECIAL PARTS LIST FOR MODEL

CCKB-MS

2420H

SPEC

FOR STANDARD PARTS REFER TO CATALOG 927-0404

KEY NO. 2

OPTIONAL GROUPS IN CATALOG ARE LISTED BY GROUP NO. BELOW WHEN USED.

PART NO.	QTY.	DESCRIPTION	PART NO.	QTY.	DESCRIPTION
Group - 5		Flywheel-Alternator (Phelon)			
Group - 8		Spin on Oil Filter			
110-1885	1	Block Assembly, Cylinder	140-1073	1	Clamp, Air Cleaner
104-0744	1	Crankshaft	508-0162	1	Grommet, Rubber
110-1037	2	Valve, Intake	134-2622	1	Housing, Blower
110-0904	2	Rotocaps, Intake Valve	134-2094	1	Housing, Cylinder Air R/H
509-0090	2	Seals, Valve Stem Oil	103-0422	1	Plate, Rear Bearing
102-0740	1	Base, Oil	110-1000	2	Seat, Intake Valve
505-0110	1	Plug, Oil Drain (3/8)	110-1827	2	Guide, Valve
113-0153	2	Ring Set, Piston	191-0932	1	Stator, Alternator
191-0922	1	*Starter	191-0864	2	Spacer, Starter Mounting
502-0388	1	Elbow, Restricted Flow	191-0854	1	Flange, Starter Mounting
502-0058	1	Tee, Special Pipe	166-0535	1	Coil, Ignition
153-0453	1	Bracket, Choke Arm	191-0989	1#	Bracket Assembly, Front
145-0398	1	Adapter, Air Inlet	191-0990	1#	Bearing, Front Bracket
518-0176	2	Clip	191-0995	1#	Clutch Assembly
503-0004	1	Clamp, Hose	191-0996	1#	Armature
140-1094	1	Cover, Air Cleaner	191-1001	1#	Field Coil Set (Includes positive brush)
140-1071	1	Element, Air Cleaner	Parts not Furnished by Onan:		
140-1135	1	Cover, Air Cleaner			Rope Sheave
503-0311	1	Clamp, Hose			Oil Gauge
140-1075	1	Elbow, Air Inlet			Choke
140-1133	1	Bracket, Air Cleaner			Muffler
502-0313	1	Elbow, Fuel Pump			Regulator Bracket
503-0669	1	Line, Fuel			Regulator, and Associated Par
518-0178	1	Clip, Harness			
123-0998	2	Insulator			
518-0268	1	Clamp			
309-0237	1	Switch, Oil Light			
515-0002	1	Key, Wheel			
123-0694	1	Cap and Indicator Oil Fill			
134-2131	1	Baffle, Air			
503-0582	1	Hose, Breather			
503-0171	2	Clamp, Hose			
140-1075	1	Elbow, Air Inlet			
150-1384	1	Bracket, Governor Control			
150-0147	1	Stud, Governor Adjust			
167-1464	1	Lead, Hi Tension			
167-1463	1	Lead, Hi Tension			
509-0035	1	Coil, Ignition			
160-1165	1	Bracket, Timing			
123-1149	1	Tube, Oil Fill			
150-1385	1	Baseplate, Governor Control			
150-1386	1	Arm, Governor Control			
152-0197	1	Swivel, Hex			
516-0059	1	Pin, Cotter			

\* - Same as standard Spec J Starter  
except parts marked #.

MODEL

CCKB-MS

SPEC.

2435H

**SUPPLEMENTARY PARTS LIST 900- 43 (per above model and spec.)**

Parts listed below apply to the above model. Use these parts in place of ( or in addition to ) the parts listed for Parts Key 2 in the standard parts catalog No. 927-0404

PART NO.	QUAN.	DESCRIPTION
152A185	1	Stud, Governor Adjusting
152A186	1	Bracket, Variable Speed Governor Mounting
152A184	1	Spacer, Variable Speed Governor
102E653	1	Base, Oil
104D488	1	Crankshaft
110A1904	1	Block Assy., Cylinders - Incl. Bearings, Guides & Seats
120B648	1	Intake, Oil Pump - Incl. Cup, Screen and Pipe
123A527	1	Cap & Indicator, Oil Fill
510-15	10	Ball, Fly - Governor
193-108	1	Sender, Oil Pressure
104A170	1	Screw, Flywheel Mtg.
305C471	1	Regulator, Rectifier
103A333	1	Cover Assy., Gear
191B724	1	Stator, Battery Charging Alternator
167-188	1	Clip, Stator Lead
321-162	1	Fuse, 30-Amp.
321P165	1	Holder, Fuse
323C488	4	Connector, Socket
323P759	1	Housing, Socket Connector
332P529	1	Terminal, Female - Alternator Lead
332-556	1	Connector, Alternator Lead
321P169	1	Bracket, Fuse Mtg.
332A1358	1	Bracket, Connector Mtg.
134B1895	1	Wheel, Blower - Includes Ring Gear
191C400	1	Rotor, Charging Alternator
154C1549	1	Manifold, Exhaust
154A973	2	Gasket, Exhaust Manifold
153A327	1	Bracket, Choke Cable
518P176	1	Clip, Choke Cable
145A398	1	Adapter, Carb. Air Inlet
503-4	1	Clamp, Hose - Air Inlet Elbow to Adapter
503-311	1	Clamp, Hose - Air Inlet Elbow to Air Cleaner
140C1066	1	Cleaner, Air
140B1071	1	Element, Air Cleaner
140B1073	1	Clamp, Air Cleaner
140C1061	1	Cover, Air Cleaner
140B1075	1	Elbow, Air Inlet
140B1067	1	Bracket, Air Cleaner
503A582	1	Hose, Breather
503A134	2	Seal, Valve Stem Oil

MODEL CCKB-MS

SPEC. 2435H

**SUPPLEMENTARY PARTS LIST 900- 43 (per above model and spec.)**  
**Parts listed below apply to the above model. Use these parts in**  
**place of ( or in addition to ) the parts listed for Parts Key <sup>2</sup>**  
**in the standard parts catalog No. 927-404**

PART NO.	QUAN.	DESCRIPTION
167-241	2	Plug, Spark
113A153	2	Ring Set, Piston
134C2121	1	Housing, Blower
517-9	1	Plug, Dot Button - 2"
134D2134	1	Housing, Cylinder Air - R.H.
134B2131	1	Baffle, Air
167A1533	2	Cable, Spark Plug
191D790	1	Motor Assembly, Starting - Complete
191-806	1	Yoke Assembly
191-743	1	Armature
191-744	1	Clutch, Starter
191-745	1	Stop, Pinion
191-746	1	Ring
191-807	1	Washer, Plain - Armature
191-808	1	Bracket Assembly, Front
191-749	1	Lever Assembly
191-750	1	Spring, Lever - Small
191-751	1	Spring, Lever - Large
191-752	1	Holder, Spring
191-809	1	Bracket Assembly, Rear
191-754	1	Washer, Plain - Nearest to Commutator
191-755	1	Washer, Plain - Furthest from Commutator
191-756	1	Washer, Insulator
191-757	4	Brush
191-758	4	Spring, Brush
191-759	2	Bolt, Through
191-760	3	Screw, Machine P.H.
191-761	1	Switch Assembly, Solenoid
191-762	1	Coil Assembly, Field
191-763	1	Bearing, Front
191-764	1	Bearing, Rear
191-765	4	Pole Shoe
191-766	4	Screw, Pan Head

Not Furnished by Onan:

Oil Gauge  
 Rope Sheave  
 Fuel Pump Primer Rod

## SPECIAL PARTS LIST FOR MODEL

CCKB-MS

2440 H

SPEC

FOR STANDARD PARTS REFER TO CATALOG 927-0404

KEY NO.

OPTIONAL GROUPS IN CATALOG ARE LISTED BY GROUP NO. BELOW WHEN USED.

PART NO.	QTY.	DESCRIPTION	PART NO.	QTY.	DESCRIPTION
Group -6		Flywheel Alternator (Synerco)			
Group -8		Spin on Oil Filter	140-1094	1	Cover, Air Cleaner
			140-1071	1	Element, Air Cleaner
			140-1135	1	Cover, Air Cleaner
110-1885	1	Block Assembly, Cylinder	503-0311	1	Clamp, Hose
110-1000	2	Seat, Intake Valve	140-1075	1	Elbow, Air Inlet
110-1037	2	Valve, Intake	140-1133	1	Bracket, Air Cleaner
110-0904	2	Rototcap, Intake	508-0162	1	Grommet, Rubber
509-0090	2	Seal, Valve Stem	150-0939	2	Joint, Ball
101-0422	1	Plate, Rear Bearing	520-0263	1	Stud, Governor Adjusting
104-0744	1	Crankshaft	191-0989	1	#Bracket Assembly, Front
160-1165	1	Bracket, Timing	191-0990	1	#Bearing, Front Bracket
113-0153	1	Ring Set, Piston	191-0995	1	#Clutch Assembly
102-0740	1	Base, Oil	191-0996	1	#Armature
503-0582	1	Hose, Breather	191-1001	1	#Field Coil Set (Includes positive brush)
503-0171	2	Clamp, Hose			
518-0176	1	Clip, Harness			
123-0998	2	Insulator, Breather			
518-0268	1	Clamp, Insulator			
309-0237	1	Switch, Oil Light			
167-0188	1	Clip, Stator Lead			
123-0694	1	Cap and Indicator, Oil Fill			
123-1149	1	Tube, Oil Fill			
134-2500	1	Housing, Cylinder Air R/H			
150-1384	1	Bracket, Governor Control			
150-0147	1	Stud, Governor Adjusting			
134-2622	1	Housing, Blower			
191-0922	1	*Starter			
191-0864	2	Spacer, Starter Mounting			
191-0854	1	Flange, Starter Mounting			
134-2131	1	Baffle, Air			
505-0110	1	Plug, Oil Drain (3/8")			
150-1385	1	Base Plate, Governor Cont.			
150-1386	1	Arm, Governor Control			
142-0197	1	Swivel, Hex			
516-0059	1	Pin, Cotter			
166-0535	1	Coil Ignition			
167-1463	1	Lead, Hi Tension (19" lg)			
167-1464	1	Lead, Hi Tension (24" lg)			
509-0035	1	"O" Ring			
518-0176	1	Clip			
502-0388	1	Elbow, Restricted Flow			
502-0058	1	Tee, Pipe			
153-0453	1	Arm, Choke Bracket			
145-0398	1	Adapter, Air Inlet			
503-0669	1	Hose, Fuel			
502-0313	2	Elbow, Hose			
140-1073	1	Clamp, Air Cleaner			

\* - Same as standard Spec J Starter except parts marked #.

Parts Not Furnished by Onan:

Oil Gauge  
Rope Sheave  
Manual Choke  
Muffler and Associated Parts



Power Generation

MODEL CCKB-SSPEC. 2442H

**SUPPLEMENTARY PARTS LIST 900- 43 (per above model and spec.)**  
 Parts listed below apply to the above model. Use these parts in place of ( or in addition to ) the parts listed for Parts Key 1 in the standard parts catalog No. 927-404

PART NO.	QUAN.	DESCRIPTION
102-0688	1	Base, Oil
104-0486	1	Crankshaft
110-1904	1	Block Assy., Cyl. (Incl. Bearing, Guides & Seats)
120-0413	1	Intake, Oil Pump (Incl. Cup, Screen & Pipe)
123-0506	1	Cap & Indicator, Oil Fill
509-0123	1	Seal, Bearing Plate
509-0110	1	Seal, Dust - Bearing Plate
509-0090	2	Seal, Valve Stem Oil
509-0105	1	Seal, Gear Cover - Outer (Dust)
509-0126	1	Seal, Gear Cover - Inner (Oil)
103-0380	1	Gear Cover Assy., Complete
113-0152	2	Ring Set, Piston
105-0238	1	Camshaft (Includes Center Pin)
134-2625	1	Flywheel
104-0369	1	Screw, Flywheel Mounting
526-0185	1	Washer, Flywheel Mounting Screw
150-0698	1	Spring, Governor
150-0635	1	Bracket, Governor Spring
153-0327	1	Bracket, Manual Choke
518-0176	1	Clip, Choke Cable
134-2405	1	Housing, Blower
150-1021	1	Lever, Throttle Control
166-0444	1	Bracket Assy., Ignition Coil & Throttle Control Lever
167-1500	1	Cable, Spark Plug (Short) - R.H. (Complete)
167-1501	1	Cable, Spark Plug (Long) - L.H. (Complete)
167-0229	2	Clip, Spark Plug Cable
160-0558	2	Nipple, Rubber Coil (Incl. in Cable Assy.)
166-0250	2	Cover, Spark Plug (Incl. in Cable Assy.)
166-0253	2	Spring, Contact - Spark Plug (Incl. in Cable Assy.)
166-0346	1	Coil, Ignition
503-0514	1	Clamp, Ignition Coil
140-1023	1	Adapter, Air Cleaner
515-0202	1	Key, Crankshaft Stub
110-0902	2	Guide, Valve (Exhaust)
110-1827	2	Guide, Valve (Intake)
505-0057	1	Plug, Oil Gauge Hole
502-0313	1	Elbow, Fuel Pump Inlet

Not Furnished by ONAN:

Air Cleaner

Oil Gauge

Bore Sleeve

Muffler

MODEL

CCKB-MS

SPEC.

2463H

**SUPPLEMENTARY PARTS LIST 900- 43 (per above model and spec.)**

Parts listed below apply to the above model. Use these parts in place of ( or in addition to ) the parts listed for Parts Key 2 in the standard parts catalog No. 927-404

PART NO.	QUAN.	DESCRIPTION
NOTE: Optional Top Mounted Alternator group in main parts catalog applies to this engine.		
110-1827	2	Valve Guide, Intake
110-0902	2	Valve Guide, Exhaust
102-0412	1	Base, Oil
104-0486	1	Crankshaft
110-1904	1	Block Assy., Cylinder - Includes Bearing Plate, Bearings, Guides & Seats
120-0648	1	Intake, Oil Pump - Includes Cup, Screen & Pipe
123-0527	1	Cap & Indicator - Oil Fill
509-0110	1	Seal, Dust - Bearing Plate
509-0134	2	Seal, Valve Stem Oil
113-0152	2	Ring Set, Piston
509-0105	1	Seal, Oil (Outer) - Gear Cover
509-0126	1	Seal, Oil (Inner) - Gear Cover
502-0313	1	Elbow, Street - Fuel Pump Inlet
134-2632	1	Flywheel - Includes Ring Gear
134-1719	1	Housing, Blower
517-0009	1	Plug, Dot Button - For 2" Hole
150-0635	1	Arm, Governor Pull
309-0010	1	Switch, Oil Pressure
502-0058	1	Tee, Oil Pressure Switch
150-0698	1	Spring, Governor
167-1491	2	Cable, Spark Plug
141-0721	1	Carburetor (Gas-Gaso)
140-0645	1	Adapter, Air Cleaner - Upper
153-0327	1	Bracket, Manual Choke
518-0176	1	Clip, Choke Cable
191-0639	1	Baffle, Air - Alternator
191-0511	1	Motor Assy., Starting
509-0123	1	Seal, Bearing Plate
134-2002	1	Housing, Cylinder Air - Right
134-1644	1	Housing, Cylinder Air - Left

Parts Not Furnished by Onan:

Oil Pressure Gauge

Air Cleaner

Muffler

Belt - Alternator

## SPECIAL PARTS LIST FOR MODEL

CCKB-MS

SPEC

2495H

FOR STANDARD PARTS REFER TO CATALOG 927-0404

KEY NO. 2

OPTIONAL GROUPS IN CATALOG ARE LISTED BY GROUP NO. BELOW WHEN USED.

PART NO.	QTY.	DESCRIPTION	PART NO.	QTY.	DESCRIPTION
Group* -4		Flywheel Alternator (Wico)			
Group-21		Solenoid Shift Starter			
102-0748	1	Base, Oil			
123-0555	1	Cap and Indicator, Oil Fill			
123-0563	1	Tube, Oil Fill			
150-0752	1	Arm, Governor (Right Pull)			
193-0108	1	Sender, Oil Pressure			
134-2121	1	Housing, Blower			
517-0009	1	Button, Dot			
134-2134	1	Housing, Cylinder			
150-0698	1	Spring, Governor			
154-0998	1	Manifold, Exhaust			
154-0973	2	Gasket, Exhaust Manifold			
505-0329	1	Cap, Pipe			
518-0176	1	Clip, Choke Cable			
153-0327	1	Bracket, Choke			
145-0398	1	Adapter, Air Inlet			
140-1073	1	Clamp, Air Cleaner			
140-1061	1	Cover, Air Cleaner (Inlet)			
140-1071	1	Element, Air Cleaner			
140-1066	1	Cover, Air Cleaner (Outlet)			
503-0311	1	Clamp, Hose			
140-1075	1	Elbow, Air Inlet			
140-1067	1	Bracket, Air Cleaner			
503-0004	1	Clamp, Hose			
167-1524	2	Lead, Hi Tension			
518-0176	1	Clip			
503-0582	1	Hose, Breather			
503-0171	2	Clamp, Hose			

Parts not Furnished by Onan:

Oil Gauge,  
Rope Sheave

## SPECIAL PARTS LIST FOR MODEL

SPEC

FOR STANDARD PARTS REFER TO CATALOG 927-0404

KEY NO. 2

OPTIONAL GROUPS IN CATALOG ARE LISTED BY GROUP NO. BELOW WHEN USED.

PART NO.	QTY.	DESCRIPTION	PART NO.	QTY.	DESCRIPTION
Group 414		Vacu flo Cooling			
Group -15		Gas Fuel System			
102-0707	1	Base, Oil			
123-0694	1	Cap and Indicator, Oil Fill			
123-0674	1	Tube, Oil Fill			
149-0136	1	Cover, Fuel Pump			
510-0015	10	Ball, Fly-Governor			
134-0564	1	Scroll, Blower Housing			
134-0753	1	Wheel, Blower			
517-0109	1	Plug, Blower Houser			
517-0021	1	Button, Dot, Blower Housing			
191-0305	1	Brace, Alternator Bracket			
134-1653	1	Housing, Blower			
517-0035	1	Button, Dot			
502-0005	1	Elbow, Female			
193-0005	1	Gauge, Oil			
154-0906	1	Muffler, Exhaust			
505-0618	1	Cap, Pipe (1½")			
154-0973	2	Gasket, Exhaust Muffler			
141-0726	1	*Carburetor			
141-0713	1	#Needle, Idle Adjusting			

\* - Same as carburetor listed in Group 31  
except parts marked #.

SPECIAL PARTS LIST FOR MODEL CCKB-MS SPEC 2512H  
FOR STANDARD PARTS REFER TO CATALOG 927-0404 KEY NO. 2  
OPTIONAL GROUPS IN CATALOG ARE LISTED BY GROUP NO. BELOW WHEN USED.

PART NO.	QTY.	DESCRIPTION	PART NO.	QTY.	DESCRIPTION
----------	------	-------------	----------	------	-------------

123-0694	1	Cap and Indicator, Oil Fill			
123-0674	1	Tube, Oil Fill			
155-0906	1	Muffler, Exhaust			
154-0973	2	Gasket, Exhaust Muffler			

## SPECIAL PARTS LIST FOR MODEL

SPEC

FOR STANDARD PARTS REFER TO CATALOG 927-0404

KEY NO. 2

OPTIONAL GROUPS IN CATALOG ARE LISTED BY GROUP NO. BELOW WHEN USED.

PART NO.	QTY.	DESCRIPTION	PART NO.	QTY.	DESCRIPTION
Group -15		Gas Fuel System			
Group -21		Solenoid Shift Starter			
Group -22		Variable Speed Governor			
110-2358	1	Block Assembly, Cylinder			
110-1000	2	Seat, Intake Valve			
110-1037	2	Valve, Intake			
110-0893	2	Retainer, Intake Valve			
110-1283	1	Cover, Timing			
105-0234	1	Camshaft			
160-0791	1	Cam, Timing Control			
516-0144	4	Pin, Roll			
160-0789	2	Weight Assembly, Timing Control			
516-0146	2	Groove Pin, Timing Control			
160-0727	1	Spring, Timing Control			
160-0726	1	Retainer, Timing Control			
518-0185	2	Ring, Timing Control Retainer			
160-0751	1	Stator, Magneto (Complete)			
160-0750	1	Coil Magnetor Stator			
160-0749	1	Pole Shoe, Magneto Stator			
508-0002	1	Grommet, Magneto Lead			
332-0273	1	Clip, Magneto Lead			
167-1404	1	Lead, Hi Tension (19")			
167-1403	1	Lead, Hi Tension (16 3/4")			
160-0948	1	Flywheel (Includes Ring Gear and Magnets)			
149-0136	1	Cover, Fuel Pump			
508-0095	2	Grommet, Rubber			
154-0918	1	Manifold, Intake			
141-0726	1	*Carburetor			
134-1836	1	Housing, Blower			
502-0005	1	Elbow			
193-0031	1	Clamp, Oil Gauge			
193-0005	1	Gauge, Oil			
134-2134	1	Housing, Cylinder Air R/H			
313-0018	1	Button, Stop			
150-1073	1	Bracket, Governor			
134-2131	1	Baffle, Air			
141-0713	1	#Needle, Idle Adjusting			

\* - Same as carburetor listed in Group 31 except parts marked #.

SPECIAL PARTS LIST FOR MODEL CCKB-MS SPEC 2516H  
 FOR STANDARD PARTS REFER TO CATALOG 927-0404 KEY NO. 2  
 OPTIONAL GROUPS IN CATALOG ARE LISTED BY GROUP NO. BELOW WHEN USED.

PART NO.	QTY.	DESCRIPTION	PART NO.	QTY.	DESCRIPTION
Group -4		Flywheel Alternator (Wico)			
Group-13		Top Mounted Engine Control			
Group-21		Solenoid Shift Starter			
104-0699	1	Crankshaft			
102-0653	1	Base, Oil			
123-0679	1	Tube, Oil Fill			
134-2134	1	Housing, Cylinder Air R/H			
134-2036	1	Housing, Blower			
153-0327	1	Bracket, Choke Arm			
518-0176	1	Clip, Choke Cable			
155-0906	1	Muffler, Exhaust			
154-0973	2	Gasket, Exhaust Muffler			
505-0618	1	Cap, Pipe			
134-2131	1	Baffle, Air			



**Power  
Generation**



**Power  
Generation**

SPECIAL PARTS LIST FOR MODEL CCKB-MS SPEC 2521H  
FOR STANDARD PARTS REFER TO CATALOG 927-0404 KEY NO. 2  
OPTIONAL GROUPS IN CATALOG ARE LISTED BY GROUP NO. BELOW WHEN USED.

PART NO.	QTY.	DESCRIPTION	PART NO.	QTY.	DESCRIPTION
Group +3		Alternator-Top Mounted			
123-0679	1	Tube, Oil Fill			
167-1491	2	Lead, Hi Tension			
134-1719	1	Housing, Blower			
193-0005	1	Gauge, Oil			
502-0005	1	Elbow, Inverted Male			
191-0639	1	Baffle, Alternator			
511-0090	1	Belt, Alternator			
134-1644	1	Housing, Cylinder Air L/H			
134-2002	1	Housing, Cylinder Air R/H			
154-0998	1	Manifold, Exhaust			
154-0973	2	Gasket, Exhaust Manifold			

MODEL CCKB-MS SPEC. 2524H

**SUPPLEMENTARY PARTS LIST 900- 43 (per above model and spec.)**  
**Parts listed below apply to the above model. Use these parts in**  
**place of ( or in addition to ) the parts listed for Parts Key 2**  
**in the standard parts catalog No. 927-404**

PART NO.	QUAN.	DESCRIPTION
NOTE: Optional Top Mounted Alternator Group in Main Parts Catalog applies to this Engine.		
141-0689	1	Carburetor Assembly, Gasoline (Manual Choke)
134-1644	1	Housing, Cylinder Air - Left
134-2002	1	Housing, Cylinder Air - Right
103-0380	1	Cover Assembly, Gear
509-0123	1	Seal, Crankshaft Oil
509-0110	1	Seal, Dust - Bearing Plate
113-0152	2	Ring Set, Piston
509-0134	2	Seal, Valve Stem Oil
102-0412	1	Base, Oil
110-0893	2	Washer Spring, Retainer - Exhaust Valve
502-0313	1	Elbow, Street 90° (Fuel Pump Inlet)
150-0635	1	Arm, Governor
134-2632	1	Flywheel, Blower - Includes Ring Gear
309-0010	1	Switch, Oil Pressure
134-1719	1	Housing Assembly, Blower
153-0327	1	Bracket, Choke Arm
140-0645	1	Adapter, Air Cleaner
517-0009	1	Button, Dot (Blower Housing)
110-1827	2	Guide, Intake Valve
110-0902	2	Guide, Exhaust Valve
110-1904	1	Block Assembly, Cylinder
104-0486	1	Crankshaft
104-0170	1	Screw, Flywheel Mounting
120-0648	1	Cup, Oil Intake
123-0527	1	Indicator & Cap Assembly, Oil
150-0698	1	Spring, Governor
509-0105	1	Seal, Oil (Outer) - Gear Cover
509-0126	1	Seal, Oil (Inner) - Gear Cover
502-0058	1	Tee, Oil Pressure Switch
526-0208	18	Washer, Flat - Cylinder Head
167-1491	2	Cable, Spark Plug - Includes Rubber Coil Nipple
191-0639	1	Baffle, Air - Alternator
191-0511	1	Motor Assembly, Starting
518-0176	1	Clip, Choke Cable
112-0136	2	Piston and Pin Assembly (Includes Retaining Rings)
114-0203	2	Rod Assembly, Connecting
Parts Not Furnished By ONAN: Oil Pressure Gauge, Rope Sheave, Muffler, V-Belt for Alternator, Air Cleaner		

**SPECIAL PARTS LIST FOR MODEL** CCKB-MS **SPEC** 2529H  
**FOR STANDARD PARTS REFER TO CATALOG** 927-0404 **KEY NO.** 2  
**OPTIONAL GROUPS IN CATALOG ARE LISTED BY GROUP NO. BELOW WHEN USED.**

PART NO.	QTY.	DESCRIPTION	PART NO.	QTY.	DESCRIPTION
Group - 1		Alternator Left Side Mountg.			
Group - 8		Spin on Oil Filter			
Group -14		Vacu flo Cooling			
Group -21		Solenoid Shift Starter			
110-1860	1	Block Assembly, Cylinder			
104-0806	1	Crankshaft			
134-2131	1	Baffle, Air			
191-0305	1	Brace, Alternator			
134-2424	1	Housing, Cylinder Air R/H			
150-0755	1	Arm, Governor Front Pull			
134-1653	1	Housing, Blower			
517-0035	1	Button, Dot			
502-0005	1	Elbow, Female			
517-0021	1	Button, Dot			
193-0005	1	Gauge, Oil			
154-0998	1	Manifold, Exhaust			
154-0973	2	Gasket, Exhaust Manifold			
505-0329	1	Cap, Pipe			
134-0564	1	Scroll, Blower Housing			
134-0753	1	Wheel, Blower			
150-0698	1	Spring, Governor			

SPECIAL PARTS LIST FOR MODEL CCKB-MF SPEC 2547H  
FOR STANDARD PARTS REFER TO CATALOG 927-0404 KEY NO. 2  
OPTIONAL GROUPS IN CATALOG ARE LISTED BY GROUP NO. BELOW WHEN USED.

PART NO.	QTY.	DESCRIPTION	PART NO.	QTY.	DESCRIPTION
----------	------	-------------	----------	------	-------------

Group - 1		Alternator, Left Side Mtg.			
Group -12		Rockford Clutch			
Group -22		Variable Speed Governor			

104-0344	1	Crankshaft			
150-0639	2	Joint, Ball			
167-1483	1	Lead, Hi Tension #2 Cyl.			
167-1489	1	Lead, Hi Tension #1 Cyl.			

## SPECIAL PARTS LIST FOR MODEL

CCKB-MS

SPEC

2549H

FOR STANDARD PARTS REFER TO CATALOG

927-0404

KEY NO.

2

OPTIONAL GROUPS IN CATALOG ARE LISTED BY GROUP NO. BELOW WHEN USED.

PART NO.	QTY.	DESCRIPTION	PART NO.	QTY.	DESCRIPTION
Group - 1		Alternator Left Mounting			
Group - 8		Spin On Oil Filter			
Group - 13		Top Mounted Engine Control			
110-2375	1	Block Assembly, Cylinder			
110-1000	2	Seat, Intake Valve			
110-1037	2	Valve, Intake			
110-0904	2	Rotocap, Intake Valve			
307-0367	1	Solenoid, Start			
134-2323	1	Housing, Blower			
134-2057	1	Housing, Cylinder Air RH			
150-0147	1	Stud, Speed Adjusting			
140-1023	1	Adapter, Air Cleaner			
302-0062	1	Ammeter 45-0-45			

MODEL

CCKB-S

SPEC.

2594H

**SUPPLEMENTARY PARTS LIST 900- 43 (per above model and spec.)**

Parts listed below apply to the above model. Use these parts in place of ( or in addition to ) the parts listed for Parts Key 1 in the standard parts catalog No. 927-0404

PART NO.

QUAN.

DESCRIPTION

NOTE: This engine has OPTIONAL full flow oil filter and low oil pressure switch.

102-0688	1	Base, Oil
104-0486	1	Crankshaft
110-1957	1	Block Assy., Cyl. (Incl. Bearings, Guides & Seats)
105-0238	1	Camshaft (Includes Center Pin)
120-0413	1	Intake, Oil Pump (Incl. Cup, Screen & Pipe)
123-0506	1	Cap & Indicator, Oil Fill
509-0123	1	Seal, Bearing Plate
509-0110	1	Seal, Dust - Bearing Plate
509-0090	2	Seal, Valve Stem Oil
509-0105	1	Seal, Gear Cover - Outer (Dust)
509-0126	1	Seal, Gear Cover - Inner (Oil)
103-0380	1	Gear Cover Assy., - Complete
113-0152	2	Ring Set, Piston
134-2625	1	Flywheel
104-0369	1	Screw, Flywheel Mounting
526-0185	1	Washer, Flywheel Mounting Screw
150-0698	1	Spring, Governor
150-0635	1	Bracket, Governor Spring
153-0327	1	Bracket, Manual Choke
518-0176	1	Clip, Choke Cable
134-2306	1	Housing, Blower
150-1021	1	Lever, Throttle Control
166-0444	1	Bracket Assy., Ignition Coil & Throttle Control Lever
167-1500	1	Cable, Spark Plug (Short) - R.H. (Complete)
167-1501	1	Cable, Spark Plug (Long) - L.H. (Complete)
167-0229	2	Clip, Spark Plug Cable
160-0558	2	Nipple, Rubber - Coil (Incl. in Cable Assy.)
166-0250	2	Cover, Spark Plug (Incl. in Cable Assy.)
166-0253	2	Spring, Contact - Spark Plug (Incl. in Cable Assy.)
166-0346	1	Coil, Ignition
503-0514	1	Clamp, Ignition Coil
140-1023	1	Adapter, Air Cleaner
515-0202	1	Key, Crankshaft Stub
134-2237	1	Housing, Cylinder Air
517-0009	1	Button, Dot - Blower Housing
110-0902	2	Guide, Valve (Exhaust)
110-1827	2	Guide, Valve (Intake)
502-0313	1	Elbow, Fuel Pump Inlet



Power  
Generation



Power  
Generation

MODEL CCKB-S SPEC. 2594H

**SUPPLEMENTARY PARTS LIST 900- 43 (per above model and spec.)**  
Parts listed below apply to the above model. Use these parts in  
place of ( or in addition to ) the parts listed for Parts Key 1  
in the standard parts catalog No. 927-0404

PART NO.	QUAN.	DESCRIPTION
505-0057	1	Plug, Oil Gauge Hole  Not Furnished by ONAN:  Air Cleaner Rope Sheave Oil Gauge Muffler

## SPECIAL PARTS LIST FOR MODEL

GCKB-MS

SPEC

2620H

FOR STANDARD PARTS REFER TO CATALOG

927-0404

KEY NO.

2

OPTIONAL GROUPS IN CATALOG ARE LISTED BY GROUP NO. BELOW WHEN USED.

PART NO.	QTY.	DESCRIPTION	PART NO.	QTY.	DESCRIPTION
Group - 8		Spin On Oil Filter			
Group - 19		High Profile Breaker Box			
Group - 21		Solenoid Shift Starter			
110-1957	1	Block Assembly, Cylinder			
110-1827	2	Guide, Intake Valve			
509-0123	1	Seal, Crankshaft Oil			
509-0110	1	Seal, Dust			
105-0140	1	Camshaft			
113-0152	2	Ring Set, Piston			
114-0145	4	Bearing, Connecting Rod			
102-0667	1	Base, Oil			
134-2131	1	Baffle, Air-Starter			
509-0090	2	Seal, Valve Stem Oil			
103-0381	1	Gearcase Assembly			
149-1063	1	Baffle, Fuel Pump			
150-0635	1	Bracket, Governor			
150-0698	1	Spring, Governor			
134-2424	1	Housing, Cylinder Air RH			
154-1116	1	Manifold, Intake			
150-0639	2	Joint, Ball			
520-0187	1	Stud, Governor Adjusting			
154-1024	1	Manifold, Exhaust			
154-0973	2	Gasket, Exhaust Manifold			
134-2258	1	Housing, Blower			
150-1339	1	Bracket, Governor			
150-1021	1	Lever, Throttle Control			
509-0035	1	"O" Ring			
167-1552	1	Lead, Hi Tension			
167-1551	1	Lead, Hi Tension			
134-2388	1	Flywheel (Includes Ring Gear)			

Parts Not Furnished by Onan

Oil Gauge

Rope Sheave

Power  
GenerationPower  
Generation

SPECIAL PARTS LIST FOR MODEL

CCKB-MS

SPEC

2633H

FOR STANDARD PARTS REFER TO CATALOG

927-0404

KEY NO.

2

OPTIONAL GROUPS IN CATALOG ARE LISTED BY GROUP NO. BELOW WHEN USED.

PART NO.	QTY.	DESCRIPTION	PART NO.	QTY.	DESCRIPTION
Group - 4		Flywheel Alternator (WICO)			
Group - 15		Gas Fuel System			
102-0653	1	Base, Oil			
110-0893	2	Retainer, Valve Spring			
307-0367	1	Solenoid, Start			
149-0136	1	Cover, Fuel Pump Hole			
134-2020	1	Housing, Blower			
141-0726	1 *	Carburetor			
154-0918	1	Manifold, Intake			
150-0639	2	Joint, Ball			
520-0187	1	Stud, Governor Adjusting			
141-0713	1	#Needle, Idle Adjusting			

\* - Same as carburetor listed in Group 31  
except parts marked #.

SPECIAL PARTS LIST FOR MODEL

CCKB-MS

SPEC

2667H

FOR STANDARD PARTS REFER TO CATALOG

927-0404

KEY NO.

2

OPTIONAL GROUPS IN CATALOG ARE LISTED BY GROUP NO. BELOW WHEN USED.

PART NO.	QTY.	DESCRIPTION	PART NO.	QTY.	DESCRIPTION
Group - 1		Alternator Left Side Mtg.			
Group - 20		Thermo Magnetic Choke			
Group - 21		Solenoid Shift Starter			
Group - 22		Variable Speed Governor			
Group - 28		Carburetor (141-0690)			
134-2131	1	Baffle, Air-Starter			
134-2134	1	Housing, Cylinder Air RH			
154-0918	1	Manifold, Intake			
167-1483	1	Lead, Hi Tension #2 Cyl.			
167-1489	1	Lead, Hi Tension #1 Cyl.			

# 900-0043

## Supplementary Parts List

### for

**Model** CCKB-MS **Spec** 2671 H

**Standard Parts Catalog** 927-0404 **Parts Key** 2

Parts Listed Below Apply to the Above Model. Use These Parts in Place of (or in Addition to) the Parts Listed in the Standard Parts Catalog.

PART NO.	QUAN.	DESCRIPTION
NOTE: This Model has a Flywheel Charging Alternator - 12 Volt (Components listed as Optional Equipment (Spec G & H) in Parts Catalog except for flywheel)		
110-1904	1	Block Assembly, Cylinder (Includes Bearings, Guides, & Seats)
509-0090	2	Seals, Valve Stem Oil
104-0488	1	Crankshaft
102-0653	1	Base, Oil
120-0648	1	Cup, Oil Pump Intake (Includes Pipe, Screen, & Cup)
123-0527	1	Cap and Indicator, Oil Fill
503-0582	1	Hose, Breather
154-0951	1	Manifold, Intake
154-1549	1	Manifold, Exhaust
145-0398	1	Adapter, Carburetor Air Inlet
140-0921	1	Gasket, Air Horn
518-0176	1	Clip, Choke Cable
153-0327	1	Bracket, Choke Cable
134-1895	1	Flywheel (Includes Ring Gear)
191-0790	1	Starter - 12 Volt - (Components listed as Optional Equipment in Parts Catalog)
134-2121	1	Housing, Blower
134-2134	1	Housing, Cylinder Air - R/Hand
152-0041	1	Washer, Spring Tension - Vari Speed Governor
152-0083	1	Arm, Speed Control - Vari Speed Governor
152-0184	1	Spacer - Vari Speed Governor
152-0186	1	Bracket, Governor Mounting - Vari Speed Governor

NOTE: Parts Not Furnished by Onan-  
 Air Cleaner  
 Rope Sheave  
 Oil Gauge

MODEL CCKB-S

SPEC. 2676H

**SUPPLEMENTARY PARTS LIST 900- 43 (per above model and spec.)**  
**Parts listed below apply to the above model. Use these parts in**  
**place of ( or in addition to ) the parts listed for Parts Key <sup>1</sup>**  
**in the standard parts catalog No. 927-0404**

PART NO.	QUAN.	DESCRIPTION
		NOTE: This engine has optional full flow oil filter and low oil pressure switch.
110-1957	1	Block Assy., Cyl. (Incl. Bearings, Guides & Seats)
104-0468	1	Crankshaft
102-0688	1	Base, Oil
120-0413	1	Cup, Oil Pump Intake (Incl. Cup, Screen & Pipe)
123-0506	1	Cap & Indicator, Oil Fill
509-0090	2	Seal, Valve Stem Oil
105-0238	1	Camshaft (Includes Center Pin)
509-0123	1	Seal, Bearing Plate
509-0110	1	Seal, Dust (Bearing Plate)
113-0152	2	Ring Set, Piston
502-0313	1	Elbow, Fuel Pump Inlet
134-2237	1	Housing, Cylinder Air (Right)
150-0698	1	Spring, Governor
103-0380	1	Gear Cover Assy., - Complete
140-1023	1	Adapter, Air Cleaner
134-2555	1	Flywheel
134-1889	1	Guard, Blower Wheel (Rotating)
153-0327	1	Bracket, Choke Cable
518-0176	1	Clip, Choke Cable
509-0105	1	Seal, Gear Cover - Outer (Dust)
509-0126	1	Seal, Gear Cover - Inner (Oil)
110-0902	2	Guide, Valve (Exhaust)
110-1827	2	Guide, Valve (Intake)
150-1021	1	Lever, Throttle Control
166-0444	1	Bracket Assembly, Ignition Coil & Throttle Control Lever
134-2862	1	Housing, Blower
167-1501	1	Cable Assy., Spark Plug (Long) - L.H. (Complete)
167-1500	1	Cable Assy., Spark Plug (Short) - R.H. (Complete)
167-0229	2	Clip, Spark Plug Cable
160-0558	2	Nipple, Rubber - Coil (Incl. in Cable Assy.)
166-0250	2	Cover, Spark Plug (Incl. in Cable Assy.)
166-0253	2	Spring, Contact - Spark Plug (Incl. in Cable Assy.)
505-0057	1	Plug, Oil Gauge Hole
104-0369	1	Screw, Flywheel Mounting
526-0185	1	Washer, Flywheel Mounting Screw
150-0635	1	Bracket, Governor Spring

MODEL CCKB-SSPEC. 2676H

**SUPPLEMENTARY PARTS LIST 900- 43 (per above model and spec.)**  
Parts listed below apply to the above model. Use these parts in place of ( or in addition to ) the parts listed for Parts Key 1 in the standard parts catalog No. 927-0404

PART NO.	QUAN.	DESCRIPTION
166-0346	1	Coil, Ignition
503-0514	1	Clamp, Ignition Coil
515-0202	1	Key, Crankshaft Stub
812-0125	3	Screw, Blower Guard Mounting
850-0035	3	Washer, Blower Guard Mounting
526-0006	3	Washer, Blower Guard Mounting
NOTE: Parts Not Furnished by ONAN: Oil Gauge, Rope Sheave Air Cleaner Muffler		

MODEL CCKB-MS SPEC. 2679H

**SUPPLEMENTARY PARTS LIST 900- 43 (per above model and spec.)**  
**Parts listed below apply to the above model. Use these parts in**  
**place of ( or in addition to ) the parts listed for Parts Key 2**  
**in the standard parts catalog No. 927-0454**

PART NO.	QUAN.	DESCRIPTION
110-1957	1	Block Assembly, Cylinder (Includes Bearing Plate, Bearings, Guides and Seats)
104-0785	1	Crankshaft
102-0457	1	Base, Oil
120-0648	1	Intake, Oil Cup
123-0527	1	Cap & Indicator, Oil Fill
509-0090	2	Seal, Valve Stem Oil
105-0140	1	Camshaft (Includes Center Pin)
509-0110	1	Seal, Dust (Bearing Plate)
509-0123	1	Seal, Bearing Plate
113-0152	2	Ring Set, Piston
114-0145	4	Bearing, Connecting Rod
110-0902	2	Guide, Valve - (Exhaust)
110-1827	2	Guide, Valve - (Intake)
509-0105	1	Seal, Gear Cover - (Outer)
509-0126	1	Seal, Gear Cover - (Inner)
149-1063	1	Baffle, Fuel Pump
103-0380	1	Cover Assembly, Gear (Complete)
134-2388	1	Flywheel (Includes Ring Gear)
160-0928	1	Box, Breaker
160-0723	1	Plunger, Breaker Box
160-0931	1	Guide, Plunger (Breaker Box)
160-0929	1	Bushing, Breaker Box
150-0698	1	Spring, Governor
154-1116	1	Manifold, Intake
505-0057	1	Plug, Pipe (1/8) - Intake Manifold
154-1024	1	Manifold, Exhaust
154-0973	2	Gasket, Exhaust Manifold
134-2850	1	Housing, Blower
150-1021	1	Lever, Throttle Control
150-1339	1	Bracket Assembly, Ignition Coil & Throttle Control Lever
166-0535	1	Coil, Ignition
167-1551	1	Cable, Spark Plug (Short)
167-1552	1	Cable, Spark Plug (Long)
509-0035	1	"O" Ring, Spark Plug Cable
134-2424	1	Housing Cylinder Air (Right)
134-2131	1	Baffle, Air
123-0732	1	Tube, Breather Connector
191-0930	1	Starter, Solenoid Shift
122-0323	1	Filter, Oil

MODEL

CCKB-MS

SPEC.

2679H

**SUPPLEMENTARY PARTS LIST 900- 43 (per above model and spec.)**

Parts listed below apply to the above model. Use these parts in place of ( or in addition to ) the parts listed for Parts Key 2 in the standard parts catalog No. 927-0404

PART NO.	QUAN.	DESCRIPTION
122-0320	1	Adapter, Oil Filter Mounting
122-0321	1	Gasket, Oil Filter Adapter
122-0345	1	Line, Oil Drain
122-0347	1	Seal, Air (Oil Filter)
NOTE: Parts Not Furnished by ONAN:		
Oil Gauge		
Rope Sheave		
Air Cleaner		
Blower Housing Grille		

SPECIAL PARTS LIST FOR MODEL

CCKB-MS

SPEC

2688H

FOR STANDARD PARTS REFER TO CATALOG

927-0404

KEY NO.

2

OPTIONAL GROUPS IN CATALOG ARE LISTED BY GROUP NO. BELOW WHEN USED.

PART NO.	QTY.	DESCRIPTION	PART NO.	QTY.	DESCRIPTION
Group - 14		Vacu Flo Cooling			
Group - 20		Thermo Magnetic Choke			
Group - 28		Carburetor (141-0690)			
123-0694	1	Cap Indicator, Oil Fill			
123-0674	1	Tube, Oil Fill			
150-1016	1	Arm, Governor			
134-0753	1	Wheel, Blower			
134-0564	1	Scroll, Blower Housing			
517-0035	1	Button, Dot			
150-0698	1	Spring, Governor			
150-0096	1	Stud, Governor Adjusting			
134-1953	1	Housing, Blower			
167-1483	1	Lead, Hi Tension #2 Cyl.			
167-1489	1	Lead, Hi Tension #1 Cyl.			
154-1051	1	Manifold, Intake			
154-0998	1	Manifold, Exhaust			
505-0329	1	Cap, Pipe			
154-0973	2	Gasket, Exhaust Manifold Mtg.			
502-0003	1	Connector, Inverted Male			
309-0237	2	Switch, Oil Pressure			
193-0171	1	Bracket, Fitting			
505-0057	1	Plug, 1/8 Pipe			
502-0058	1	Tee, Pipe			

Parts Not Furnished By Onan  
Oil Gauge

SPECIAL PARTS LIST FOR MODEL

CCKB-S

SPEC

27J1H

FOR STANDARD PARTS REFER TO CATALOG

927-0404

KEY NO.

1

OPTIONAL GROUPS IN CATALOG ARE LISTED BY GROUP NO. BELOW WHEN USED.

PART NO.	QTY.	DESCRIPTION	PART NO.	QTY.	DESCRIPTION
----------	------	-------------	----------	------	-------------

Group - 22		Variable Speed Governor			
------------	--	-------------------------	--	--	--

110-2358	1	Block Assembly, Cylinder			
----------	---	--------------------------	--	--	--

110-1037	2	Valve, Intake			
----------	---	---------------	--	--	--

110-0904	2	Rotocap, Intake Valve			
----------	---	-----------------------	--	--	--

110-1000	2	Seat, Valve-Intake			
----------	---	--------------------	--	--	--

## SPECIAL PARTS LIST FOR MODEL

CCKB-MS

SPEC

2719J

FOR STANDARD PARTS REFER TO CATALOG 927-0404

KEY NO. 2

OPTIONAL GROUPS IN CATALOG ARE LISTED BY GROUP NO. BELOW WHEN USED.

PART NO.	QTY.	DESCRIPTION	PART NO.	QTY.	DESCRIPTION
104-0907	1	Crankshaft			
509-0123	1	Seal, Crankshaft Oil			
509-0110	1	Seal, Dust			
105-0140	1	Camshaft			
114-0145	4	Bearing, Connecting Rod			
102-0387	1	Base, Oil			
191-0511	1 *	Starter			
134-0670	1	Baffle, Air-Starter			
103-0514	1	Gearcase-Complete			
123-0527	1	Cap & Indicator, Oil Fill			
123-0508	1	Tube, Oil Fill			
509-0107	1	Seal, Oil (Gearcase)			
509-0097	1	Seal, Oil (Gearcase)			
149-1063	1	Baffle, Fuel Pump			
134-1210	1	Flywheel (Includes Ring Gear)			
501-0127	1	Line, Oil			
502-0020	1	Elbow			
508-0008	1	Grommet, Oil Line			
134-1664	1	Housing, Blower			
167-0229	2	Clip, Wire			
167-1500	1	Lead, Hi Tension #1 Cyl.			
167-1409	1	Lead, Hi Tension #2 Cyl.			
166-0346	1	Coil, Ignition			
503-0514	1	Clamp, Coil			
166-0444	1	Bracket, Coil Mtg.			
150-1021	1	Lever, Throttle Control			
150-0635	1	Bracket, Governor			
150-0698	1	Spring, Governor			
154-1116	1	Manifold, Intake			
149-1097	1	Line, Fuel			
154-1024	1	Manifold, Exhaust			
154-0973	2	Gasket, Exhaust Manifold			
140-1087	1	Gasket, Air Cleaner			
140-0971	1	Adapter, Air Cleaner			
134-1552	1	Housing, Cylinder Air RH			
150-0639	2	Joint, Ball			
520-0187	1	Stud, Governor Adjusting			
191-0508	1	Flange, Starter Mounting			

Parts Not Furnished By Onan  
Air Cleaner

\* - Spec G and H Starter used. Breakdown in PTC

## SPECIAL PARTS LIST FOR MODEL

CCKB-MS

SPEC

2720J

FOR STANDARD PARTS REFER TO CATALOG

927-0404

KEY NO.

2

OPTIONAL GROUPS IN CATALOG ARE LISTED BY GROUP NO. BELOW WHEN USED.

PART NO.	QTY.	DESCRIPTION	PART NO.	QTY.	DESCRIPTION
110-1904	1	Block Assembly, Cylinder			
110-1827	2	Guide, Valve			
104-0883	1	Crankshaft			
509-0123	1	Seal, Crankshaft			
509-0110	1	Seal, Dust			
105-0140	1	Camshaft			
113-0152	2	Ring Set, Piston			
114-0145	4	Bearing, Rod			
509-0090	2	Seal, Valve Stem Oil			
102-0387	1	Base, Oil			
191-0511	1	* Starter			
134-0670	1	Baffle, Air-Starter			
191-0508	1	Flange, Starter Mounting			
103-0477	1	Gearcase (Complete)			
134-0599	1	Clip, Cylinder Air Housing			
149-1063	1	Baffle, Fuel Pump			
123-0527	1	Cap & Indicator, Oil Fill			
123-0508	1	Tube, Oil Fill			
134-2388	1	Flywheel (Includes Ring Gear)			
501-0167	1	Line, Oil			
502-0020	1	Elbow 1/8			
502-0020	1	Elbow-Fuel Pump			
509-0105	1	Seal-Gearcase			
509-0126	1	Seal-Gearcase			
150-0635	1	Bracket, Governor			
508-0155	1	Grommet, Oil Line			
149-1097	1	Line, Fuel			
150-0698	1	Spring, Governor			
154-1116	1	Manifold, Intake			
154-1024	1	Manifold, Exhaust			
154-0973	2	Gasket, Exhaust Manifold			
154-1302	1	Gasket, Air Cleaner			
150-0639	2	Joint, Ball			
520-0187	1	Stud, Governor Adjusting			
134-1552	1	Housing, Cylinder Air RH			
140-1304	1	Adapter, Air Cleaner			
134-1966	1	Housing, Blower			
167-0229	2	Clip, Wire			
167-1501	1	Lead, Hi Tension #1 Cyl.			
167-1500	1	Lead, Hi Tension #2 Cyl.			
166-0444	1	Bracket, Coil Mounting			
150-1021	1	Lever, Throttle Control			
166-0346	1	Coil, Ignition			

Parts Not Furnished By Onan

Air Cleaner, Blower Housing Grille

Spec G and H starter used. Breakdown in PTC



## SPECIAL PARTS LIST FOR MODEL

CCKB-S

SPEC

2726J

FOR STANDARD PARTS REFER TO CATALOG

927-0404

KEY NO.

1

OPTIONAL GROUPS IN CATALOG ARE LISTED BY GROUP NO. BELOW WHEN USED.

PART NO.	QTY.	DESCRIPTION	PART NO.	QTY.	DESCRIPTION
Note: This Model Is Equipped With A Spark Advance Mechanism And Full Flo Oil Filter.			167-1501	1	Cable, Spark Plug #1 Cyl
110-1827	2	Guide, Valve - Intake	167-1500	1	Cable, Spark Plug #2. Cyl
110-1957	1	Block Assembly, Cylinder (Includes Bearings, Guides And Seats)	167-0229	2	Support, Spark Plug Cable
104-0872	1	Crankshaft	160-1135	1	Box, Breaker (Complete)
102-0688	1	Base, Oil	160-0723	1	Plunger, Breaker Box
120-0413	1	Intake, Oil Pump (Includes Pipe, Cup And Screen)	160-1041	1	Bushing, Breaker Box
123-0506	1	Cap And Indicator, Oil Fill	160-1040	1	"O" Ring - Breaker Box
309-0237	1	Switch, Low Oil Pressure	160-0931	1	Guide, Breaker Box Plunge
122-0345	1	Tube, Oil Drain	160-0261	1	Wick, Breaker Box
509-0090	2	Seal, Valve Stem Oil	Parts Not Furnished By Onan:		
509-0105	1	Seal, Gear Cover (Outer)	Air Cleaner		
509-0126	1	Seal, Gear Cover (Inner)	Flywheel Cap. Screw Guard		
105-0295	1	Camshaft (Includes Center Pin And Spark Advance Mechanism Pins)	Rope Sheave		
140-1023	1	Adapter, Air Cleaner			
154-0951	1	Manifold, Intake			
153-0327	1	Bracket, Choke			
518-0176	1	Clip, Cable - Choke			
134-2555	1	Wheel, Blower			
134-1889	1	Screen, Rotating			
134-2862	1	Housing, Blower			
103-0477	1	Cover, Gear Case (Complete)			
140-1302	1	Gasket, Air Cleaner Adapter			
134-2237	1	Housing, Cylinder Air (R/H)			
150-0698	1	Spring, Governor			
150-1021	1	Lever, Throttle Control			
166-0346	1	Coil Battery Ignition			
304-0060	1	Resistor, Ignition			
304-0014	2	Washer, Resistor Mounting			
304-0610	1	Support, Resistor Terminal			
166-0402	1	Bracket, Coil Mounting			
526-0179	1	Washer #10 - Resistor Mounting			
854-0010	1	Washer IT Shakeproof (10-32) Resistor Mounting			
813-0112	1	Screw, Resistor Mounting (10-32 X 2-1/2")			
870-0053	1	Nut, Resistor Screw Mounting (10-32)			
503-0514	1	Clamp, Hose - Coil Mounting			
160-0558	2	Nipple, Rubber Coil			

**SPECIAL PARTS LIST FOR MODEL** CCKB-S **SPEC** 2729J  
**FOR STANDARD PARTS REFER TO CATALOG** 927-0404 **KEY NO.** 1  
**OPTIONAL GROUPS IN CATALOG ARE LISTED BY GROUP NO. BELOW WHEN USED.**

PART NO.	QTY.	DESCRIPTION	PART NO.	QTY.	DESCRIPTION
----------	------	-------------	----------	------	-------------

Note: This Model Is Equipped With A Spark Advance Mechanism

110-1827	2	Guide, Valve - Intake
110-1904	1	Block Assembly, Cylinder (Includes Bearing, Guides And Seats)
104-0872	1	Crankshaft
102-0688	1	Base, Oil
120-0413	1	Intake, Oil Pump (Includes Cup, Pipe & Screen
123-0506	1	Cap & Indicator, Oil Fill
509-0090	2	Seal, Valve Stem Oil
509-0105	1	Seal, Gear Cover (Outer)
509-0126	1	Seal, Gear Cover (Inner)
105-0295	1	Camshaft (Includes Center Pin And Spark Advance Mechanism Pins)
154-0951	1	Manifold, Intake
153-0327	1	Bracket, Choke
518-0176	1	Clip, Cable - Choke
140-1023	1	Adapter, Air Cleaner
140-1302	1	Gasket, Air Cleaner Adapter
103-0477	1	Cover, Gear Case (Complete)
150-0698	1	Spring, Governor
150-0635	1	Bracket, Governor
150-1021	1	Lever, Throttle Control
134-2625	1	Wheel, Blower
134-2405	1	Housing, Blower
166-0346	1	Coil, Ignition
503-0514	1	Clamp, Coil Mounting
160-0588	2	Nipple, Rubber - Coil
167-1501	1	Cable, Spark Plug #1 Cylinder
167-1500	1	Cable, Spark Plug #2 Cylinder
167-0229	2	Support, Spark Plug Cable
166-0402	1	Bracket, Coil Mounting
304-0060	1	Resistor, Ignition
304-0014	2	Washer, Resistor Mounting
304-0610	1	Support, Resistor Terminal
526-0179	1	Washer, Resistor Mounting #10
854-0010	1	Washer, Internal Shakeproof (#10-32)
813-0112	1	Screw, Resistor Mounting (#10-32 X 2-1/2")
870-0053	1	Nut, Resistor Screw Mounting (#10-32)
160-1135	1	Box Breaker - Complete
160-0931	1	Guide, Plunger - Breaker Box
160-0723	1	Plunger, Breaker Box

160-1041	1	Bushing, Breaker Box
160-1040	1	"O" Ring - Breaker Box

Parts Not Furnished By Onan:

Rope Sheave  
Flywheel Cap Screw Guard  
Air Cleaner

## SPECIAL PARTS LIST FOR MODEL

CCKB-MS

SPEC

2733J

FOR STANDARD PARTS REFER TO CATALOG

927-0404

KEY NO.

2

OPTIONAL GROUPS IN CATALOG ARE LISTED BY GROUP NO. BELOW WHEN USED.

PART NO.	QTY.	DESCRIPTION	PART NO.	QTY.	DESCRIPTION
Group - 8		Spin On Oil Filter			
110-1885	1	Block Assembly, Cylinder			
110-1827	2	Guide, Intake Valve			
110-1000	2	Seat, Intake Valve			
110-1037	2	Valve, Intake			
110-0904	2	Rotocap, Intake Valve			
509-0090	2	Seal, Valve Stem			
104-0880	1	Crankshaft			
160-1165	1	Bracket, Timing			
102-0770	1	Base, Oil			
505-0110	1	Plug, Oil Base			
167-0188	1	Clip, Stator			
123-1149	1	Tube, Oil Fill			
518-0178	1	Clip, Harness			
503-0582	1	Hose, Breather			
503-0171	2	Clamp, Hose			
123-0998	2	Insulator, Breather Tube			
309-0237	1	Switch, Oil Light			
134-2642	1	Flywheel (Includes Ring Gear)			
134-2871	1	Housing, Blower			
150-1385	1	Plate, Governor Control			
150-1386	1	Arm, Governor Control			
152-0197	1	Swivel, Hex			
516-0059	1	Pin, Cotter			
150-1384	1	Bracket, Governor Control			
150-0147	1	Stud, Governor Adjusting			
520-0751	1	Stud, Special-Blower Hsg.			
134-2760	1	Housing, Cylinder Air. RH			
502-0388	1	Elbow, Restricted Flow			
150-0639	2	Joint, Ball			
520-0187	1	Stud, Governor Adjusting			
153-0453	1	Bracket, Choke			
146-0398	1	Adapter, Air Inlet			
503-0004	1	Clamp, Hose			
140-1073	1	Clamp, Air Cleaner			
140-1094	1	Cover, Air Cleaner			
140-1071	1	Element			
503-0311	1	Clamp, Hose			
140-1035	1	Cover, Air Cleaner			
140-1183	1	Bracket, Air Cleaner			
140-1075	1	Elbow, Air Inlet			
508-0162	1	Grommet, Rubber			
101-0422	1	Plate, Rear Bearing			
191-1016	1	Stator, Alternator			

Parts Not Furnished By Onan

Alternator Regulator

Alternator Rectifier

Bracket

Power  
Generation

MODEL CCKB-MS

SPEC. 2736J

**SUPPLEMENTARY PARTS LIST 900- 43 (per above model and spec.)**  
**Parts listed below apply to the above model. Use these parts in**  
**place of (or in addition to ) the parts listed for Parts Key 2**  
**in the standard parts catalog No. 927-0404**

PART NO.	QUAN.	DESCRIPTION
NOTE: This model has a variable speed governor and a 20 ampere flywheel charging alternator.		
110-1904	1	Block Assembly, Cylinder (Includes Bearings, Guides and Seats)
509-0090	2	Seals, Valve Stem Oil
104-0881	1	Crankshaft
102-0759	1	Base, Oil
120-0648	1	Intake, Oil Pump (Includes Cup, Screen & Pipe)
123-0527	1	Cap and Indicator, Oil Fill
123-0508	1	Tube, Oil Fill
123-1118	1	Cap, Breather Valve
134-2791	1	Housing, Cylinder Air R/Hand
134-2892	1	Housing, Blower
134-2887	1	Wheel, Blower - Includes Ring Gear
149-0136	1	Cover, Fuel Pump Hole
154-0951	1	Manifold, Intake
502-0065	1	Elbow, Inverted 45°
518-0176	1	Clip, Cable
153-0327	1	Bracket, Choke
145-0398	1	Adapter, Carburetor Air Inlet
140-0921	1	Gasket, Air Horn
152-0186	1	Bracket, Variable Speed Governor Mtg.
152-0083	1	Arm, Speed Control
152-0184	1	Spacer, Variable Speed Control - Governor
152-0041	1	Washer, Spring Tension
154-1549	1	Manifold, Exhaust
152-0185	1	Stud, Governor - Control
191-1095	1	Stator Assembly, 20 ampere
191-1078	1	Bracket, Regulator/Rectifier
191-0938	1	Rectifier, Voltage
191-0939	1	Regulator, Voltage

NOTE: Parts Not Furnished by ONAN  
 Air Cleaner  
 Fuel Pump

**SPECIAL PARTS LIST FOR MODEL** CCKB-MF **SPEC** 2746J  
**FOR STANDARD PARTS REFER TO CATALOG** 927-0404 **KEY NO.** 2  
**OPTIONAL GROUPS IN CATALOG ARE LISTED BY GROUP NO. BELOW WHEN USED.**

PART NO.	QTY.	DESCRIPTION	PART NO.	QTY.	DESCRIPTION
110-1418	1	Block Assembly, Cylinder (Includes Bearing, Guides and Seats)			
104-0882	1	Crankshaft			
105-0251	1	Camshaft			
102-0773	1	Base, Oil			
120-0648	1	Intake, Oil Pump (Includes Cup, Screen & Pipe)			
123-0576	1	Cap & Indicator, Oil Fill			
123-0568	1	Tube, Oil Fill			
501-0027	1	Line, Oil			
502-0017	1	Connector, Oil Line			
502-0020	1	Elbow, Street - Oil Line (1/8)			
508-0084	1	Grommet, Oil Line - Blower Housing			
154-1110	1	Manifold, Exhaust			
154-0951	1	Manifold, Intake			
154-0973	2	Gasket, Exhaust Manifold			
134-2924	1	Housing, Blower			
134-1644	1	Housing, Cylinder Air-L/Hand			
134-2916	1	Housing, Cylinder Air-R/Hand			
103-0224	1	Gearcase (Complete with Oil Seal)			
134-0675	1	Wheel, Blower (Includes Ring Gear)			
104-0369	1	Screw, Flywheel Mounting			
526-0185	1	Washer, Blower Wheel			
104-0102	1	Flywheel (Includes Bearing)			
510-0020	1	Bearing (Flywheel)			
101-0372	1	Adapter, Clutch			
800-0050	4	Screw, Hex Head - Clutch Adapter Mounting			
850-0050	4	Washer, Lock - Clutch Adapter Mounting			
191-0543	1	Alternator - Top Mounted (12 Volt)			
191-0642	1	Regulator - Voltage (12 Volt) - Top Mounted			
191-0638	1	Bracket, Regulator Mounting			
191-0623	1	Pulley, Alternator			
191-0636	1	Bracket, Alternator Mounting - Top Mounted			
191-0637	1	Bracket, Alternator Mounting - Top Mounted Adjusting			
191-0639	1	Baffle, Air			
511-0090	1	Belt, Alternator			

MODEL

CCKB-MS

SPEC.

2749J

**SUPPLEMENTARY PARTS LIST 900- 43 (per above model and spec.)**  
**Parts listed below apply to the above model. Use these parts in**  
**place of ( or in addition to ) the parts listed for Parts Key 2**  
**in the standard parts catalog No. 927-0404**

PART NO.	QUAN.	DESCRIPTION
		NOTE: This model has a 35 ampere (Neg. ground) 12 Volt Alternator with Voltage Regulator
110-0915	1	Block Assembly, Cylinder (Includes Bearing, Guides and Seats)
104-0872	1	Crankshaft
102-0772	1	Base, Oil
120-0648	1	Intake, Oil Pump (Includes Cup, Screen & Pipe)
123-0694	1	Cap and Indicator, Oil Fill
191-0572	1	Alternator - 12 Volt - 35 Amp - Negative Ground
191-0537	1	Bracket, Alternator Mtg.
191-0535	1	Bracket, Alternator Mtg. Adjusting
511-0051	1	Belt, Alternator Drive
191-0623	1	Pulley, Alternator
191-0574	1	Regulator, Voltage - Alternator
134-0675	1	Wheel, Blower - Includes Ring Gear
104-0369	1	Screw, Flywheel Mtg.
134-2926	1	Housing, Blower
134-2791	1	Housing, Cylinder Air - Right/Hand
150-0635	1	Bracket, Governor
150-0698	1	Spring, Governor
150-0096	1	Stud, Governor
154-0951	1	Manifold, Intake
154-0998	1	Manifold, Exhaust
154-0973	2	Gasket, Exhaust Manifold
505-0329	1	Pipe, Cap - Exhaust Manifold

NOTE: Alternator shown as Optional Equipment in  
Parts Catalog.



**Power  
Generation**

Dated 10/10/74

Revised

Page 1

of 1



**Power  
Generation**

MODEL CCKB-MS

SPEC. 2759J

**SUPPLEMENTARY PARTS LIST 900- 43 (per above model and spec.)**

Parts listed below apply to the above model. Use these parts in place of ( or in addition to ) the parts listed for Parts Key 2 in the standard parts catalog No. 927-0404

PART NO.	QUAN.	DESCRIPTION
110-1957	1	Block Assembly, Cylinder (Includes Bearing Guides and Seats)
104-0883	1	Crankshaft
105-0140	1	Camshaft (Includes Center Pins)
102-0775	1	Base, Oil (Rear Drain)
120-0648	1	Cup, Oil Pump Intake (Includes Cup, Screen and Pipe)
123-0527	1	Cup and Indicator, Oil Fill
509-0090	2	Seals, Valve Stem Oil
509-0110	1	Seal, Dust
509-0123	1	Seal
122-0320	1	Adapter, Oil Filter Mounting
122-0321	1	Gasket, Oil Filter Mounting
122-0323	1	Filter, Oil (Spin On Type)
122-0347	1	Seal, Air - Oil Filter
526-0065	2	Washer, Copper - Oil Filter Adapter Mounting
800-0028	2	Screw, Hex Head Cap - Oil Filter Adapter Mounting
149-0136	1	Cover, Fuel Pump Hole
526-0063	2	Washer, Copper - Fuel Pump Hole Cover Mounting
800-0004	2	Screw, Hex Head Cap - Fuel Pump Hole Cover Mounting
Bearing, Connecting Rod		
114-0145	2	Standard
114-0145-02	2	.002" Oversize
114-0145-10	2	.010" Oversize
114-0145-20	2	.020" Oversize
114-0145-30	2	.030" Oversize
154-1116	1	Manifold, Intake
154-1024	1	Manifold, Exhaust
505-0057	1	Plug, Pipe - Intake Manifold
140-0936	1	Adapter, Air Cleaner
505-0008	1	Plug Pipe (1/8) - Carburetor
502-0076	1	Elbow - Carburetor
870-0131	1	Nut, Hex (Keys 10-32) Governor Linkage
526-0196	1	Washer, Flat - Governor Linkage
150-0635	1	Bracket, Governor Linkage
150-1339	1	Bracket, Governor Assembly
150-1021	1	Lever, Throttle Control
862-0001	2	Nut, Hex (1/4-20)
526-0209	1	Washer, Flat
134-2933	1	Housing, Cylinder Air - Righthand
103-0477	1	Gear Case - Complete

MODEL CCKB-MSSPEC. 2759J

**SUPPLEMENTARY PARTS LIST 900- 43 (per above model and spec.)**  
**Parts listed below apply to the above model. Use these parts in**  
**place of ( or in addition to ) the parts listed for. Parts Key 2**  
**in the standard parts catalog No. 927-0404**

PART NO.	QUAN.	DESCRIPTION
134-2388	1	Wheel, Blower - Includes Ring Gear
150-0698	1	Spring, Governor
160-1135	1	Box, Breaker - Ignition - Complete (Tall)
160-1042	1	Box, Breaker
160-0931	1	Guide, Plunger
160-0002	1	Point Assembly, Breaker
160-0349	1	Block and Terminal Assembly, Insulator
160-0075	1	Cam, Point Gap Adjusting
160-0428	1	Strap, Jumper
815-0285	3	Screw, Roundhead Machine (8-32 x 5/16" long)
312-0069	1	Condenser, Breaker Point
160-0261	1	Wick, Breaker Box
160-1041	1	Bushing, Breaker Box
160-1040	1	Gasket, Breaker Box
160-0723	1	Plunger, Ignition - Breaker Box
802-0035	2	Screw, Socket Head Cap (1/4-20 x 7/8")
526-0214	2	Washer, Flat (1/4)
850-0040	2	Washer, Lock (1/4)
812-0077	2	Screw, Roundhead Machine (8/32 x 3/8")
141-0744	1	Carburetor, LPG - (Liquid Withdrawal)
134-2929	1	Housing, Blower

Parts Not Furnished by ONAN:

Air Cleaner

SPECIAL PARTS LIST FOR MODEL

CCKB-MS

SPEC

2763J

FOR STANDARD PARTS REFER TO CATALOG 927-0404

KEY NO. 2

OPTIONAL GROUPS IN CATALOG ARE LISTED BY GROUP NO. BELOW WHEN USED.

PART NO.	QTY.	DESCRIPTION	PART NO.	QTY.	DESCRIPTION
----------	------	-------------	----------	------	-------------

Group - 6		Flywheel Alternator (Syncro)			
-----------	--	------------------------------	--	--	--

134-2824	1	Guard, Flywheel			
----------	---	-----------------	--	--	--

SPECIAL PARTS LIST FOR MODEL

CCKB-MF

SPEC

2765J

FOR STANDARD PARTS REFER TO CATALOG 927-0404

KEY NO. 2

OPTIONAL GROUPS IN CATALOG ARE LISTED BY GROUP NO. BELOW WHEN USED.

PART NO.	QTY.	DESCRIPTION	PART NO.	QTY.	DESCRIPTION
Group - 3		Top Mounted Alternator			
110-1418	1	Block Assembly, Cylinder			
104-0882	1	Crankshaft			
105-0251	1	Camshaft			
105-0030	1	Gear, Timing			
105-0058	1	Plunger, Camshaft			
105-0059	1	Spring, Camshaft Plunger			
102-0782	1	Base, Oil			
123-0576	1	Cap and Indicator, Oil Fill			
123-0568	1	Tube, Oil Fill			
103-0224	1	Gearcase			
134-0675	1	Flywheel (Includes Ring Gear)			
501-0027	1	Line, Oil			
508-0084	1	Grommet, Rubber			
502-0020	1	Elbow, Street (1/8)			
104-0102	1	Clutch, Flywheel			
101-0372	1	Adapter, Clutch			
153-0327	1	Bracket, Choke			
518-0176	1	Clip, Cable			
154-1110	1	Manifold, Exhaust			
154-0973	2	Gasket, Exhaust Manifold			
134-2924	1	Housing, Blower			
134-1644	1	Housing, Cylinder Air L/H			
134-2916	1	Housing, Cylinder Air R/H			
167-1463	1	Lead, Hi Tension			
167-1464	1	Lead, Hi Tension			

Parts Not Furnished By Onan  
Governor and Associates Parts

MODEL CCKB-MS SPEC. 2768J

**SUPPLEMENTARY PARTS LIST 900- 43 (per above model and spec.)**  
**Parts listed below apply to the above model. Use these parts in**  
**place of ( or in addition to ) the parts listed for Parts Key 2**  
**in the standard parts catalog No. \*927-0404**

PART NO.	QUAN.	DESCRIPTION
110-1957	1	Block Assembly, Cylinder (Includes Bearings, Guide and Seats)
104-0883	1	Crankshaft
105-0140	1	Camshaft (Includes Center Pins)
509-0090	2	Seal, Valve Stem Oil
509-0110	1	Seal, Dust
509-0123	1	Seal
102-0775	1	Base, Oil (Rear Drain)
120-0648	1	Cup, Oil Pump Intake (Includes Cup, Screen and Pipe)
123-0527	1	Cup and Indicator, Oil Fill
BEARING, CONNECTING ROD		
114-0145	2	Standard
114-0145-02	2	.002" Oversize
114-0145-10	2	.010" Oversize
114-0145-20	2	.020" Oversize
114-0145-30	2	.030" Oversize
RING SET, PISTON		
113-0152	2	Standard
113-0152-05	2	.005" Oversize
113-0152-10	2	.010" Oversize
113-0152-20	2	.020" Oversize
113-0152-30	2	.030" Oversize
113-0152-40	2	.040" Oversize
122-0320	1	Adapter, Oil Filter
122-0321	1	Gasket, Oil Filter Adapter Mounting
122-0347	1	Seal, Air - Oil Filter
122-0323	1	Filter, Oil (Spin on type)
526-0065	2	Washer, Oil Filter Mounting
800-0028	2	Screw, Oil Filter Mounting (5/16-18 x 1")
122-0345	1	Hose, Oil Drain
154-1116	1	Manifold, Intake
505-0057	1	Plug, Pipe - Intake Manifold
154-1024	1	Manifold, Exhaust
154-0973	2	Gasket, Exhaust Manifold
149-1063	1	Baffle, Fuel Pump
134-2933	1	Housing, Cylinder Air - Righthand
134-2929	1	Housing, Blower
134-2388	1	Wheel, Blower (Includes Ring Gear)
150-0698	1	Spring, Governor
150-0635	1	Bracket, Governor Spring

MODEL CCKB-MSSPEC. 2768J

**SUPPLEMENTARY PARTS LIST 900-43 (per above model and spec.)**  
Parts listed below apply to the above model. Use these parts in place of ( or in addition to ) the parts listed for Parts Key 2 in the standard parts catalog No. 927-0404

PART NO.	QUAN.	DESCRIPTION
103-0477	1	Gear Case - Complete
150-1339	1	Bracket, Governor Mounting
150-1021	1	Lever, Throttle Control
526-0209	1	Washer, Flat
862-0001	2	Nut, Hex (1/4-20)
160-1135	1	Box, Breaker - Complete (Tall)
160-1042	1	Box, Breaker
160-0931	1	Guide, Plunger
160-0002	1	Point Assembly, Breaker
160-0349	1	Block and Terminal Assembly, Insulator
160-0075	1	Cam, Point Gap Adjusting
160-0428	1	Strap, Jumper
160-0261	1	Wick, Breaker Box
160-1041	1	Bushing, Breaker Box
160-1040	1	Gasket, Breaker Box
160-0723	1	Plunger, Ignition Breaker Box
312-0069	1	Condenser, Breaker Points
815-0285	3	Screw, Roundhead Machine (8-32 x 5/16" lg.)
802-0035	2	Screw, Socket Head Cap (1/4-20 x 7/8" lg.)
812-0077	2	Screw, Round Head Machine (8/32 x 3/8" lg.)
526-0214	2	Washer, Flat (1/4)
850-0040	2	Washer, Lock (1/4)

NOTE: Parts Not Furnished by ONAN.

Blower Housing Grille  
Air Cleaner

CCKB-MS

2770J

MODEL

SPEC.

**SUPPLEMENTARY PARTS LIST 900-43 (per above model and spec.)**  
**Parts listed below apply to the above model. Use these parts in**  
**place of ( or in addition to ) the parts listed for Parts Key <sup>2</sup>**  
**in the standard parts catalog No. <sup>927-404</sup>**

PART NO.	QUAN.	DESCRIPTION
		NOTE: This Model has a 15 Ampere Flywheel Charging Alternator.
110-1860	1	Block Assembly, Cylinder (Includes Bearings, Guides and Seats)
104-0872	1	Crankshaft
102-0759	1	Base, Oil
120-0648	1	Intake, Oil Pump - (Includes Cup, Screen & Pipe)
123-0694	1	Cap and Indicator, Oil Fill
122-0320	1	Adapter, Oil Filter
122-0321	1	Gasket, Oil Filter Adapter
505-0057	1	Plug, Oil Filter Adapter
122-0323	1	Filter, Oil
122-0347	1	Seal, Oil Filter Air
134-2828	1	Housing, Blower
134-2791	1	Housing, Cylinder Air R/Hand
150-0635	1	Bracket, Governor Arm
150-0096	1	Stud, Governor
150-0698	1	Spring, Governor
134-2621	1	Wheel, Blower (Includes Ring Gear)
191-0885	1	Stator
191-0886	1	Regulator, Voltage
134-2100	2	Spacer, Voltage Regulator
191-1078	1	Bracket, Regulator Mtg.
154-0951	1	Manifold, Intake

SPECIAL PARTS LIST FOR MODEL

CCKB-MS

SPEC

2771J

FOR STANDARD PARTS REFER TO CATALOG

927-0404

KEY NO.

2

OPTIONAL GROUPS IN CATALOG ARE LISTED BY GROUP NO. BELOW WHEN USED.

PART NO.	QTY.	DESCRIPTION	PART NO.	QTY.	DESCRIPTION
Group - 5		Flywheel Alternator Phelon			
Group - 8		Spin On Oil Filter			
Group - 31		Carburetor (141-0744 LPG)			
110-1860	1	Block Assembly, Cylinder			
110-0893	2	Retainer, Valve Spring			
149-0136	1	Cover, Fuel Pump Hole			
167-0188	2	Clip			
134-2824	1	Guard, Flywheel			
505-0057	1	Plug, Pipe 1/8			
134-2828	1	Housing, Blower			
150-0635	1	Bracket, Governor Arm			
150-0698	1	Spring, Governor			
150-0096	1	Stud, Governor Adjusting			
134-2760	1	Housing, Cylinder Air RH			
505-0008	1	Plug, Pipe 1/8			
502-0039	1	Elbow			
150-0639	2	Joint, Ball			
520-0187	1	Stud, Governor Linkage Adj.			

**900-0043****Supplementary Parts List****for****Model**

CCKB-MS

**Spec**

2775J

**Standard Parts Catalog**

927-0404

**Parts Key**

2

Parts Listed Below Apply to the Above Model. Use These Parts in Place of (or in Addition to) the Parts Listed in the Standard Parts Catalog.

PART NO.	QUAN.	DESCRIPTION
110-1904	1	Block Assembly, Cylinder
104-0883	1	Crankshaft
509-0123	1	Seal, Crankshaft
509-0110	1	Seal, Dust
105-0135	1	Camshaft
105-0332	1	Gear Assy., Camshaft Timing
104-0032	1	Gear, Crankshaft Timing
RING SET, PISTON		
113-0152	2	Standard
113-0152-05	2	.005" Oversize
113-0152-10	2	.010" Oversize
113-0152-20	2	.020" Oversize
113-0152-30	2	.030" Oversize
113-0152-40	2	.040" Oversize
BEARING, CONNECTING ROD		
114-0145	4	Standard
114-0145-02	4	.002" Undersize
114-0145-10	4	.010" Undersize
114-0145-20	4	.020" Undersize
114-0145-30	4	.030" Undersize
509-0090	2	Seal, Oil-Valve stem
120-0648	1	Cup, Oil Pump Intake
102-0791	1	Base, Oil
103-0477	1	Cover Assembly, Gear
123-0694	1	Cap and Indicator, Oil Fill
134-2388	1	Flywheel and Ring Gear
134-3002	1	Housing, Blower
150-1339	1	Bracket, Governor Throttle
150-1021	1	Lever, Governor Throttle
167-0237	2	Plug, Spark - Resistor
167-1560	1	Cable, Spark Plug - Hi Tension - 24"
167-1581	1	Cable, Spark Plug - Hi Tension - 15"
141-0689	1	Carburetor - Complete Breakdown in Main Parts Cat
140-1087	1	Gasket, Air Cleaner
134-2941	1	Housing, Cylinder Air - R.H.
150-0698	1	Spring, Governor
123-0958	2	Screen, Breather Tube

Parts Not Furnished by Onan:

Air Cleaner

MODEL CCKB-MS SPEC. 2776J

**SUPPLEMENTARY PARTS LIST 900- 43 (per above model and spec.)**

Parts listed below apply to the above model. Use these parts in place of ( or in addition to ) the parts listed for Parts Key 2 in the standard parts catalog No. 927-0404

PART NO.	QUAN.	DESCRIPTION
		This model has a High Performance Governor and has Vacu-Flo Cooling
110-1832	1	Block Assembly, Cylinder (Includes Bearings Guides & Seal)
104-0872	1	Crankshaft
102-0772	1	Base, Oil
120-0648	1	Intake, Oil Pump (Includes Cup, Screen & Pipe)
123-0694	1	Cap & Indicator, Oil Fill
122-0320	1	Adapter, Oil Filter
122-0321	1	Gasket, Oil Filter Adapter Mounting
122-0323	1	Filter, Oil (Spin on Type)
122-0347	1	Seal, Air Oil Filter
503-0391	1	Line, Oil Drain - Oil Filter
800-0028	2	Screw, Hex Head - Oil Filter Adapter Mounting
526-0065	2	Washer, Copper - Oil Filter Adapter Mounting
110-1037	2	Valve, Intake
509-0090	2	Seal, Oil - Valve Stem
154-1364	1	Manifold, Exhaust
154-1338	1	Manifold, Intake
149-0136	1	Cover, Fuel Pump Hole
800-0004	2	Screw, Hex Head - Fuel Pump Hole Cover Mounting
526-0063	2	Washer, Copper - Fuel Pump Hole Cover Mounting
503-0582	1	Hose, Breather
140-1067	1	Bracket, Air Cleaner
140-1066	1	Cover, Air Cleaner - Outlet
140-1061	1	Cover, Air Cleaner - Inlet
140-1071	1	Element, Air Cleaner
140-1073	1	Clamp, Air Cleaner
503-0311	1	Clamp, Hose - Air Cleaner
140-1075	1	Elbow, Air Inlet
815-0178	2	Screw, Hex Head - Air Cleaner Bracket Mounting
526-0234	2	Washer, Flat - Air Cleaner Bracket Mounting
850-0030	2	Washer, Lock - Air Cleaner Bracket Mounting
141-0726	1	Carburetor (Gas)
150-0096	1	Stud, Governor
150-1264	1	Spring, Governor
503-0004	1	Clamp, Air Cleaner Hose
815-0235	2	Screw, Air Cleaner Mounting
853-0013	2	Washer, Lock Air Cleaner Mounting
134-2943	1	Housing, Blower
134-2215	1	Scroll

MODEL CCKB-MS SPEC. 2776J

**SUPPLEMENTARY PARTS LIST 900- 43 (per above model and spec.)**  
Parts listed below apply to the above model. Use these parts in place of ( or in addition to ) the parts listed for Parts Key 2 in the standard parts catalog No. 927-0404

PART NO.	QUAN.	DESCRIPTION
134-2760	1	Housing, Cylinder Air R/Hand
134-0753	1	Wheel, Blower (Vacu-Flo Cooling)
191-0134	1	Pulley, Generator
517-0021	2	Button, Dot
517-0035	2	Button, Dot
800-0511	4	Screw, Hex Head - Blower Wheel Mounting
821-0008	4	Whizlock, Scroll Mounting
515-0198	1	Key, Crankshaft
120-0698	1	Line, Oil
193-0171	1	Bracket, Fittings
NOTE: Parts Not Furnished by ONAN:		
Ignition Coil		
High Tension Leads		

SPECIAL PARTS LIST FOR MODEL

CCKB-MS

SPEC

2807J

FOR STANDARD PARTS REFER TO CATALOG

927-0404

KEY NO.

2

OPTIONAL GROUPS IN CATALOG ARE LISTED BY GROUP NO. BELOW WHEN USED.

PART NO.	QTY.	DESCRIPTION	PART NO.	QTY.	DESCRIPTION
Group - 1		Alternator, Left Side Mtg.			
102-0791	1	Base, Oil			
150-0755	1	Arm, Governor			
150-0698	1	Spring, Governor			
150-0096	1	Sutd, Governor Adjusting			
505-0057	1	Plug, Pipe 1/8			
134-1684	1	Flywheel (Includes Ring Gear)			
134-2926	1	Housing, Blower			
155-0906	1	Muffler, Exhaust			
154-0973	2	Gasket, Exhaust Muffler Mtg.			
505-0618	1	Cap, Pipe			
150-0639	2	Joint, Ball			
520-0187	1	Stud, Governor Linkage Adj.			

**Power  
Generation****Power  
Generation**

MODEL CCKB-MS SPEC. -2810J

**SUPPLEMENTARY PARTS LIST 900- 43 (per above model and spec.)**  
**Parts listed below apply to the above model. Use these parts in**  
**place of ( or in addition to ) the parts listed for Parts Key 2**  
**in the standard parts catalog No. 927-0404**

PART NO.	QUAN.	DESCRIPTION
		NOTE: This Model has a 12-Volt, 35-Amp - Top Mounted Alternator
110-0915	1	Block Assembly, Cylinder (Includes Bearings, Guides and Seats)
104-0872	1	Crankshaft
102-0756	1	Base, Oil
120-0648	1	Intake, Oil Pump (Includes Cup, Screen & Pipe)
123-0527	1	Cap and Indicator, Oil Fill
123-0679	1	Tube, Oil Fill
134-0675	1	Wheel Blower (Includes Ring Gear)
104-0369	1	Screw, Flywheel Mounting
134-2924	1	Housing, Blower
134-1644	1	Housing, Cylinder Air L/Hand
134-2916	1	Housing, Cylinder Air R/Hand
140-0921	1	Gasket, Air Cleaner Mtg.
191-0643	1	Alternator - 12 Volt - 35 Amp - Top Mounted
191-0636	1	Bracket - Alternator Mtg.
191-0637	1	Bracket - Alternator Mtg.
191-0639	1	Baffle, Alternator
511-0090	1	Belt, Alternator
154-0951	1	Manifold, Intake
154-0998	1	Manifold, Exhaust
154-0973	2	Gasket, Exhaust Manifold
505-0329	1	Cap, Pipe - Exhaust Manifold

SPECIAL PARTS LIST FOR MODEL

GCKB-MS

SPEC

2811J

FOR STANDARD PARTS REFER TO CATALOG

927-0404

KEY NO.

2

OPTIONAL GROUPS IN CATALOG ARE LISTED BY GROUP NO. BELOW WHEN USED.

PART NO.	QTY.	DESCRIPTION	PART NO.	QTY.	DESCRIPTION
----------	------	-------------	----------	------	-------------

Group - 1		Alternator, Left Side Mtg.			
Group - 22		Variable Speed Governor			
102-0791	1	Base, Oil			
134-0675	1	Flywheel (Includes Ring Gear)			
134-2924	1	Housing, Blower			

## SPECIAL PARTS LIST FOR MODEL

CCKB-MS

SPEC

2816J

FOR STANDARD PARTS REFER TO CATALOG

927-0404

KEY NO.

2

OPTIONAL GROUPS IN CATALOG ARE LISTED BY GROUP NO. BELOW WHEN USED.

PART NO.	QTY.	DESCRIPTION	PART NO.	QTY.	DESCRIPTION
Group - 14		Vacu Flo Cooling			
Group - 20		Thermo Magnetic Choke			
Group - 28		Carburetor (141-0690)			
134-0599	1	Clip, Cyl. Air Housing			
150-1016	1	Arm, Governor			
501-0203	1	Line, Oil			
502-0020	1	Elbow			
149-1097	1	Line, Fuel			
134-0753	1	Wheel, Blower			
134-0564	1	Scroll, Blower Housing			
134-2956	1	Guard, Blower Housing			
154-1051	1	Manifold, Intake			
154-0998	1	Manifold, Exhaust			
134-0973	2	Gasket, Exhaust Manifold Mtg.			
505-0329	1	Cap, Pipe			
309-0237	2	Switch, Oil Pressure			
502-0058	1	Tee, Pipe			
505-0057	1	Plug, Pipe			
191-0171	1	Bracket & Fitting Assy			
150-0698	1	Spring, Governor			
517-0035	1	Button, Dot			
517-0021	1	Button, Dot			
134-2961	1	Housing, Blower			

## SPECIAL PARTS LIST FOR MODEL

CCKB-MS

SPEC

2830J

FOR STANDARD PARTS REFER TO CATALOG

927-0404

KEY NO.

2

OPTIONAL GROUPS IN CATALOG ARE LISTED BY GROUP NO. BELOW WHEN USED.

PART NO.	QTY.	DESCRIPTION	PART NO.	QTY.	DESCRIPTION
Group - 8		Spin On Oil Filter			
Group - 19		High Profile Breaker Box			
110-1957	1	Block Assembly, Cylinder			
110-1827	2	Guide, Intake Valve			
509-0090	2	Seal, Valve Stem Oil			
509-0123	1	Seal, Crankshaft Oil			
509-0110	1	Seal, Dust			
104-0872	1	Crankshaft			
113-0152	2	Ring Set, Piston			
114-0145	4	Bearing, Connecting Rod			
105-0140	1	Camshaft			
103-0477	1	Gearcase (Complete)			
509-0105	1	Seal, Dust			
509-0126	1	Seal, Dust			
149-1063	1	Baffle, Fuel Pump			
123-0527	1	Cap & Indicator, Oil Fill			
123-0508	1	Tube, Oil Fill			
154-1116	1	Manifold, Intake			
154-1024	1	Manifold, Exhaust			
154-0973	2	Gasket, Exhaust Manifold Mtg.			
150-0635	1	Bracket, Governor Linkage			
150-0698	1	Spring, Governor			
505-0057	1	Plug, Pipe			
134-2388	1	Flywheel (Includes Ring Gear)			
134-2933	1	Housing, Cylinder Air RH			
134-2929	1	Housing, Blower			
150-1339	1	Bracket, Governor			
150-1021	1	Lever, Throttle Control			

SPECIAL PARTS LIST FOR MODEL

CCKB-MS

SPEC

2849J

FOR STANDARD PARTS REFER TO CATALOG

927-0404

KEY NO.

2

OPTIONAL GROUPS IN CATALOG ARE LISTED BY GROUP NO. BELOW WHEN USED.

PART NO.	QTY.	DESCRIPTION	PART NO.	QTY.	DESCRIPTION
----------	------	-------------	----------	------	-------------

Group - 6		Flywheel Alternator (Synchro)			
Group - 22		Variable Speed Governor			
134-2824	1	Guard, Flywheel Screw			
505-0057	1	Plug, Pipe 1/8			

SPECIAL PARTS LIST FOR MODEL

CCKB-MS

SPEC

2853J

FOR STANDARD PARTS REFER TO CATALOG

927-0404

KEY NO.

2

OPTIONAL GROUPS IN CATALOG ARE LISTED BY GROUP NO. BELOW WHEN USED.

PART NO.	QTY.	DESCRIPTION	PART NO.	QTY.	DESCRIPTION
Group - 5		Flywheel Alternator (Phelon)			
Group - 8		Spin On Oil Filter			
110-1860	1	Block Assembly, Cylinder			
134-2828	1	Housing, Blower			
134-2760	1	Housing, Cylinder Air RH			
150-0635	1	Bracket, Governor Linkage			
150-0096	1	Stud, Governor Adjusting			
150-0698	1	Spring, Governor			

# 900-0043— Supplementary Parts List for

Model CCKB-MS Spec 2854J

Standard Parts Catalog 927-0404 Parts Key 2

Parts Listed Below Apply to the Above Model. Use These Parts in Place of (or in Addition to) the Parts Listed in the Standard Parts Catalog.

PART NO.	QUAN.	DESCRIPTION
NOTE: This model has a Variable Speed Governor, Full Flow Oil Filter and 12 Volt, 15 Amp Flywheel Alternator. Complete breakdown in Main Parts Catalog.		
110-1860	1	Block Assembly, Cylinder
104-0872	1	Crankshaft
120-0648	1	Cup, Oil Pump Intake
102-0759	1	Base, Oil
167-0188	2	Support, Clip - Hi Tension Cable
336-2192	1	Lead Assy. - 24"
123-0694	1	Cap and Indicator, Oil Fill
134-2984	1	Housing, Blower
167-0237	2	Plug, Spark - Resistor
141-0689	1	Carburetor - Complete breakdown in Main Parts Catalog
153-0464	1	Bracket, Choke Arm
153-0351	1	Choke Assembly
140-1087	1	Gasket, Air Cleaner
134-2760	1	Housing, Cylinder Air - R.H.
123-0958	2	Screen, Breather Tube

# 900-0043

## Supplementary Parts List

for

Model CCKB-MS

Spec 2859J

Standard Parts Catalog

927-0404

Parts Key

2

Parts Listed Below Apply to the Above Model. Use These Parts in Place of (or Addition to) the Parts Listed in the Standard Parts Catalog.

PART NO.	QUAN.	DESCRIPTION
154-0951	1	Manifold, Intake
154-0998	1	Manifold, Exhaust
505-0329	1	Cap, Pipe
141-0281	1	Gasket, Carburetor Flange
154-0973	2	Gasket, Exhaust Manifold
153-0327	1	Bracket, Choke
191-1095	1	Stator (20 Ampere)
191-0938	1	Rectifier, Voltage
191-0939	1	Regulator, Voltage
191-1107	1	Bracket, Rectifier/Regulator Mounting
134-2100	2	Spacer, Regulator Mounting
502-0020	1	Elbow, Street - Fuel Pump Inlet

# 900-0043

## Supplementary Parts List

### for

**Model** CCKB-MS **Spec** 2859J

**Standard Parts Catalog** 927-0404 **Parts Key** 2

Parts Listed Below Apply to the Above Model. Use These Parts in Place of (or in Addition to) the Parts Listed in the Standard Parts Catalog.

PART NO.	QUAN.	DESCRIPTION
NOTE: This Model has a 20 Ampere Flywheel Charging Alternator		
110-1418	1	Block Assembly, Cylinder (Includes Bearings, Guides and Seats)
104-0878	1	Crankshaft
102-0759	1	Base, Oil
120-0648	1	Intake, Oil Pump (Includes Cup, Screen & Pipe)
123-0694	1	Cap and Indicator, Oil Fill
502-0020	1	Line, Oil
501-0203	1	Line, Oil - Out of Top of Blower Housing
508-0084	1	Grommet, Oil Line
134-2791	1	Housing, Cylinder Air R/Hand
134-2642	1	Wheel, Blower (Includes Ring Gear & Magnet)
134-2995	1	Housing, Blower
502-0055	1	Elbow, Pipe (90°)
502-0002	1	Elbow, Inverter Male (90°)
193-0005	1	Gauge, Oil Pressure
193-0031	1	Clamp, Oil Gauge
152-0041	1	Washer, Spring Tension
152-0170	1	Arm, Variable Speed Governor Control
192-0397	1	Sheave, Rope
302-0060	1	Ammeter, Charge 20-0-20
309-0029	1	Switch, Start
308-0232	1	Switch, Ignition
301-2780	1	Panel, Control
PISTON AND PIN (Includes Retaining Rings)		
112-0073	2	Standard
112-0073-05	2	.005" Oversize
112-0073-10	2	.010" Oversize
112-0073-20	2	.020" Oversize
112-0073-30	2	.030" Oversize
112-0073-40	2	.040" Oversize
RING SET, PISTON		
113-0126	2	Standard
113-0126-05	2	.005" Oversize
113-0126-10	2	.010" Oversize
113-0126-20	2	.020" Oversize
113-0126-30	2	.030" Oversize
113-0126-40	2	.040" Oversize



**Power Generation**

The following catalog  
has gaps in its page  
numbers, or doesn't  
have any numbers.  
We have chosen to  
leave the page  
numbering in the  
order that Acrobat  
assigns it.

**THIS LEGACY DOCUMENT CONTAINS SOME IMAGES THAT ARE OF POOR QUALITY. THE SEARCH FEATURE WILL BE OF LIMITED USE WITH THIS DOCUMENT. THE DOCUMENT CAN BE PRINTED OR YOU CAN LOCATE THE MODEL AND SPEC IN THE INDEX TO FIND THE ALPHANUMERIC PAGE NUMBER.**

# 900-0043

## Supplementary Parts List for

**Model** CCKB-MS **Spec** 286LJ  
**Standard Parts Catalog** 927-0404 **Parts Key** 2

Parts Listed Below Apply to the Above Model. Use These Parts in Place of (or in Addition to) the Parts Listed in the Standard Parts Catalog.

PART NO.	QUAN.	DESCRIPTION
NOTE: Unit has Magneto Ignition System. Complete breakdown in Main Parts Catalog.		
110-0915	1	Block Assembly, Cylinder
104-0887	1	Crankshaft
515-0130	1	Key, Crankshaft Stub
105-0234	1	Camshaft - Includes Center Pins and Spark Advance Mechanism Pins
120-0648	1	Cup, Oil Pump Intake
102-0828	1	Base, Oil
516-0141	2	Pin, Gear Cover
167-0188	4	Clip, Spark Plug Cable
160-0752	1	Magneto Stator Assembly
167-1557	1	Cable, Spark Plug - Hi Tension - 17"
167-1559	1	Cable, Spark Plug - Hi Tension - 19"
123-0527	1	Cap and Indicator, Oil Fill
123-0679	1	Tube, Oil Fill
123-0958	2	Screen, Breather Tube
160-0948	1	Wheel, Magneto - Includes Magnets and Ring Gear
501-0203	1	Line, Oil
134-2998	1	Housing, Blower
308-0029	1	Switch, Start
338-0565	1	Harness, Start Switch
193-0005	1	Gauge, Oil Pressure
517-0009	1	Plug, Dot Button
313-0018	1	Switch, Ignition Stop
334-0028	1	Lead, Ignition Stop
167-0237	2	Plug, Spark - Resistor
155-0906	1	Muffler
505-0618	1	Cap, Muffler
518-0176	1	Clip, Choke Cable
153-0327	1	Bracket, Choke Cable
141-0689	1	Carburetor - Complete Breakdown in Main Parts Catalog.
154-0973	2	Gasket, Exhaust Manifold
149-1024	1	Rod, Fuel Pump Primer
150-0147	1	Stud, Governor Speed

**900-0043****Supplementary Parts List  
for**

CCKB-MF

2863J

**Model****Spec****Standard Parts Catalog**

927-0404

**Parts Key**

2

Parts Listed Below Apply to the Above Model. Use These Parts in Place of (or in Addition to) the Parts Listed in the Standard Parts Catalog.

PART NO.	QUAN.	DESCRIPTION
NOTE: This model has a 12 Volt, 35 Amp - Negative Ground Alternator and a Clutch		
110-1418	1	Block Assembly, Cylinder (Includes Bearings, Guides and Seats)
104-0877	1	Crankshaft
102-0772	1	Base, Oil
120-0648	1	Intake, Oil Pump (Includes Cup, Screen & Pipe)
190-0267	1	Bearing, Sleeve
193-0108	1	Sender, Oil Pressure
502-0058	1	Tee, Oil Pressure Sender
505-0057	1	Plug, Tee
123-0527	1	Cap and Indicator, Oil Fill
123-0508	1	Tube, Oil Fill
160-1135	1	Box, Breaker - (Includes Points and Condensers)
160-1040	1	Seal, "O" Ring
160-1041	1	Bushing, Breaker Box
160-0723	1	Plunger, Breaker Box
104-0369	1	Screw, Flywheel
134-0675	1	Wheel, Blower (Includes Ring Gear)
190-0266	1	Housing, Clutch
104-0614	1	Flywheel
134-2791	1	Housing, Cylinder Air - Right/Hand
191-0572	1	Alternator - 12 Volt - 35 Amp - Negative Ground
191-0537	1	Bracket, Alternator Mounting
191-0535	1	Bracket, Alternator Adjusting
511-0051	1	Belt, Alternator
167-0239	2	Plug, Spark
502-0313	2	Elbow, Hose
503-0669	1	Hose, Fuel
503-0301	2	Clamp, Fuel Hose
149-0693	1	Pump, Fuel
154-0951	1	Manifold, Intake
502-0313	1	Elbow, Hose
140-0921	1	Gasket, Adapter
140-0867	1	Adapter, Air Cleaner
134-3031	1	Housing, Blower
150-1486	1	Arm and Shaft, Governor
NOTE: Parts Not Furnished by ONAN: Grille		

Redistribution or publication of this document by any means is strictly prohibited.

# 900-0043

## Supplementary Parts List for

**Model** CCKB-MS **Spec** 2864J

**Standard Parts Catalog** 927-0404 **Parts Key** 2

Parts Listed Below Apply to the Above Model. Use These Parts in Place of (or in Addition to) the Parts Listed in the Standard Parts Catalog.

PART NO.	QUAN.	DESCRIPTION
		NOTE: This Model has a top mounted Alternator
110-1904	1	Block Assembly, Cylinder (Includes Bearings, Guides & Seats)
104-0872	1	Crankshaft
509-0123	1	Seal, Crankshaft Oil
509-0110	1	Seal, Dust
509-0134	2	Seal, Valve Stem Oil
120-0648	1	Intake, Oil Pump (Includes Cup, Screen & Pipe)
102-0780	1	Base, Oil
123-0694	1	Cap and Indicator, Oil Fill
150-0635	1	Bracket, Governor Linkage
309-0010	1	Switch, Oil Pressure
502-0058	1	Tee, Oil Pressure Switch
134-2632	1	Wheel, Blower (Includes Ring Gear)
134-2924	1	Housing, Blower
134-1644	1	Housing, Blower Air - Left/Hand
134-3000	1	Housing, Cylinder Air - Right/Hand
140-0921	1	Gasket, Air Cleaner
149-1097	1	Line, Fuel
140-0936	1	Adapter, Inlet
140-0645	1	Adapter, Air Cleaner
191-0543	1	Alternator - Top Mounted
191-0640	2	Spacer, Bracket Mounting
191-0636	1	Bracket, Alternator Mounting
191-0637	1	Bracket, Alternator Mounting
191-0639	1	Baffle, Alternator Air
150-0698	1	Spring, Governor
502-0002	1	Elbow, Inverted Male
502-0313	1	Elbow, Street (90°)
149-1393	1	Pump, Fuel
509-0105	1	Seal, Oil - Gearcase
509-0126	1	Seal, Oil - Gearcase
141-0721	1	Carburetor (Gas-Gaso) Component Listed in Parts Catalog as Optional Equipment
154-0951	1	Manifold, Intake
502-0065	1	Elbow, Inverted 45°
153-0327	1	Bracket, Choke Arm
518-0176	1	Clip, Choke Cable
		NOTE: Parts not furnished by ONAN: Alternator Belt, Air Cleaner

**900-0043**

# Supplementary Parts List

for

Model CCKB-MS Spec 2874 J

Standard Parts Catalog 927-0404 Parts Key 2

Parts Listed Below Apply to the Above Model. Use These Parts in Place of (or in Addition to) the Parts Listed in the Standard Parts Catalog.

PART NO.	QUAN.	DESCRIPTION
NOTE: This Model has a 12-Volt, 20 Ampere Flywheel Charging Alternator (shown as Optional Equipment with Associated Parts in main Parts Catalog).		
110-0915	1	Block Assembly, Cylinder (Includes Bearings, Guides & Seats)
104-0881	1	Crankshaft
102-0759	1	Base, Oil
120-0648	1	Cup, Oil Pump Intake (Includes Cup, Screen & Pipe)
OIL FILTER and Associated Parts shown as Optional Equipment in Parts Catalog.		
134-2642	1	Wheel, Blower (Includes Ring Gear)
123-0694	1	Cap and Indicator, Oil Fill
134-2995	1	Housing, Blower
134-2941	1	Housing, Cylinder Air (Right Hand)
VARIABLE SPEED GOVERNOR shown as Optional Equipment in main Parts Catalog.		
160-1135	1	Breaker Box Assembly
160-1040	1	"O" Ring - Breaker Box Base Seal
160-1041	1	Bushing - Breaker Box
160-0723	1	Plunger, Breaker Box Points
321-0169	1	Bracket, Fuse
167-0188	2	Clip, Retaining - Electrical Leads
140-0921	1	Gasket, Carburetor Air Horn
150-0147	1	Stud, Vari-Speed Governor
192-0397	1	Sheave, Rope
508-0084	1	Grommet

SPECIAL PARTS LIST FOR MODEL

CCKB-S

SPEC

2875J

FOR STANDARD PARTS REFER TO CATALOG

927-0404

KEY NO.

1

OPTIONAL GROUPS IN CATALOG ARE LISTED BY GROUP NO. BELOW WHEN USED.

PART NO.	QTY.	DESCRIPTION	PART NO.	QTY.	DESCRIPTION
Group - 9		Redi Pull Starter			
Group - 22		Variable Speed Governor			
134-3092	1	Housing, Blower			

SPECIAL PARTS LIST FOR MODEL

CCKB-MS

2876J

SPEC

FOR STANDARD PARTS REFER TO CATALOG

927-0404

KEY NO. 2

OPTIONAL GROUPS IN CATALOG ARE LISTED BY GROUP NO. BELOW WHEN USED.

PART NO.	QTY.	DESCRIPTION	PART NO.	QTY.	DESCRIPTION
Group - 3		Alternator, Top Mounted			
Group - 22		Variable Speed Governor			
134-0675	1	Flywheel (Includes Ring Gear)			
505-0057	1	Plug, Pipe 1/8			
134-2924	1	Housing, Blower			
134-1644	1	Housing, Cylinder Air SH			
134-2916	1	Housing, Cylinder Air RH			
140-1087	1	Gasket, Air Cleaner			
511-0090	1	Belt, Alternator			
191-0639	1	Baffle, Alternator			

## SPECIAL PARTS LIST FOR MODEL

CCKB-MS

SPEC

2878 J

FOR STANDARD PARTS REFER TO CATALOG

927-0404

KEY NO.

2

OPTIONAL GROUPS IN CATALOG ARE LISTED BY GROUP NO. BELOW WHEN USED.

PART NO.	QTY.	DESCRIPTION	PART NO.	QTY.	DESCRIPTION
Group - 6		Flywheel Alternator Syncro			
Group - 13		Top Mounted Engine Control			
104-0887	1	Crankshaft			
123-0527	1	Cap & Indicator, Oil Fill			
123-0679	1	Tube, Oil Fill			
167-0188	1	Clip, Gearcase			
167-0188	1	Clip, Harness			
134-3024	1	Housing, Blower			
150-0147	1	Sutd, Governor Adjusting			
134-2941	1	Housing, Cylinder Air RH			
501-0203	1	Line, Oil			
502-0020	1	Elbow 1/8			
155-0906	1	Muffler, Exhaust			
505-0618	1	Cap, Pipe			
518-0176	1	Clip, Choke Cable			
153-0327	1	Bracket, Choke			
154-0973	2	Gasket, Exhaust Muffler Mtg.			

SPECIAL PARTS LIST FOR MODEL CCKB-S SPEC 2882J  
FOR STANDARD PARTS REFER TO CATALOG 927-0404 KEY NO. 1  
OPTIONAL GROUPS IN CATALOG ARE LISTED BY GROUP NO. BELOW WHEN USED.

PART NO.	QTY.	DESCRIPTION	PART NO.	QTY.	DESCRIPTION
----------	------	-------------	----------	------	-------------

Group - 22		Variable-Speed Governor			
134-2824	1	Guard, Flywheel Capscrew			

SPECIAL PARTS LIST FOR MODEL

CCKB-MS

SPEC

2895J

FOR STANDARD PARTS REFER TO CATALOG

927-0404

KEY NO.

2

OPTIONAL GROUPS IN CATALOG ARE LISTED BY GROUP NO. BELOW WHEN USED.

PART NO.	QTY.	DESCRIPTION	PART NO.	QTY.	DESCRIPTION
Group - 6		Flywheel Alternator (Synchro)			
Group - 13		Top Mounted Engine Control			
167-0188	2	Clip, Harness			
501-0203	1	Line, Oil			
502-0020	1	Elbow			
150-0147	1	Stud, Governor Adjusting			
150-1000	1	Arm, Governor			
134-2995	1	Housing, Blower			
154-0998	1	Manifold, Exhaust			
505-0329	1	Cap, Pipe			
153-0327	1	Bracket, Choke			
518-0176	1	Clip, Cable			
154-0973	2	Gasket, Exhaust Manifold Mtg.			

**Power  
Generation**Redistribution or publication of this document  
by any means, is strictly prohibited.

**900-0043**

# Supplementary Parts List for

**Model** CCKB-MS **Spec** 2897 J  
**Standard Parts Catalog** 927-0404 **Parts Key** 2

Parts Listed Below Apply to the Above Model. Use These Parts in Place of (or Addition to) the Parts Listed in the Standard Parts Catalog.

PART NO.	QUAN.	DESCRIPTION
FULL FLO. OIL FILTER listed as Optional Equipment in Parts Catalog (Complete Breakdown of Components)		
309-0237	1	Sender, Pressure Switch
103-0512	1	Gear Case
145-0460	1	Adapter, Air Cleaner
140-1151	1	Tube, Air Inlet
134-2130	1	Wheel, Blower
104-0740	1	Flywheel and Ring Gear
520-0560	1	Link, Throttle - Governor Control
148-0747	1	Carburetor (LPG)
502-0395	1	Connector, Hose
503-0745	1	Hose (1/4 I.D. x 5" Lg.)
505-0101	2	Nipple, Hose (3/8" x 1")
505-0019	1	Bushing, Reducer (3/8" x 1/2)
505-0039	1	Elbow, Pipe
148-0758	1	Fitting, Hose

# 900-0043

## Supplementary Parts List

for

Model CCKB-MS Spec 2897 J  
 Standard Parts Catalog 927-0404 Parts Key 2

Parts Listed Below Apply to the Above Model. Use These Parts in Place of (or Addition to) the Parts Listed in the Standard Parts Catalog.

PART NO.	QUAN.	DESCRIPTION.
FULL FLO OIL FILTER listed as Optional Equipment in Parts Catalog (Complete Breakdown of Components)		
309-0237	1	Sender, Pressure Switch
103-0512	1	Gear Case
145-0460	1	Adapter, Air Cleaner
140-1151	1	Tube, Air Inlet
134-2130	1	Wheel, Blower
104-0740	1	Flywheel and Ring Gear
520-0560	1	Link, Throttle - Governor Control
148-0747	1	Carburetor (LPG)
502-0395	1	Connector, Hose
503-0745	1	Hose (1/4 I.D. x 5" Lg.)
505-0101	2	Nipple, Hose (3/8" x 1")
505-0019	1	Bushing, Reducer (3/8" x 1/2)
505-0039	1	Elbow, Pipe
148-0758	1	Fitting, Hose

# 900-0043

## Supplementary Parts List

### for

**Model** CCKB-MS **Spec** 2898 J

**Standard Parts Catalog** 927-0404 **Parts Key** 2

Parts Listed Below Apply to the Above Model. Use These Parts in Place of (or in Addition to) the Parts Listed in the Standard Parts Catalog.

PART NO.	QUAN.	DESCRIPTION
NOTE: This Model is Vacu-flo Cooled		
110-2289	1	Block Assembly, Cylinder (Includes Bearings, Guides & Seats)
110-1827	2	Guide, Intake Valve
110-1000	2	Seat, Intake Valve
110-1037	2	Valve, Intake
110-0904	2	Rotor, Valve (Intake)
509-0090	2	Seals, Valve Stem Oil
104-0915	1	Crankshaft
101-0429	1	Plate, Bearing
520-0114	5	Stud, Bearing Plate Mounting
110-0445	5	Nut, Bearing Plate Mounting
509-0123	1	Seal, Crankshaft Oil
509-0110	1	Seal, Dust
102-0759	1	Base, Oil
120-0648	1	Cup, Oil Pump Intake (Includes Cup, Screen & Pipe)
123-0527	1	Cap and Indicator, Oil Fill
149-0136	1	Cover, Fuel Pump Hole
800-0004	2	Screw, Fuel Pump Hole Cover Mounting
103-0522	1	Gear Case
166-0519	1	Bracket, Timing
134-2130	1	Wheel, Blower
104-0740	1	Flywheel and Ring Gear
134-3061	1	Housing, Blower
166-0279	1	Bracket, Ignition Coil Mounting
517-0034	1	Plug, Dot Button
166-0286	1	Screw, Ignition Coil Bracket
134-3057	1	Scroll, Blower Housing
134-3095	1	Housing, Cylinder Air - L/Hand
134-3096	1	Housing, Cylinder Air - R/Hand
149-1322	1	Pump, Fuel (Includes Parts Marked *)
142-0537	1	*Valve Plate Assembly
142-0540	2	*Screw, Pump Cover
149-1323	1	*Gasket, Cover to Valve Plate
142-0541	1	*Gasket, Base to Diaphragm
142-0545	1	*Spring, Pump Diaphragm
149-1326	1	*Cover, Fuel Pump

# 900-0043

## Supplementary Parts List

for

**Model** CCKB-MS **Spec** 2898 J  
**Standard Parts Catalog** 927-0404 **Parts Key** 2

Parts Listed Below Apply to the Above Model. Use These Parts in Place of (in Addition to) the Parts Listed in the Standard Parts Catalog.

PART NO.	QUAN.	DESCRIPTION
149-1324	1	*Base, Fuel Pump
142-0552	1	*Plate, Pump Spring
142-0555	1	*Diaphragm, Pump
149-1321	1	Cap, Fuel Inlet
503-0301	2	Clip, Corbin
505-0573	1	Hose, Vacuum (Pump to Block)
154-1735	1	Manifold, Exhaust
154-0973	2	Gasket, Exhaust Manifold Mounting
FULL FLOW OIL FILTER in Parts Catalog - Optional Equipment (Complete breakdown listed)		
309-0237	1	Switch, Pressure
140-0864	1	Adapter, Air Cleaner (Carburetor Air Inlet)
123-0732	1	Tube, Breather Connector
140-0921	1	Gasket, Air Horn
502-0313	1	Elbow, Hose
140-1240	1	Adapter, Air Cleaner (Remote)
503-0365	1	Clamp, Hose
140-1176	1	Elbow, Air Inlet
154-0951	1	Manifold, Intake
153-0453	1	Bracket, Choke Arm

**900-0043**

# Supplementary Parts List for

Model CCKB-MSSpec 2900JStandard Parts Catalog 927-0404Parts Key 2

Parts Listed Below Apply to the Above Model. Use These Parts in Place of (or in Addition to) the Parts Listed in the Standard Parts Catalog.

PART NO.	QUAN.	DESCRIPTION
		NOTE: This Model has a Variable Speed Governor
110-1418	1	Block Assembly, Cylinder (Includes Bearings, Guides and Seats)
104-0878	1	Crankshaft
102-0756	1	Base, Oil
120-0648	1	Intake, Oil Pump (Includes Cup, Screen & Pipe)
123-0694	1	Cap and Indicator, Oil Fill
502-0020	1	Elbow, Oil Line
501-0203	1	Line, Oil - Out of Top of Blower Housing
508-0095	1	Grommet, Oil Line
134-2791	1	Housing, Cylinder Air R/Hand
PISTON AND PIN (Includes		Retaining Rings)
112-0073	2	Standard
112-0073-05	2	.005" Oversize
112-0073-10	2	.010" Oversize
112-0073-20	2	.020" Oversize
112-0073-30	2	.030" Oversize
112-0073-40	2	.040" Oversize
RING SET, PISTON		
113-0126	2	Standard
113-0126-05	2	.005" Oversize
113-0126-10	2	.010" Oversize
113-0126-20	2	.020" Oversize
113-0126-30	2	.030" Oversize
113-0126-40	2	.040" Oversize
193-0005	1	Gauge, Oil Pressure
193-0031	1	Clamp, Oil Gauge
152-0041	1	Washer, Spring Tension
152-0170	1	Arm, Variable Speed Governor Control
302-0060	1	Ammeter, Charge 20-0-20
309-0029	1	Switch, Start
308-0232	1	Switch, Ignition
301-2780	1	Panel, Control
505-0329	1	Cap, Pipe
141-0281	1	Gasket, Carburetor Flange
154-0951	1	Manifold, Intake
153-0327	1	Bracket, Choke
502-0313	1	Elbow, Hose
154-0998	1	Manifold, Exhaust
154-0973	2	Gaskets, Exhaust Manifold

**900-0043**

**Model** CCKB-MS

Spec 2900J

# Standard Parts Catalog 927-0404

## Parts Key 2

Parts Listed Below Apply to the Above Model. Use These Parts in Place of (Addition to) the Parts Listed in the Standard Parts Catalog.

PART NO.	QUAN.	DESCRIPTION
140-0921	1	Gasket, Air Horn
160-0948	1	Wheel, Magneto (Includes Ring Gear)

# 900-0043

## Supplementary Parts List

### for

**Model** CCKB-MS **Spec** 2904 J

**Standard Parts Catalog** 927-0404 **Parts Key** 2

Parts Listed Below Apply to the Above Model. Use These Parts in Place of (or in Addition to) the Parts Listed in the Standard Parts Catalog.

PART NO.	QUAN.	DESCRIPTION
NOTE: This Model has a 20 Ampere Flywheel Charging Alternator (Complete breakdown in Parts Catalog) - Optional Equipment		
110-1911	1	Block Assembly, Cylinder (Includes Bearing, Guides & Seats)
110-1000	2	Seat, Intake Valve
104-0872	1	Crankshaft
509-0123	1	Seal, Crankshaft Oil
509-0110	1	Seal, Dust
102-0759	1	Base, Oil
120-0648	1	Cup, Oil Pump Intake (Includes Cup, Screen & Pipe)
123-0694	1	Cap and Indicator, Oil Fill
FULL FLO OIL FILTER Shown as Optional Equipment in Parts Catalog - Components Listed		
134-2462	1	Wheel, Blower (Includes Ring Gear & Magnets)
134-2824	1	Guard, Flywheel
134-2933	1	Housing, Cylinder Air - R/Hand
134-3054	1	Housing, Blower
503-0582	1	Hose, Breather
140-1073	1	Clamp, Air Cleaner
140-1061	1	Cover, Air Cleaner (Inlet)
140-1071	1	Element, Air Cleaner
140-1066	1	Cover, Air Cleaner (Outlet)
503-0311	1	Clamp, Hose (2" x 1/2")
140-1067	1	Bracket, Air Cleaner Mounting
140-1075	1	Elbow, Air Inlet
154-1051	1	Manifold, Intake
154-1024	1	Manifold, Exhaust
154-0973	2	Gasket, Exhaust Manifold
145-0398	1	Adapter, Carburetor Air Inlet
153-0464	1	Bracket, Manual Choke
518-0176	1	Clip, Cable
152-0155	1	Swivel, Choke Lever
145-0479	1	Arm, Carburetor Throttle Extension
505-0057	1	Plug, Square Head (1/8)
153-0327	1	Bracket, Cable
140-0921	1	Gasket, Air Horn
508-0084	1	Grommet

**900-0043****Supplementary Parts List****for****Model** CCKB-MS**Spec** 2904 J**Standard Parts Catalog** 927-0404**Parts Key** 2

Parts Listed Below Apply to the Above Model. Use These Parts in Place of (in Addition to) the Parts Listed in the Standard Parts Catalog.

PART NO.	QUAN.	DESCRIPTION
501-0203	1	Line, Oil
502-0196	1	Elbow, Street 90°
167-0188	1	Clip (one lower right Gearcase Cover and one oil fill tube)
193-0171	1	Bracket and Fitting Assembly (Oil Gauge)
505-0057	1	Plug, Pipe
502-0003	1	Connector

SPECIAL PARTS LIST FOR MODEL

CCKB-MS

SPEC

2906J

FOR STANDARD PARTS REFER TO CATALOG

927-0404

KEY NO.

2

OPTIONAL GROUPS IN CATALOG ARE LISTED BY GROUP NO. BELOW WHEN USED.

PART NO.	QTY.	DESCRIPTION	PART NO.	QTY.	DESCRIPTION
Group - 6		Flywheel Alternator (Syncro)			
Group - 13		Top Mounted Engine Control			
167-0188	2	Clip, Harness			
154-0998	1	Manifold, Exhaust			
153-0327	1	Bracket, Choke			
505-0329	1	Cap, Pipe			
154-0973	2	Gasket, Exhaust Manifold			
518-0176	1	Clip, Choke Cable			
508-0084	1	Grommet, Rubber			
134-2995	1	Housing, Blower			
501-0203	1	Line, Oil			
502-0020	1	Elbow			
150-1023	1	Stud, Governor Adjusting			

SPECIAL PARTS LIST FOR MODEL

CCKB-MS

SPEC

2907J

FOR STANDARD PARTS REFER TO CATALOG

927-0404

KEY NO.

2

OPTIONAL GROUPS IN CATALOG ARE LISTED BY GROUP NO. BELOW WHEN USED.

PART NO.	QTY.	DESCRIPTION	PART NO.	QTY.	DESCRIPTION
----------	------	-------------	----------	------	-------------

Group - 6		Flywheel Alternator (Syncro)			
-----------	--	------------------------------	--	--	--

167-0188	2	Clip, Harness			
----------	---	---------------	--	--	--

104-0877	1	Crankshaft			
----------	---	------------	--	--	--

134-2824	1	Guard, Flywheel Cap Screw			
----------	---	---------------------------	--	--	--

# 900-0043

## Supplementary Parts List

### for

Model CCKB-MS Spec 2909 J  
 Standard Parts Catalog 927-0404 Parts Key 2

Parts Listed Below Apply to the Above Model. Use These Parts in Place of (or in Addition to) the Parts Listed in the Standard Parts Catalog.

PART NO.	QUAN.	DESCRIPTION
110-0915	1	Block Assembly, Cylinder (Includes Bearings, Guides & Seats)
104-0872	1	Crankshaft
102-0759	1	Base, Oil
120-0648	1	Cup, Oil Pump Intake (Includes Cup, Screen & Pipe)
123-0694	1	Cap and Indicator, Oil Fill
134-2995	1	Housing, Blower
134-2791	1	Housing, Cylinder Air (Right Hand)
VARIABLE SPEED GOVERNOR		shown as Optional Equipment in main Parts Catalog.
154-0998	1	Manifold, Exhaust
150-0147	1	Stud, Vari-Speed Governor

## SPECIAL PARTS LIST FOR MODEL

CCKB-S

SPEC

2911J

FOR STANDARD PARTS REFER TO CATALOG 927-0404

KEY NO. 1

OPTIONAL GROUPS IN CATALOG ARE LISTED BY GROUP NO. BELOW WHEN USED.

PART NO.	QTY.	DESCRIPTION	PART NO.	QTY.	DESCRIPTION
Group - 8		Spin On Oil Filter			
Group - 19		High Profile Breaker Box			
110-1827	2	Guide, Valve - Intake			
110-1957	1	Block Assembly, Cylinder			
509-0090	2	Seal, Valve Stem Oil			
509-0123	1	Seal, Crankshaft Oil			
509-0110	1	Seal, Dust			
104-0872	1	Crankshaft			
105-0238	1	Camshaft			
102-0688	1	Base, Oil			
123-0506	1	Cap and Indicator, Oil Fill			
123-0508	1	Tube, Oil Fill			
309-0237	1	Switch, Low Oil Pressure			
103-0533	1	Gear Cover - (Complete)			
509-0105	1	Seal, Oil-Gear Cover			
509-0126	1	Seal, Oil-Gear Cover			
150-0635	1	Arm, Governor			
150-0698	1	Spring, Governor			
134-2555	1	Wheel, Blower			
134-1889	1	Guard, Blower Wheel			
140-0645	1	Adapter, Air Cleaner			
140-0584	1	Gasket, Adapter to Adapter			
140-1087	1	Gasket, Air Cleaner			
134-2862	1	Housing, Blower			
167-0229	2	Support, Hi Tension			
167-1596	1	Lead, Hi Tension			
167-1595	1	Lead, Hi Tension			
166-0346	1	Coil Ignition			
517-0034	1	Button, Dot			
153-0327	1	Bracket, Choke			
518-0176	1	Clip, Cable			
134-2237	1	Housing, Cylinder Air R/H			
166-0444	1	Bracket, Coil and Governor			
150-1021	1	Lever, Throttle Control			
515-0202	1	Key, Crankshaft			

## Parts Not Furnished by Onan:

Air Cleaner

Flywheel Capscrew Guard

Rope Sheave

## SPECIAL PARTS LIST FOR MODEL

CCKB-S

SPEC

2912J

FOR STANDARD PARTS REFER TO CATALOG

927-0404

KEY NO.

1

OPTIONAL GROUPS IN CATALOG ARE LISTED BY GROUP NO. BELOW WHEN USED.

PART NO.	QTY.	DESCRIPTION	PART NO.	QTY.	DESCRIPTION
110-1827	2	Guide, Valve - Intake			
110-1904	1	Block Assembly, Cylinder (Includes Bearings, Guides And Seats)			
104-0872	1	Crankshaft			
509-0090	2	Seal, Valve Stem Oil			
120-0413	1	Intake, Oil Pump (Includes Cup, Screen And Pipe)			
102-0688	1	Base, Oil			
123-0506	1	Cap And Indicator, Oil Fill			
123-0508	1	Tube, Oil Fill			
509-0117	1	"O" Ring			
509-0105	1	Seal, Oil - Gearcase			
509-0126	1	Seal, Oil - Gearcase			
160-1135	1	Box, Breaker (Complete) - Tall			
160-1040	1	"O" Ring			
160-1041	1	Bushing, Breaker Box			
160-0723	1	Plunger, Breaker Box			
160-0931	1	Guide, Breaker Box			
160-0261	1	Wick, Breaker Box			
140-0645	1	Adapter, Air Cleaner			
140-0584	1	Gasket, Air Cleaner			
154-0951	1	Manifold, Intake			
153-0327	1	Bracket, Choke			
518-0176	1	Clip, Cable			
150-0635	1	Bracket, Governor			
150-0698	1	Spring, Governor			
134-2405	1	Housing, Blower			
134-0588	1	Housing, Cylinder Air R/Hand			
153-0097	1	Choke			
167-1500	1	Cable, Hi-Tension #2 Cylinder			
167-1501	1	Cable, Hi-Tension #1 Cylinder			

MODEL CCKB-MS SPEC. 2920J

**SUPPLEMENTARY PARTS LIST 900-43 (per above model and spec.)**

Parts listed below apply to the above model. Use these parts in place of ( or in addition to ) the parts listed for Parts Key 2 in the standard parts catalog No. 927-0404

PART NO.	QUAN.	DESCRIPTION
		NOTE: This Model has a 15 Ampere Flywheel Charging Alternator and Full Flo Oil Filter
110-1860	1	Block Assembly, Cylinder (Includes Bearings, Guides and Seats)
104-0872	1	Crankshaft
102-0759	1	Base, Oil
123-0694	1	Cap and Indicator
120-0648	1	Intake, Oil Pump (Includes Cup, Screen & Pipe)
122-0320	1	Adapter, Oil Filter
122-0321	1	Gasket, Oil Filter Adapter
122-0323	1	Filter, Oil
122-0347	1	Seal, Air Oil Filter
505-0057	1	Plug, Oil Filter
149-0136	1	Cover, Fuel Pump Hole
191-0885	1	Stator - 15 Ampere
191-0886	1	Regulator, Voltage
134-2100	2	Spacer
191-1078	1	Bracket, Regulator Mtg.
134-2828	1	Housing, Blower
134-2760	1	Housing, Cylinder Air R/Hand
134-2621	1	Wheel, Blower (Included Ring Gear & Magnets)
152-0086	1	Bracket Mounting - Vari Speed Governor
152-0083	1	Arm, Control
152-0041	1	Washer, Tension
152-0090	1	Stud, Governor
150-0621	2	Nut, Governor
150-0098	1	Spring, Governor
141-0726	1	Carburetor (LPG) Components listed in Carburetor Section (Begin Spec H) in Parts Catalog

## SPECIAL PARTS LIST FOR MODEL

CCKB-MS

SPEC

2933J

FOR STANDARD PARTS REFER TO CATALOG 927-0404

KEY NO. 2

OPTIONAL GROUPS IN CATALOG ARE LISTED BY GROUP NO. BELOW WHEN USED

PART NO.	QTY.	DESCRIPTION	PART NO.	QTY.	DESCRIPTION
Group - 4		Flywheel Alternator (WFCO)			
Group - 8		Spin On Oil Filter			
Group - 31		Carburetor (141-0744)			
110-2289	1	Block Assembly, Cylinder	520-0187	1	Stud, Governor Adjusting
110-1827	2	Guide, Intake Valve	301-3843	1	Bracket, Terminal Block
110-1037	2	Valve, Intake	332-1273	1	Strip, Marker
110-0893	2	Retainer, Valve Spring	332-0604	1	Block, Terminal
509-0090	2	Seal, Valve Stem Oil	338-0619	1	Harness, Wiring
101-0429	1	Plate, Bearing	505-0008	1	Plug, Pipe
101-0449	1	Bearing, Bearing-Camshaft	502-0039	1	Elbow
520-0114	5	Stud, Bearing Plate Mtg.	148-0582	1	Hose, Breather
110-0445	5	Nut, Bearing Plate Mtg.	503-0171	2	Clamp, Hose
104-0916	1	Crankshaft			
102-0791	1	Base, Oil			
123-0527	1	Cap & Indicator, Oil Fill			
123-0675	1	Tube, Oil Fill			
149-0136	1	Cover, Fuel Pump Hole			
509-0008	1	Seal, Oil			
134-3088	1	Housing, Blower			
134-2760	1	Housing, Cylinder Air RH			
191-0919	1	Pulley, Drive			
191-1112	1	Spacer, Drive Pulley			
150-0147	1	Stud, Governor Adjusting			
152-0193	1	Arm, Governor-Rear Pull			
152-0155	1	Swivel, Choke			
516-0059	1	Pin, Cotter			
140-1319	1	Bracket, Air Cleaner			
508-0051	1	Grommet, Rubber			
140-1240	1	Adapter, Air Cleaner			
140-1186	1	Elbow Air Inlet			
503-0365	1	Clamp, Hose			
159-0865	1	Line, Fuel			
503-0004	1	Clamp, Air Cleaner			
154-1116	1	Manifold, Intake			
145-0398	1	Adapter, Carb Air Inlet			
154-0998	1	Manifold, Exhaust			
505-0329	1	Cap, Pipe			
154-0973	2	Gasket, Exhaust Manifold			
505-0057	1	Plug, Pipe			
140-0921	1	Gasket, Air Horn			
148-0465	1	Regulator, LP Gas			
502-0039	1	Elbow, Inverted Male			
505-0099	1	Nipple, Close			
148-0418	1	Vaporizer, Gas			
148-0756	1	Bracket, VPR Regulator			
502-0183	1	Elbow, Male Flare			
150-0974	2	Joint, Ball			

Parts Not Furnished By Onan  
Air Cleaner

## SPECIAL PARTS LIST FOR MODEL

CCKB-MS

SPEC

2934J

FOR STANDARD PARTS REFER TO CATALOG

927-0404

KEY NO.

2

OPTIONAL GROUPS IN CATALOG ARE LISTED BY GROUP NO. BELOW WHEN USED.

PART NO.	QTY.	DESCRIPTION	PART NO.	QTY.	DESCRIPTION
Group - 5		Flywheel Alternator (Phelon)			
Group - 8		Spin On Oil Filter			
110-1860	1	Block Assembly, Cylinder			
104-0778	1	Crankshaft			
509-0123	1	Seal, Crankshaft Oil			
509-0110	1	Seal, Crankshaft Dust			
102-0782	1	Base, Oil			
505-0040	1	Elbow			
505-0210	1	Nipple, Pipe			
505-0100	1	Nipple			
505-0307	1	Coupling, Reducer			
123-1279	1	Bracket, Oil Fill Tube			
123-0286	1	Plate, Oil Fill			
123-1281	1	Tube, Oil Fill			
123-0876	1	Cap And Indicator Oil Fill			
502-0020	1	Elbow, Street			
501-0004	1	Line, Oil			
103-0533	1	Gearcase (Complete)			
509-0105	1	Seal, Oil			
509-0126	1	Seal, Oil			
134-2824	1	Guard, Flywheel Capscrew			
145-0398	1	Adapter, Carb Air Inlet			
140-0921	1	Gasket, Air Inlet			
153-0327	1	Bracket, Choke			
518-0176	1	Clip, Cable			
152-0193	1	Arm, Governor			
152-0196	1	Spacer			
150-0147	1	Stud, Governor Adjusting			
152-0155	1	Swivel, Choke Lever			
516-0059	1	Pin, Cotter			
152-0192	1	Bracket, Governor Control			
518-0176	1	Clip, Cable			
503-0004	1	Clamp, Air Cleaner			
140-1073	1	Clamp, Air Cleaner			
140-1081	1	Cover, Air Cleaner (Inlet)			
140-1071	1	Element			
140-1066	1	Cover, Air Cleaner (Outlet)			
503-0311	1	Clamp, Hose			
140-1075	1	Elbow, Air Inlet			
140-1067	1	Bracket, Air Cleaner			
134-3066	1	Housing, Blower			
193-0005	1	Gauge, Oil			
502-0017	1	Connector, Female			

# 900-0043

## Supplementary Parts List

for

Model CCKB-S Spec 2935J

Standard Parts Catalog 927-0404 Parts Key 1

Parts Listed Below Apply to the Above Model. Use These Parts in Place of (or in Addition to) the Parts Listed in the Standard Parts Catalog.

PART NO.	QUAN.	DESCRIPTION
NOTE: This model has a Optional Variable Speed Governor - Complete breakdown in Main Parts Catalog		
110-0915	1	Block Assembly, Cylinder
104-0881	1	Crankshaft
515-0061	1	Key, Crankshaft Stub
120-0413	1	Cup, Oil Pump Intake
102-0468	1	Base, Oil
516-0011	2	Pin, Gear Cover
167-1557	1	Cable, Spark Plug - Hi Tension - 17"
167-1559	1	Cable, Spark Plug - Hi Tension - 19"
123-0762	1	Cap and Indicator, Oil Fill
123-0958	2	Screen, Breather Tube
134-1579	1	Housing, Blower
517-0021	1	Button, Dot - Housing
193-0068	1	Gauge, Oil Pressure
167-0237	2	Plug, Spark - Resistor
141-0689	1	Carburetor - Complete breakdown in Main Parts Catalog
140-1302	1	Gasket, Adapter to Carburetor

## SPECIAL PARTS LIST FOR MODEL

CCKB-MS

SPEC

2947J

FOR STANDARD PARTS REFER TO CATALOG

927-0404

KEY NO.

2

OPTIONAL GROUPS IN CATALOG ARE LISTED BY GROUP NO. BELOW WHEN USED.

PART NO.	QTY.	DESCRIPTION	PART NO.	QTY.	DESCRIPTION
Group - 13		Top Mounted Engine Control			
104-0881	1	Crankshaft			
105-0234	1	Camshaft			
160-0752	1	Stator Assy Magneto (Includes Parts Marked *)			
160-0750	1	* Coil, Magneto Stator			
160-0749	1	* Pole Shoe, Magneto Stator			
167-1557	1	Lead, Hi Tension			
167-1559	1	Lead, Hi Tension			
167-0188	4	Clip, Harness			
508-0095	2	Grommet, Hi Tension			
160-0791	1	Cam, Timing Control			
160-0789	1	Weight Assy, Timing Control			
518-0185	2	Ring Retaining, Timing Cont.			
160-0727	1	Spring, Timing Control			
160-0726	1	Retainer, Timing Control			
150-0075	1	Pin Governor Center			
160-0948	1	Wheel, Magneto (Includes Ring Gear & Magnets)			
192-0308	1	Sheave, Rope			
192-0296	1	Backplate			
508-0084	1	Grommet, Oil Line			
502-0020	1	Elbow			
501-0203	1	Line, Oil			
140-1087	1	Gasket, Air Cleaner			
154-0998	1	Manifold, Exhaust			
505-0329	1	Cap, Pipe			
153-0327	1	Bracket, Choke			
154-0973	2	Gasket, Exhaust Manifold			
518-0176	1	Clip, Choke Cable			
134-2998	1	Housing, Blower			
517-0009	1	Button, Dot			
150-0147	1	Stud, Governor Adjusting			
150-0098	1	Spring, Governor			

Power  
Generation

June 1, 1977

Redistribution or publication of this document  
by any means, is strictly prohibited.

SPECIAL PARTS LIST FOR MODEL

CCKB-MS

SPEC

2953J

FOR STANDARD PARTS REFER TO CATALOG

927-0404

KEY NO.

2

OPTIONAL GROUPS IN CATALOG ARE LISTED BY GROUP NO. BELOW WHEN USED.

PART NO.	QTY.	DESCRIPTION	PART NO.	QTY.	DESCRIPTION
----------	------	-------------	----------	------	-------------

Group - 6		Flywheel Alternator (Syncro)			
Group - 22		Variable Speed Governor			
193-0108	1	Sender, Oil Pressure			
502-0058	1	Tee, Oil Pressurer Sender			
134-2824	1	Guard, Flywheel Cap Screw			

# 900-0043

## Supplementary Parts List

### for

Model CCKB-MS Spec 2969J  
 Standard Parts Catalog 927-0404 Parts Key 2

Parts Listed Below Apply to the Above Model. Use These Parts in Place of (or in Addition to) the Parts Listed in the Standard Parts Catalog.

PART NO.	QUAN.	DESCRIPTION
This Model has Vacu-Flo Cooling and Optional Full Flow Oil Filter-Complete Breakdown in Main Parts Catalog		
110-1832	1	Block Assembly, Cylinder
104-0872	1	Crankshaft
110-1037	2	Valve, Intake
110-0904	4	Rotocap
509-0090	2	Seal, Valve Stem
120-0648	1	Cup, Oil Pump Intake
102-0828	1	Base, Oil
122-0345	1	Tube, Oil Filter Drain
166-0519	1	Indicator, Timing Bracket
123-0694	1	Cap and Indicator, Oil Fill
123-0958	2	Screen, Breather Tube
309-0237	1	Switch, Low Oil Pressure
134-3320	1	Housing, Blower
517-0035	1	Plug, Dot Button - 1-1/16"
150-1560	1	Bracket and Lever - Throttle Control
167-0237	2	Plug, Spark
150-0635	1	Bracket, Governor
134-2956	1	Guard, Scroll Outlet
134-3317	1	Scroll, Air Discharge
309-0002	1	Switch, Temperature Cutoff
166-0641	1	Bracket, Coil Mounting
167-1581	1	Cable, Spark Plug - 15"
167-1557	1	Cable, Spark Plug - 17"
503-0311	2	Clamp, Coil Mounting
154-0973	2	Gasket, Exhaust
155-0906	1	Muffler, Exhaust
141-0281	2	Gasket - Carburetor and Coil Bracket Mounting
154-1116	1	Manifold, Intake
301-3843	1	Bracket, Terminal Block Mounting
332-1273	1	Marker, Strip
332-0604	1	Block, Terminal
338-0619	1	Harness, Wiring
140-1087	1	Gasket, Adapter to Carburetor
134-3095	1	Housing, Cylinder Air - L.H.
134-3096	1	Housing, Cylinder Air - R.H.
517-0021	2	Wheel, Blower
		Plug, Dot Button - 7/8"

# 900-0043

## Supplementary Parts List

for

Model CCKB-MS Spec 2969J  
Standard Parts Catalog 927-0404 Parts Key 2

Parts Listed Below Apply to the Above Model. Use These Parts in Place of (or in Addition to) the Parts Listed in the Standard Parts Catalog.

PART NO.	QUAN.	DESCRIPTION
150-0698	1	Spring, Governor
515-0202	1	Key, Crankshaft Stub
141-0689	1	Carburetor - Complete Breakdown in Main Parts Catalog
505-0057	1	Plug, 1/8" - Intake Manifold
505-0618	1	Cap, Muffler

## SPECIAL PARTS LIST FOR MODEL

CCKB-MS

SPEC

2984J

FOR STANDARD PARTS REFER TO CATALOG

927-0404

KEY NO.

2

OPTIONAL GROUPS IN CATALOG ARE LISTED BY GROUP NO. BELOW WHEN USED.

PART NO.	QTY.	DESCRIPTION	PART NO.	QTY.	DESCRIPTION
Group - 1		Alternator Left Side Mt.			
Group - 14		Vacu-Flo Cooling			
102-0791	1	Base, Oil			
505-0110	2	Plug, Oil Base			
505-0019	2	Bushing, Reducer			
123-0527	1	Cap & Indicator, Oil Fill			
123-0679	1	Tube, Oil Fill			
104-0879	1	Crankshaft			
502-0058	1	Tee, Oil Pressure Switch			
501-0004	1	Line, Oil			
309-0237	1	Switch, Pressure			
191-1113	1	Brace, Alternator Support			
134-0753	1	Wheel, Blower			
134-0564	1	Scroll, Blower Housing			
167-1483	1	Lead, Hi Tension #2 Cyl.			
167-1489	1	Lead, Hi Tension #1 Cyl.			
166-0346	1	Coil, Ignition			
150-1268	1	Bracket, Governor Linkage			
134-3122	1	Housing, Blower			
517-0035	1	Plug, Dot Button			
517-0021	1	Plug, Dot Button			
193-0005	1	Gauge, Oil			
502-0005	1	Elbow, Inverted Male			
154-0998	1	Manifold, Exhaust			
505-0329	1	Cap, Pipe			
153-0327	1	Bracket, Choke			
518-0176	1	Clip, Choke Cable			
154-0973	2	Gasket, Exhaust Manifold			
515-0103	1	Key, Crankshaft			

Power  
Generation

June 1, 1977

Redistribution or publication of this document  
by any means, is strictly prohibited.

1

1

# 900-0043

## Supplementary Parts List

for

Model CCKB-MS

Spec 2985 J

Standard Parts Catalog 927-0404

Parts Key 2

Parts Listed Below Apply to the Above Model. Use These Parts in Place of (or in Addition to) the Parts Listed in the Standard Parts Catalog.

PART NO.	QUAN.	DESCRIPTION
110-1860	1	Block Assembly, Cylinder (Includes Bearings, Guides and Seats)
104-0872	1	Crankshaft
102-0782	1	Base, Oil
120-0648	1	Cup, Oil Pump Intake (Includes Cup, Screen & Pipe)
123-0694	1	Cap and Indicator, Oil Fill
141-0726	1	Carburetor (Gas) - NOTE: Carburetor Parts listed in main parts catalog - Begin Spec H.
152-0090	1	Stud, Governor Adjusting
FULL FLO OIL FILTER AND ASSOCIATED PARTS Listed As Optional Equipment in Main Parts Catalog.		
134-2828	1	Housing, Blower
134-2760	1	Housing, Cylinder Air - R/Hand

SPECIAL PARTS LIST FOR MODEL

CCKB-MS

SPEC

2989J

FOR STANDARD PARTS REFER TO CATALOG

927-0404

KEY NO. 2

OPTIONAL GROUPS IN CATALOG ARE LISTED BY GROUP NO. BELOW WHEN USED.

PART NO.	QTY.	DESCRIPTION	PART NO.	QTY.	DESCRIPTION
110-1904	1	Block Assembly, Cylinder			
110-1827	2	Guide, Valve			
110-0893	2	Retainer, Valve Spring			
509-0090	2	Seal, Valve Stem Oil			
149-0136	1	Cover, Fuel Pump Hole			
150-0755	1	Arm, Governor			
150-0096	1	Stud, Governor Adjusting			
150-0698	1	Spring, Governor			
141-0726	1 *	Carburetor			
134-2824	1	Guard, Flywheel Capscrew			
134-2926	1	Housing, Blower			
150-1262	1	Bracket, Governor			
141-0713	1	#Needle, Idle Adjusting			

\* - Same as carburetor listed in Group 31  
except parts marked #.

# 900-0043

## Supplementary Parts List for

**Model** CCKB-MS **Spec** 3017 J  
**Standard Parts Catalog** 927-0404 **Parts Key** 2

Parts Listed Below Apply to the Above Model. Use These Parts in Place of (or in Addition to) the Parts Listed in the Standard Parts Catalog.

PART NO.	QUAN.	DESCRIPTION
NOTE: This Model has a 12-Volt, 15 Ampere Flywheel Charging Alternator (shown as Optional Equipment with Associated Parts in main Parts Catalog).		
110-0915	1	Block Assembly, Cylinder (Includes Bearings, Guides & Seats)
104-0872	1	Crankshaft
102-0759	1	Base, Oil
120-0648	1	Cup, Oil Pump Intake (Includes Cup, Screen & Pipe)
123-0694	1	Cap and Indicator, Oil Fill
134-2995	1	Housing, Blower
134-2791	1	Housing, Cylinder Air (Right Hand)
VARIABLE SPEED GOVERNOR		shown as Optional Equipment in main Parts Catalog.
150-0147	1	Stud, Vari-Speed Governor
134-3019	1	Flywheel (Includes Ring Gear)

SPECIAL PARTS LIST FOR MODEL

CCKB-MS

SPEC

3030J

FOR STANDARD PARTS REFER TO CATALOG

927-0404

KEY NO.

2

OPTIONAL GROUPS IN CATALOG ARE LISTED BY GROUP NO. BELOW WHEN USED.

PART NO.	QTY.	DESCRIPTION	PART NO.	QTY.	DESCRIPTION
Group - 6		Flywheel Alternator (Syncro)			
Group - 13		Top Mounted Engine Control			
167-0188	2	Clip, Harness			
501-0203	1	Line, Oil			
508-0084	1	Grommet, Oil Line			
150-0147	1	Stud, Governor Adjusting			
134-3024	1	Housing, Blower			

**Power  
Generation**Redistribution or publication of this document  
by any means, is strictly prohibited.

SPECIAL PARTS LIST FOR MODEL

CCKB-MS

SPEC

3032J

FOR STANDARD PARTS REFER TO CATALOG

927-0404

KEY NO.

2

OPTIONAL GROUPS IN CATALOG ARE LISTED BY GROUP NO. BELOW WHEN USED.

PART NO.	QTY.	DESCRIPTION	PART NO.	QTY.	DESCRIPTION
Group - 5		Flywheel Alternator (Phelon)			
Group - 8		Spin On Oil Filter			
Group - 13		Top Mounted Engine Control			
110-1860	1	Block Assembly, Cylinder			
167-0188	2	Clip, Harness			
134-3019	1	Flywheel (Includes Ring Gear)			
501-0203	1	Line, Oil			
150-0147	1	Stud, Governor Adjusting			
153-0327	1	Bracket, Choke			
518-0176	1	Clip, Choke Cable			
508-0084	1	Grommet, Oil Line			
134-2760	1	Housing, Cylinder Air, RH			
134-3222	1	Housing, Blower			

SPECIAL PARTS LIST FOR MODEL

CCKB-MS

SPEC

3049J

FOR STANDARD PARTS REFER TO CATALOG

927-0404

KEY NO.

2

OPTIONAL GROUPS IN CATALOG ARE LISTED BY GROUP NO. BELOW WHEN USED

PART NO.	QTY.	DESCRIPTION	PART NO.	QTY.	DESCRIPTION
Group - 5		Flywheel Alternator (Phelon)			
Group - 8		Spin On Oil Filter			
110-1860	1	Block Assembly, Cylinder			
104-0382	1	Crankshaft			
167-0188	2	Clip, Harness			
150-0635	1	Bracket, Governor Arm			
150-0096	1	Stud, Governor Adjusting			
150-0698	1	Spring, Governor			
155-0906	1	Muffler, Exhaust			
154-0973	2	Gasket, Exhaust Muffler Mtg.			
134-2760	1	Housing Cylinder RH			
134-2828	1	Housing, Blower			

SPECIAL PARTS LIST FOR MODEL

CCKB-MS

SPEC

3061J

FOR STANDARD PARTS REFER TO CATALOG

927-0404

KEY NO.

2

OPTIONAL GROUPS IN CATALOG ARE LISTED BY GROUP NO. BELOW WHEN USED.

PART NO.	QTY.	DESCRIPTION	PART NO.	QTY.	DESCRIPTION
Group - 1		Alternator Left Side Mtg.			
Group - 8		Spin On Oil Filter			
Group - 22		Variable Speed Governor			
Group - 29		Carburetor (141-0721)			
110-1860	1	Block Assembly, Cylinder			
102-0791	1	Base, Oil			
134-0675	1	Flywheel (Includes Ring Gear)			
501-0004	1	Line, Oil			
508-0095	1	Grommet, Rubber			
134-2760	1	Housing, Cylinder Air RH			
154-1051	1	Manifold, Intake			
154-0998	1	Manifold, Exhaust			
154-0973	2	Gasket, Exhaust Manifold Mtg.			
505-0329	1	Cap, Pipe			
502-0395	1	Elbow, Hose			
153-0327	1	Bracket, Choke			
518-0176	1	Clip, Choke Cable			
193-0173	1	Bracket & Fitting Assy, Oil Line			
505-0057	1	Plug, Pipe			
134-3262	1	Housing, Blower			

## SPECIAL PARTS LIST FOR MODEL

CCKB-MS

SPEC

3074J

FOR STANDARD PARTS REFER TO CATALOG

927-0404

KEY NO.

2

OPTIONAL GROUPS IN CATALOG ARE LISTED BY GROUP NO. BELOW WHEN USED.

PART NO.	QTY.	DESCRIPTION	PART NO.	QTY.	DESCRIPTION
Group - 1		Alternator Left Side Mtg.			
Group - 20		Thermo Magnetic Choke			
Group - 22		Variable Speed Governor			
Group - 28		Carburetor (141-0690)			
102-0791	1	Base, Oil			
155-0906	1	Muffler, Exhaust			
154-0973	2	Gasket, Exhaust Muffler			
505-0618	1	Cap, Pipe			
502-0065	1	Elbow, Male			
150-0939	2	Joint, Ball			
520-0263	1	Stud, Governor Linkage			
140-0971	1	Adapter, Air Cleaner			
140-0921	1	Gasket, Air Cleaner Adapter			

Parts Not Furnished By Onan  
Air Cleaner

SPECIAL PARTS LIST FOR MODEL

CCKB-MS

SPEC

3083J

FOR STANDARD PARTS REFER TO CATALOG

927-0404

KEY NO.

2

OPTIONAL GROUPS IN CATALOG ARE LISTED BY GROUP NO. BELOW WHEN USED.

PART NO.	QTY.	DESCRIPTION	PART NO.	QTY.	DESCRIPTION
----------	------	-------------	----------	------	-------------

Group - 5		Flywheel Alternator (Phelon)			
-----------	--	------------------------------	--	--	--

150-0635	1	Bracket, Governor Arm			
----------	---	-----------------------	--	--	--

150-0698	1	Spring, Governor			
----------	---	------------------	--	--	--

150-0096	1	Stud, Governor Adjusting			
----------	---	--------------------------	--	--	--

SPECIAL PARTS LIST FOR MODEL

CCKB-MS

SPEC

3089J

FOR STANDARD PARTS REFER TO CATALOG

927-0404

KEY NO.

2

OPTIONAL GROUPS IN CATALOG ARE LISTED BY GROUP NO. BELOW WHEN USED.

PART NO.	QTY.	DESCRIPTION	PART NO.	QTY.	DESCRIPTION
Group - 6		Flywheel Alternator (Syncro)			
Group - 8		Spin On Oil Filter			
110-1911	1	Block Assembly, Cylinder			
110-1000	2	Seat, Intake Valve			
110-1037	2	Valve, Intake			
110-0904	2	Rotocap, Intake Valve			
167-0188	2	Clip, Harness			
309-0237	1	Switch, Oil Pressure			
191-1148	1	Pulley Alternator Drive			
134-2760	1	Housing, Cylinder Air RH			
155-0906	1	Muffler, Exhaust			
505-0618	1	Cap, Pipe			
154-0973	2	Gasket, Exhaust Muffler Mtg.			
153-0327	1	Bracket, Choke			
518-0176	1	Clip, Choke Cable			
134-3262	1	Housing, Blower			
150-0635	1	Bracket, Governor Arm			
150-0096	1	Stud, Governor Adjusting			
150-0698	1	Spring, Governor			

SPECIAL PARTS LIST FOR MODEL

CCKB-MS

SPEC

3098J

FOR STANDARD PARTS REFER TO CATALOG

927-0404

KEY NO.

2

OPTIONAL GROUPS IN CATALOG ARE LISTED BY GROUP NO. BELOW WHEN USED.

PART NO.	QTY.	DESCRIPTION	PART NO.	QTY.	DESCRIPTION
Group - 5		Flywheel Alternator (Phelon)			
Group - 13		Top Mounted Engine Control			
110-0893	2	Retainer, Valve Spring			
167-0188	2	Clip, Harness			
501-0203	1	Line, Oil			
502-0020	1	Elbow, Oil Line			
150-0147	1	Stud, Governor			
150-0098	1	Spring, Governor			
141-0726	1	* Carburetor			
134-2995	1	Housing, Blower			
141-0713	1	# Needle, Idle Adjusting			

\* - Same as carburetor listed in Group 31  
except parts marked #.

**900-0043**

# Supplementary Parts List for

**Model** CCKB-MS **Spec** 3100J**Standard Parts Catalog** 927-0404 **Parts Key** 2

Parts Listed Below Apply to the Above Model. Use These Parts in Place of (or in Addition to) the Parts Listed in the Standard Parts Catalog.

PART NO.	QUAN.	DESCRIPTION
NOTE: This model has a Variable Speed Governor and 12 Volt, 20 Amp Flywheel Alternator. Complete breakdown in Main Parts Catalog.		
110-0915	1	Block Assembly, Cylinder
104-0872	1	Crankshaft
110-0893	4	Washer, Spring Retainer - Intake Valve
120-0648	1	Cup, Oil Pump Intake
102-0828	1	Base, Oil
149-0136	1	Cover, Fuel Pump Hole
149-0003	1	Gasket, Fuel Pump Hole
526-0063	2	Washer, Copper Fuel Pump Hole
800-0004	2	Screw, Fuel Pump Cover
123-0694	1	Cap and Indicator, Oil Fill
123-0958	2	Screen, Breather Tube
134-2826	1	Housing, Blower
167-0237	2	Plug, Spark - Resistor
167-1560	1	Cable, Spark Plug - Hi Tension - 24"
167-1581	1	Cable, Spark Plug - Hi Tension - 15"
141-0726	1	Carburetor (Gas) - Complete breakdown in Main Part Catalog
140-0921	1	Gasket, Adapter to Carburetor
152-0090	1	Stud, Variable Speed Adjusting
150-0621	1	Nut, Variable Speed Adjusting Stud

Parts Not Furnished by Onan:

193-0108 - Sender, Oil Pressure Gauge  
 193-0107 - Meter, Oil Pressure

# 900-0043

## Supplementary Parts List

### for

Model CCKB-MS Spec 3104J  
 Standard Parts Catalog 927-0404 Parts Key 2

Parts Listed Below Apply to the Above Model. Use These Parts in Place of (or in Addition to) the Parts Listed in the Standard Parts Catalog.

PART NO.	QUAN.	DESCRIPTION
NOTE: This model has a 12-Volt, 20-Ampere Flywheel Charging Alternator - Complete breakdown of component and associated parts in parts catalog - Optional Equipment		
110-1418	1	Block Assembly, Cylinder (Includes Bearings, Guides and Seats)
104-0878	1	Crankshaft
102-0759	1	Base, Oil
120-0648	1	Cup, Oil Pump Intake (Includes Cup, Screen & Pipe)
123-0694	1	Cap and Indicator, Oil Fill
RING SET, PISTON		
113-0126	2	Standard
113-0126-05	2	.005" Oversize
113-0126-10	2	.010" Oversize
113-0126-20	2	.020" Oversize
113-0126-30	2	.030" Oversize
113-0126-40	2	.040" Oversize
154-0998	1	Manifold, Exhaust
505-0329	1	Cap, Pipe
154-0951	1	Manifold, Intake
153-0327	1	Bracket, Choke
518-0176	1	Clip, Cable
143-0973	2	Gasket, Exhaust Manifold
140-0921	1	Gasket, Air Horn
134-2642	1	Wheel, Blower (Includes Ring Gear)
134-2995	1	Housing, Blower
502-0055	1	Elbow, Pipe (90°)
502-0002	1	Elbow, Inverted Male (90°)
193-0005	1	Gauge, Oil Pressure
153-0328	1	Cable, Choke
152-0041	1	Washer, Spring Tension
152-0170	1	Arm, Vari Speed Governor Control
150-0147	1	Stud, Governor Adjusting
192-0397	1	Plate, Rope Sheave

**SPECIAL PARTS LIST FOR MODEL CCKB-MS SPEC 3105J**  
**FOR STANDARD PARTS REFER TO CATALOG 927-0404 KEY NO. 2**  
**OPTIONAL GROUPS IN CATALOG ARE LISTED BY GROUP NO. BELOW WHEN USED.**

PART NO.	QTY.	DESCRIPTION	PART NO.	QTY.	DESCRIPTION
----------	------	-------------	----------	------	-------------

**NOTE: This model has a Magneto Ignition System**

110-1418	1	Block Assembly, Cylinder (Includes Bearings, Guides and Seats)	152-0041	1	Washer, Spring Tension
104-1320	1	Crankshaft	160-0948	1	Wheel, Magneto - Includes Ring Gear and Magnets
102-0861	1	Base, Oil	150-0147	1	Stud, Governor Adjusting
120-0648	1	Cup, Oil Pump Intake (Includes Cup, Screen and Pipe)	192-0397	1	Plate, Rope Sheave
123-0694	1	Cap and Indicator, Oil Fill	153-0328	1	Cable, Choke
113-0189	2	Standard			
113-0189-05	2	.005" Oversize			
113-0189-10	2	.010" Oversize			
113-0189-20	2	.020" Oversize			
113-0189-30	2	.030" Oversize			
113-0189-40	2	.040" Oversize			
110-1283	1	Cover, Timing, Hole			
502-0020	1	Elbow, Oil Line - Up			
501-0203	1	Line, Oil - Out Top of Blower Housing			
154-0998	1	Manifold, Exhaust (Cross-over)			
505-0329	1	Cap, Pipe			
154-0951	1	Manifold, Intake			
153-0327	1	Bracket, Choke			
518-0176	1	Clip, Choke Cable			
154-0973	2	Gasket, Exhaust Manifold			
140-0921	1	Gasket, Air Horn			
134-2998	1	Housing, Blower			
517-0009	1	Plug, Dot Button			
502-0055	1	Elbow, Pipe			
502-0002	1	Elbow, Inverted Male			
313-0018	1	Button, Stop			
193-0005	1	Gauge, Oil Pressure			
152-0170	1	Arm, Vari Speed Governor Control			

**900-0043**

# Supplementary Parts List for

**Model** CCKB-MS **Spec** 3113J
**Standard Parts Catalog** 927-0404 **Parts Key** 2

Parts Listed Below Apply to the Above Model. Use These Parts in Place of (or in Addition to) the Parts Listed in the Standard Parts Catalog.

PART NO.	QUAN.	DESCRIPTION
Note: This model has a Variable Speed Governor, Full Flow Oil Filter and 12 Volt, 15 Amp Flywheel Alternator shown as optional equipment. Complete breakdown in Main Parts Catalog.		
110-1860	1	Block Assembly, Cylinder
104-0872	1	Crankshaft
120-0648	1	Cup, Oil Pump Intake
102-0828	1	Base, Oil
149-0136	1	Cover, Fuel Pump Hole
149-0003	1	Gasket, Fuel Pump Hole
800-0004	2	Screw, Fuel Pump Hole
526-0063	2	Washer, Fuel Pump Hole
123-0694	1	Cap and Indicator, Oil Fill
123-0958	2	Screen, Breather Tube
134-3019	1	Wheel, Blower and Ring Gear - Includes Magnets
134-2828	1	Housing, Blower
167-0237	2	Plug, Spark
167-1560	1	Cable, Spark Plug - Hi Tension - 24"
167-1581	1	Cable, Spark Plug - Hi Tension - 15"
141-0689	1	Carburetor - Complete Breakdown in Main Parts Catalog.
134-2760	1	Housing, Cylinder Air - R.H.
150-0096	1	Stud, Variable Speed Adjusting
150-0698	1	Spring, Governor

Not Furnished By Onan:

Fuel Pump

# 900-0043

## Supplementary Parts List

for

Model CCKB-MS

Spec 3116J

Standard Parts Catalog 927-0404

Parts Key 2

Parts Listed Below Apply to the Above Model. Use These Parts in Place of (Addition to) the Parts Listed in the Standard Parts Catalog.

PART NO.	QUAN.	DESCRIPTION
		This model is Vacu-Flo Cooled
110-1885	1	Block Assembly, Cylinder (Includes Bearings, G and Seats)
104-0872	1	Crankshaft
110-1037	2	Valve, Intake
110-0904	2	Rotocap, Intake Valve
509-0090	2	Seals, Valve Stem Oil
102-0756	1	Base, Oil
120-0648	1	Cup, Oil Pump Intake (Includes Cup, Screen & Pin)
123-0703	1	Tube, Oil Fill
123-0690	1	Cap and Indicator, Oil Fill
122-0320	1	Adapter, Oil Filter
122-0321	1	Gasket, Adapter
122-0323	1	Filter, Oil
122-0347	1	Seal, Air-Oil-Filter
149-0136	1	Cover, Fuel Pump Hole
166-0519	1	Indicator, Timing
103-0515	1	Gearcase
150-1541	1	Arm & Shaft Governor
140-1240	1	Adapter, Air Cleaner
503-0365	2	Clamp
140-1176	1	Hose, Carburetor Air Inlet
134-0753	1	Wheel, Blower
134-2760	1	Housing, Cylinder Air (Right Hand)
134-1727	1	Scroll, Blower Housing
134-2956	1	Guard, Blower Housing Scroll
134-3273	1	Housing, Blower
508-0084	1	Grommet
517-0035	1	Plug, Dot Button
517-0021	1	Plug, Dot Button
150-1433	1	Bracket, Governor Adjusting
150-1214	1	Spring, Governor
150-1418	1	Stud, Governor Adjusting
154-1051	1	Manifold, Intake
140-0921	1	Gasket, Air Cleaner Adapter
501-0203	1	Line, Oil
502-0196	1	Elbow, Oil Line
503-0311	2	Clamp, Coil Mounting
166-0641	1	Bracket, Coil Mounting
193-0171	1	Bracket, Oil Pressure Switch



**Power  
General**

Redistribution or publication of this document by any means, is strictly prohibited.

**900-0043**

# Supplementary Parts List for

**Model** CCKB-MS **Spec** 3116J**Standard Parts Catalog** 927-0404 **Parts Key** 2

Parts Listed Below Apply to the Above Model. Use These Parts in Place of (or in Addition to) the Parts Listed in the Standard Parts Catalog.

PART NO.	QUAN.	DESCRIPTION
502-0003	1	Connector
140-0867	1	Adapter, Air Cleaner
123-0732	1	Tube, Breather Connector
		Parts Not Furnished by Onan
		Fuel Pump
		Air Cleaner
		Choke

# 900-0043

## Supplementary Parts List

for

**Model** CCKB-MS **Spec** 3140J  
**Standard Parts Catalog** 927-0404 **Parts Key** 2

Parts Listed Below Apply to the Above Model. Use These Parts in Place of (or in Addition to) the Parts Listed in the Standard Parts Catalog.

PART NO.	QUAN.	DESCRIPTION
NOTE: This model has a Variable Speed Governor shown as Optional Equipment in Main Parts Catalog.		
110-0915	1	Block Assembly, Cylinder
104-0872	1	Crankshaft
120-0648	1	Cup, Oil Pump Intake
102-0828	1	Base, Oil
123-0694	1	Cap and Indicator, Oil Fill
123-0958	1	Screen, Breather Tube
134-2984	1	Housing, Blower
167-0237	2	Plug, Spark - Resistor
167-1560	1	Cable, Spark Plug - Hi Tension - 24"
167-1581	1	Cable, Spark Plug - Hi Tension - 15"
154-0998	1	Manifold, Exhaust
505-0329	1	Cap, Exhaust Manifold
141-0689	1	Carburetor - Complete Breakdown in Main Parts Catalog
153-0464	1	Bracket, Choke
154-0973	2	Gasket, Exhaust Manifold
153-0351	1	Choke Assembly, Manual
518-0176	1	Clip, Choke Cable
308-0140	1	Switch - Start, Run, Off

**900-0043**

# Supplementary Parts List

for

**Model** CCKB-MS **Spec** 3141J
**Standard Parts Catalog** 927-0404 **Parts Key** 

Parts Listed Below Apply to the Above Model. Use These Parts in Place of (or in Addition to) the Parts Listed in the Standard Parts Catalog.

PART NO.	QUAN.	DESCRIPTION
		This model is equipped with a 12 Volt 20 Ampere Flywheel Alternator
110-1904	1	Block Assembly, Cylinder (Includes Bearings, Guides and Seats)
104-0881	1	Crankshaft
509-0090	2	Seals, Valve Stem Oil (Intake)
102-0759	1	Base, Oil
123-0508	1	Tube, Oil Fill
123-0527	1	Cap and Indicator, Oil Fill
120-0648	1	Cup, Oil Intake (Includes Cup, Screen & Pipe)
154-1549	1	Manifold, Exhaust
153-0327	1	Bracket, Choke
518-0176	1	Clip, Choke Cable
154-0951	1	Manifold, Intake
140-0921	1	Gasket, Carburetor Air Horn
145-0398	1	Adapter, Carburetor Air Inlet
503-0170	2	Clamp, Breather Hose
152-0186	1	Bracket, Variable Speed Governor
152-0083	1	Arm, Speed Control
152-0184	1	Spacer, Vari Speed Governor
510-0015	10	Ball, Governor Fly
149-0136	1	Cover, Fuel Pump Hole
154-0973	2	Gasket, Exhaust Manifold
152-0185	1	Stud, Governor Adjusting
503-0582	1	Hose, Breather
		Parts not furnished by Onan
		Air Cleaner
		Fuel Pump

# 900-0043

## Supplementary Parts List

for

Model CCKB-MS Spec 3145J  
 Standard Parts Catalog 927-0404 Parts Key 2

Parts Listed Below Apply to the Above Model. Use These Parts in Place of (or in Addition to) the Parts Listed in the Standard Parts Catalog.

PART NO.	QUAN.	DESCRIPTION
		This Model has a 12 Volt 35 Ampere Top Mounted Alternator (Shown as Optional Equipment in Main Parts Catalog)
110-0915	1	Block Assembly, Cylinder (Includes Bearings, Guides and Seats)
104-0872	1	Crankshaft
102-0756	1	Base, Oil
120-0648	1	Cup, Oil Intake (Includes Cup, Screen & Pipe)
123-0679	1	Tube, Oil Fill
123-0527	1	Cap and Indicator, Oil Fill
154-1816	1	Manifold, Exhaust
154-0973	2	Gasket, Exhaust Manifold
103-0515	1	Gear Cover
150-1541	1	Arm & Shaft, Governor
191-0639	1	Baffle, Alternator Air
511-0090	1	Belt, Alternator
134-3280	1	Housing, Blower
518-0176	1	Clip, Cable
150-1343	1	Bracket, Governor Mounting
150-1269	1	Bushing, Governor Control
134-1644	1	Housing, Cylinder Air (Left Hand)
134-2916	1	Housing, Cylinder Air (Right Hand)
140-0921	1	Gasket, Air Cleaner
134-0675	1	Wheel, Blower
150-1435	1	Arm, Governor Control
152-0155	1	Swivel, Choke Lever
150-1398	1	Spring, Governor Idle
516-0059	1	Pin, Cotter

# 900-0043

## Supplementary Parts List

### for

**Model** CCKB-MS **Spec** 3163J

**Standard Parts Catalog** 927-0404 **Parts Key** 2

Parts Listed Below Apply to the Above Model. Use These Parts in Place of (or in Addition to) the Parts Listed in the Standard Parts Catalog.

PART NO.	QUAN.	DESCRIPTION
NOTE: This Model has a 12-Volt, 15 Ampere Flywheel Charging Alternator (shown as Optional Equipment with Associated Parts in main Parts Catalog).		
110-2375	1	Block Assembly, Cylinder (Includes Bearings, Guides & Seats)
104-0872	1	Crankshaft
110-1037	2	Valve, Intake
110-0904	2	Rotocap, Intake Valve
102-0782	1	Base, Oil
120-0648	1	Cup, Oil Pump Intake (Includes Cup, Screen & Pipe)
OIL FILTER and Associated Parts shown as Optional Equipment in Parts Catalog.		
149-0136	1	Cover, Fuel Pump Hole
123-0694	1	Cap and Indicator, Oil Fill
134-2828	1	Housing, Blower
134-2760	1	Housing, Cylinder Air (Right hand)
VARIABLE SPEED GOVERNOR shown as Optional Equipment in main Parts Catalog.		
154-0998	1	Manifold, Exhaust

## SPECIAL PARTS LIST FOR MODEL

CCKB-MS

SPEC

3170J

FOR STANDARD PARTS REFER TO CATALOG

927-0404

KEY NO.

2

OPTIONAL GROUPS IN CATALOG ARE LISTED BY GROUP NO. BELOW WHEN USED.

PART NO.	QTY.	DESCRIPTION	PART NO.	QTY.	DESCRIPTION
Group - 1		Alternator Left Side Mtg.			
Group - 13		Top Mounted Engine Control			
104-0881	1	Crankshaft			
105-0234	1	Camshaft			
160-0752	1	Stator Assy, Magneto (Includes Parts Marked *)			
160-0750	1	* Coil, Magneto Stator			
160-0749	1	* Pole Shoe, Magneto Stator			
167-0188	4	Clip, Harness			
167-1557	1	Lead, Hi Tension			
166-1559	1	Lead, Hi Tension			
508-0095	2	Grommet, Rubber			
160-0791	1	Cam, Timing Control			
160-0789	1	Weight Assy, Timing Control			
518-0185	2	Ring, Retaining-Timing Control			
160-0727	1	Spring, Timing Control			
160-0726	1	Retainer, Timing Control			
150-0075	1	Pin, Governor Center			
160-0948	1	Wheel, Magneto (Includes Ring Gear & Magneto)			
192-0308	1	Sheave, Rope			
192-0296	1	Backplate			
508-0084	1	Grommet, Oil Line			
140-1087	1	Basket, Air Cleaner			
154-0998	1	Manifold, Exhaust			
505-0329	1	Cap, Pipe			
153-0327	1	Bracket, Choke			
154-0973	2	Gasket, Exhaust Manifold			
518-0176	1	Clip, Choke Cable			
134-2998	1	Housing, Blower			
517-0021	1	Button, Dot			
152-0164	1	Arm, Variable Speed Control			
502-0020	1	Elbow, Oil Line			
501-0203	1	Line, Oil			
150-0098	1	Spring, Governor			
302-0062	1	Ammeter (45-0-45)			
150-0147	4	Stud, Governor Adjusting			

## SPECIAL PARTS LIST FOR MODEL

CCKB-MS

SPEC

3193J

FOR STANDARD PARTS REFER TO CATALOG

927-0404

KEY NO.

2

OPTIONAL GROUPS IN CATALOG ARE LISTED BY GROUP NO. BELOW WHEN USED.

PART NO.	QTY.	DESCRIPTION	PART NO.	QTY.	DESCRIPTION
Group - 8		Spin On Oil Filter			
Group - 14		Vacu-Flo Cooling			
110-1832	1	Block Assembly, Cylinder			
110-1000	2	Seat, Intake Valve			
110-1827	2	Guide, Intake Valve			
110-1037	2	Valve, Intake			
110-0893	2	Retainer, Intake Valve Spring			
509-0090	2	Seal, Valve Stem Oil			
102-0791	1	Base, Oil			
166-0519	1	Bracket, Timing			
149-0136	1	Cover, Fuel Pump Hole			
150-0755	1	Arm, Governor			
150-1264	1	Spring, Governor			
150-0096	1	Stud, Governor Adjusting			
191-0134	1	Pulley, Drive			
120-0698	1	Line, Oil			
502-0002	1	Elbow, Oil Line			
508-0084	1	Grommet, Oil Line			
134-2943	1	Housing, Blower			
134-2760	1	Housing, Cylinder Air RH			
503-0582	1	Hose, Breather			
503-0171	2	Clamp, Hose			
134-2215	1	Scroll, Blower Housing			
134-0753	1	Wheel, Blower			
517-0021	2	Button, Dot Scroll			
517-0035	1	Button, Dot Blower Hsg.			
140-1073	1	Clamp, Air Cleaner			
140-1061	1	Cover, Air Cleaner (Inlet)			
140-1071	1	Element, Air Cleaner			
140-1066	1	Cover, Air Cleaner (Outlet)			
503-0311	1	Clamp, Hose			
140-1075	1	Elbow, Air Inlet			
140-1067	1	Bracket, Air Cleaner			
154-1338	1	Manifold, Intake			
154-1364	1	Manifold, Exhaust			
154-0973	2	Gasket, Exhaust Manifold Mtg.			
145-0398	1	Adapter, Air Inlet			
150-0639	2	Joint, Ball			
520-0187	1	Stud, Governor Linkage			
193-0171	1	Bracket & Fitting, Oil Line			
505-0057	3	Plug, Sq. Head			
141-0726	1	Carburetor*			
141-0713	1	#Needle, Idle Adjusting			

\* - Same as carburetor listed in group 31

except parts marked #.

SPECIAL PARTS LIST FOR MODEL

CCKB-MS

SPEC

3195J

FOR STANDARD PARTS REFER TO CATALOG

927-0404

KEY NO.

2

OPTIONAL GROUPS IN CATALOG ARE LISTED BY GROUP NO. BELOW WHEN USED.

PART NO.	QTY.	DESCRIPTION	PART NO.	QTY.	DESCRIPTION
Group - 6		Flywheel Alternator (Syncro)			
Group - 13		Top Mounted Engine Control			
110-2358	1	Block Assembly, Cylinder			
110-1000	2	Seat, Intake Valve			
110-1037	2	Valve, Intake			
110-0904	2	Rotocap, Intake Valve			
153-0327	1	Bracket, Choke			
518-0176	1	Clip, Choke Cable			
508-0084	1	Grommet, Oil Line			
501-0203	1	Line, Oil			
502-0020	1	Elbow, Oil Line			
150-0147	1	Stud, Governor			
150-0098	1	Spring, Governor			
140-1087	1	Gasket, Air Cleaner			
167-0188	2	Clip, Harness			
134-3024	1	Housing, Blower			

SPECIAL PARTS LIST FOR MODEL

CCKB-S

SPEC

3196J

FOR STANDARD PARTS REFER TO CATALOG

927-0404

KEY NO.

1

OPTIONAL GROUPS IN CATALOG ARE LISTED BY GROUP NO. BELOW WHEN USED.

PART NO.	QTY.	DESCRIPTION	PART NO.	QTY.	DESCRIPTION
----------	------	-------------	----------	------	-------------

Group - 9		Redi Pull Starter			
134-3092	1	Housing, Blower			
140-1087	1	Gasket, Air Cleaner			
510-0015	10	Ball, Governor Fly			
105-0295	1	Camshaft			

SPECIAL PARTS LIST FOR MODEL

CCKB-MS

SPEC

3211J

FOR STANDARD PARTS REFER TO CATALOG

927-0404

KEY NO.

2

OPTIONAL GROUPS IN CATALOG ARE LISTED BY GROUP NO. BELOW WHEN USED.

PART NO.	QTY.	DESCRIPTION	PART NO.	QTY.	DESCRIPTION
Group - 5		Flywheel Alternator (Phelon)			
Group - 22		Variable Speed Governor			
110-0893	2	Retainer, Valve Spring			
149-0136	1	Cover, Fuel Pump Hole			
134-3019	1	Flywheel (Includes Ring Gear)			
141-0726	1	* Carburetor			
141-0713	1	# Needle, Idle Adjusting			

\* Same as carburetor listed in Group 31  
except parts marked #.

# 900-0043

## Supplementary Parts List

### for

**Model** CCKB-MS **Spec** 3218 J

**Standard Parts Catalog** 927-0404 **Parts Key** 2

Parts Listed Below Apply to the Above Model. Use These Parts in Place of (or in Addition to) the Parts Listed in the Standard Parts Catalog.

PART NO.	QUAN.	DESCRIPTION
110-1832	1	Block Assembly, Cylinder (Includes Bearings, Guides & Seats)
110-1000	2	Seat, Intake Valve
110-1827	2	Guide, Valve
110-1037	2	Valve, Intake
509-0090	2	Seal, Valve Stem Oil
104-0872	1	Crankshaft
102-0772	1	Base, Oil
FULL FLO OIL FILTER and Associated parts listed in main Parts Catalog as Optional Equipment		
149-0136	1	Cover, Fuel Pump Hole
166-0519	1	Bracket, Timing
123-0694	1	Cap and Indicator, Oil Fill
123-0674	1	Tube, Oil Fill
503-0582	1	Hose, Breather
150-0755	1	Arm, Governor - Front Pull
134-0753	1	Wheel, Blower
502-0002	1	Elbow, Oil
120-0698	1	Line, Oil
517-0021	2	Button, Dot - Scroll
150-0096	1	Stud, Governor
150-1264	1	Spring, Governor
191-0134	1	Pulley, Generator
503-0391	1	Line, Oil Drain
134-2943	1	Housing, Blower
134-2215	1	Scroll, Blower Housing
134-2956	1	Guard, Scroll Outlet
134-2760	1	Housing, Cylinder Air (Right Hand)
154-1338	1	Manifold, Intake
505-0057	3	Plug, Square Head
502-0003	1	Connector, Inverted Male
193-0071	1	Fitting, Oil Pressure Gauge
145-0398	1	Adapter, Carburetor Air Inlet
140-0921	1	Gasket, Carburetor Air Inlet
150-0939	1	Joint, Ball
520-0623	1	Stud, Governor Linkage
154-1364	1	Manifold, Exhaust
141-0077	1	Washer, Main Jet Assembly - Carburetor
141-0730	1	Nut, Bowl - Carburetor
141-0726	1	Carburetor, Straight Gas

# 900-0043

## Supplementary Parts List

for

Model CCKB-MS Spec 3218 J

Standard Parts Catalog 927-0404 Parts Key 2

Parts Listed Below Apply to the Above Model. Use These Parts in Place of (or Addition to) the Parts Listed in the Standard Parts Catalog.

PART NO.	QUAN.	DESCRIPTION
140-1073	1	Clamp Assembly, Air Cleaner (Includes Screw)
140-1061	1	Cover, Air Cleaner (Inlet)
140-1071	1	Element, Air Cleaner
140-1066	1	Cover, Air Cleaner (Outlet)
503-0311	1	Clamp, Hose (2" x 1/2")
140-1067	1	Bracket, Air Cleaner Mounting
140-1075	1	Elbow, Air Inlet
154-0973	2	Gasket, Exhaust Manifold Mounting
525-0143		Paint - Marine White - Special Enamel

Parts Not Furnished by ONAN.

Ignition Coil  
Hi Tension Leads

## SPECIAL PARTS LIST FOR MODEL

CCKB-MS

SPEC

3233J

FOR STANDARD PARTS REFER TO CATALOG

927-0404

KEY NO.

2

OPTIONAL GROUPS IN CATALOG ARE LISTED BY GROUP NO. BELOW WHEN USED.

PART NO.	QTY.	DESCRIPTION	PART NO.	QTY.	DESCRIPTION
Group - 8		Spin On Oil Filter			
Group - 14		Vacu-Flo Cooling			
110-1832	1	Block Assembly, Cylinder			
110-1827	2	Guide, Valve Intake			
110-1000	2	Seat, Intake Valve			
110-1037	2	Valve, Intake			
110-0904	2	Rotocap, Intake Valve			
509-0090	2	Seal, Valve Stem Oil			
102-0791	1	Base, Oil			
166-0519	1	Bracket, Timing			
149-0136	1	Cover, Fuel Pump Hole			
150-0755	1	Arm, Governor			
120-0698	1	Line, Oil			
502-0002	1	Elbow, Oil Line			
508-0084	1	Grommet, Oil Line			
150-1264	1	Spring, Governor			
150-0096	1	Stud, Governor			
191-0134	1	Pulley, Drive			
134-2760	1	Housing, Cylinder Air RH			
134-2943	1	Housing, Blower			
503-0382	1	Hose, Breather			
503-0171	2	Clamp, Hose			
140-1061	1	Cover, Air Cleaner (Inlet)			
140-1073	1	Clamp, Air Cleaner			
140-1071	1	Element, Air Cleaner			
140-1066	1	Cover, Air Cleaner (Outlet)			
503-0311	1	Clamp, Hose			
140-1075	1	Elbow, Air Inlet			
140-1067	1	Bracket, Air Cleaner			
503-0004	1	Clamp			
134-0753	1	Wheel, Blower			
134-2215	1	Scroll, Blower Housing			
154-1051	1	Manifold, Intake			
154-1364	1	Manifold, Exhaust			
154-0973	2	Gasket, Exhaust Manifold Mtg.			
193-0171	1	Bracket & Fitting, Oil Gauge			
153-0438	1	Bracket, Choke Cable			
518-0176	1	Clip, Choke Cable			
145-0398	1	Adapter, Air Horn			
517-0021	2	Button, Dot			
517-0035	1	Button, Dot			

Parts Not Furnished By Onan

Fuel Pump

Ignition Coil

Hi Tension Leads

# 900-0043

## Supplementary Parts List

### for

Model CCKB-MS Spec 3239J

Standard Parts Catalog 927-0404 Parts Key 2

Parts Listed Below Apply to the Above Model. Use These Parts in Place of (or in Addition to) the Parts Listed in the Standard Parts Catalog.

PART NO.	QUAN.	DESCRIPTION
		This Model has Optional Left Side Mounted 12 Volt 35 Amp Alternator and Full Flow Oil Filter - Complete breakdown in Main Parts Catalog. Vacu-Flo Cooling.
110-1832	1	Block Assembly, Cylinder
104-0872	1	Crankshaft
110-1037	2	Valve, Intake
110-0904	4	Rotocap
509-0090	2	Seal, Valve Stem
120-0648	1	Cup, Oil Pump Intake
102-0791	1	Base, Oil
122-0345	1	Tube, Oil Filter Drain
166-0519	1	Indicator, Timing Bracket
123-0694	1	Cap and Indicator, Oil Fill
309-0237	1	Switch, Low Oil Pressure
134-3320	1	Housing, Blower
517-0035	1	Plug, Dot Button - 1-1/16"
150-1560	1	Bracket and Lever, Throttle Control
167-0237	2	Plug, Spark
150-0635	1	Bracket, Governor
134-2956	1	Guard, Scroll Outlet
134-3317	1	Scroll, Air Discharge
309-0002	1	Switch, Temperature Cut-Off
141-0689	1	Carburetor, Complete Breakdown in Main Parts Catalog
166-0641	1	Bracket, Coil Mounting
167-1557	1	Cable, Spark Plug - 17"
167-1581	1	Cable, Spark Plug - 15"
503-0311	2	Clamp, Coil Mounting
154-0973	2	Gasket, Exhaust
155-0906	1	Muffler
141-0281	2	Gasket-Carburetor and Coil Bracket Mounting
154-1116	1	Manifold, Intake
505-0057	1	Plug, 1/8" Intake Manifold
505-0618	1	Cap, Muffler
301-3843	1	Bracket, Terminal Block Mounting
332-1273	1	Marker, Strip
P332-0604	1	Block, Terminal
G338-0619	1	Harness, Wiring
140-1087	1	Gasket, Adapter to Carburetor

**900-0043**  
**Supplementary Parts List**  
**for**

**Model** CCKB-MS **Spec** 3239J  
**Standard Parts Catalog** 927-0404 **Parts Key** 2

Parts Listed Below Apply to the Above Model. Use These Parts in Place of (or in Addition to) the Parts Listed in the Standard Parts Catalog.

PART NO.	QUAN.	DESCRIPTION
134-3095	1	Housing, Cylinder Air - L.H.
134-3096	1	Housing, Cylinder Air - R.H.
150-0698	1	Spring, Governor
134-0753	1	Wheel, Blower
191-1113	1	Brace, Alternator Support

# 900-0043

## Supplementary Parts List

### for

**Model** CCKB-MF **Spec** 3280J  
**Standard Parts Catalog** 927-0404 **Parts Key** 2

Parts Listed Below Apply to the Above Model. Use These Parts in Place of (or in Addition to) the Parts Listed in the Standard Parts Catalog.

PART NO.	QUAN.	DESCRIPTION
110-2461	1	Block Assembly, Cylinder
104-0877	1	Crankshaft
190-0267	1	Bearing, Sleeve
509-0090	2	Seal, Valve Stem Oil
120-0648	1	Cup, Oil Pump Intake
102-0791	1	Base, Oil
193-0108	1	Sender, Oil Pressure Gauge
502-0058	1	Tee, Oil Pressure Sender
505-0057	1	Plug, Tee
150-1486	1	Arm and Shaft Assembly, Governor
149-0693	1	Pump, Fuel
123-0527	1	Cap and Indicator, Oil Fill
123-0508	1	Tube, Oil Fill
123-0958	2	Screen, Breather Tube
160-1042	1	Box, Breaker
160-0931	1	Guide, Breaker Box Plunger
160-0261	1	Wick, Breaker Box
134-0675	1	Wheel - Blower and Ring Gear
104-0369	1	Screw, Wheel Mounting
160-1040	1	Gasket, Breaker Box
160-1041	1	Bushing, Breaker Box
160-0723	1	Plunger, Breaker Box
134-3031	1	Housing, Blower
167-0252	2	Plug, Spark
167-1560	1	Cable, Spark Plug - 24"
167-1581	1	Cable, Spark Plug - 15"
123-0732	1	Tube, Breather Connector
140-0864	1	Adapter, Air Cleaner
140-0921	1	Gasket, Adapter to Carburetor
134-3086	1	Housing, Cylinder Air - Right Hand
190-0266	1	Housing, Clutch
104-0614	1	Flywheel, Clutch
515-0146	1	Key - Clutch Flywheel
193-0107	1	Meter, Oil Pressure
141-0689	1	Carburetor - Complete Breakdown in Parts Catalog

Parts Not Furnished by Onan:

Air Cleaner

Blower Housing Grille

Redistribution or publication of this document by any means, is strictly prohibited.



**Power  
Generation**

# 900-0043

## Supplementary Parts List

for

CCKB-MS

3293J

Model \_\_\_\_\_ Spec \_\_\_\_\_

Standard Parts Catalog \_\_\_\_\_ 927-0404 \_\_\_\_\_ Parts Key \_\_\_\_\_ 2

Parts Listed Below Apply to the Above Model. Use These Parts in Place of (or in Addition to) the Parts Listed in the Standard Parts Catalog.

PART NO.	QUAN.	DESCRIPTION
NOTE: This model has a Full Flow Oil Filter and 12 Volt, 20 Amp Flywheel Alternator shown as Optional Equipment in Main Parts Catalog.		
110-1860	1	Block Assembly, Cylinder
104-0872	1	Crankshaft
120-0648	1	Cup, Oil Pump Intake
102-0828	1	Base, Oil
123-0694	1	Cap and Indicator, Oil Fill
123-0958	2	Screen, Breather Tube
134-2828	1	Housing, Blower
167-0237	2	Plug, Spark - Resistor
167-1560	1	Cable, Spark Plug - Hi Tension - 24"
167-1581	1	Cable, Spark Plug - Hi Tension - 15"
154-0973	2	Gasket, Exhaust Manifold
141-0689	1	Carburetor - Complete Breakdown in Main Parts Catalog
155-1472	1	Muffler
505-0618	1	Cap, Muffler
140-1087	1	Gasket, Adapter to Carburetor
134-2760	1	Housing, Cylinder Air - R.H.
153-0223	1	Choke
153-0484	1	Linkage
516-0059	1	Pin, Choke Lever
152-0155	1	Swivel, Choke Lever
526-0006	1	Washer, Choke Lever

SPECIAL PARTS LIST FOR MODEL\*

CCKB-MS

SPEC

3316J

FOR STANDARD PARTS REFER TO CATALOG 927-0404

KEY NO. 2

OPTIONAL GROUPS IN CATALOG ARE LISTED BY GROUP NO. BELOW WHEN USED.

PART NO.	QTY.	DESCRIPTION	PART NO.	QTY.	DESCRIPTION
Group - 8		Spin On Oil Filter			
Group - 22		Variable Speed Governor			
110-1860	1	Block Assembly, Cylinder			
134-2984	1	Housing, Blower			
134-2760	1	Housing, Cylinder Air RH			
308-0356	1	Guard, Switch			
308-0140	1	Switch, Toggle			
154-0998	1	Manifold, Exhaust			
154-0973	2	Gasket, Exhaust Manifold			
153-0464	1	Bracket, Choke			
153-0351	1	Cable, Choke			
518-0176	1	Clip, Choke Cable			
505-0329	1	Cap, Pipe			

**Power  
Generation**Redistribution or publication of this document  
by any means is strictly prohibited.

## SPECIAL PARTS LIST FOR MODEL

CCKB-ME

SPEC

3320J

FOR STANDARD PARTS REFER TO CATALOG 927-0404

KEY NO. 2

OPTIONAL GROUPS IN CATALOG ARE LISTED BY GROUP NO. BELOW WHEN USED.

PART NO.	QTY.	DESCRIPTION	PART NO.	QTY.	DESCRIPTION
Group - 5		Flywheel Alternator (Phelon)			
Group - 8		Spin On Oil Filter			
Group - 12		Rockford Clutch			
Group - 13		Top Mounted Engine Control			
110-2375	1	Block Assembly, Cylinder			
110-1037	2	Valve, Intake			
110-1000	2	Seat, Valve Intake			
104-0913	1	Crankshaft			
149-0136	1	Cover, Fuel Pump Hole			
167-0188	2	Clip			
110-0893	2	Retainer, Valve Spring			
141-0726	1	* Carburetor-Straight Gas.			
192-0308	1	Sheave, Rope			
501-0203	1	Line, Oil			
502-0020	1	Elbow, Pipe (1/8)			
134-2760	1	Housing, Cylinder Air R/H			
508-0084	1	Grommet, Rubber			
134-3379	1	Housing, Blower			
338-0565	1	Harness, Wiring			
141-0713	1	#Needle, Idle Adjusting			

\* - Same as carburetor listed in Group 31  
except parts marked #.

SPECIAL PARTS LIST FOR MODEL

CCKB-MS

SPEC

3340J

FOR STANDARD PARTS REFER TO CATALOG 927-0404

KEY NO.

OPTIONAL GROUPS IN CATALOG ARE LISTED BY GROUP NO. BELOW WHEN USED.

PART NO.	QTY.	DESCRIPTION	PART NO.	QTY.	DESCRIPTION
Group - 6		Flywheel Alternator (Syncro)			
Group - 8		Spin On Oil Filter			
110-1860	1	Block Assembly, Cylinder			
167-0188	2	Clip, Harness			
150-0755	1	Arm, Governor			
193-0108	1	Sender, Oil Pressure			
502-0020	1	Elbow, Oil Pressure			
134-2828	1	Housing, Blower			
134-2760	1	Housing, Cylinder Air RH			
150-0096	1	Stud, Governor			
150-0698	1	Spring, Governor			
140-0867	1	Adapter, Air Cleaner			
154-1110	1	Manifold, Exhaust			
154-0973	2	Gasket, Exhaust Manifold			

## SPECIAL PARTS LIST FOR MODEL

CCKB-MS

SPEC

3355J

FOR STANDARD PARTS REFER TO CATALOG

927-0404

KEY NO.

2

OPTIONAL GROUPS IN CATALOG ARE LISTED BY GROUP NO. BELOW WHEN USED.

PART NO.	QTY.	DESCRIPTION	PART NO.	QTY.	DESCRIPTION
Group - 5		Flywheel Alternator (Phelon)			
Group - 8		Spin On Oil Filter			
110-1860	1	Block Assembly, Cylinder			
134-2828	1	Housing, Blower			
134-2760	1	Housing, Cylinder Air RH			
104-0880	1	Crankshaft			
515-0230	1	Key, Crankshaft			
150-0635	1	Bracket, Governor			
150-0096	1	Stud, Governor			
150-0698	1	Spring, Governor			
167-0188	2	Clip, Harness			

## SPECIAL PARTS LIST FOR MODEL

CCKB-MF

SPEC

3357J

FOR STANDARD PARTS REFER TO CATALOG

927-0404

KEY NO.

2

OPTIONAL GROUPS IN CATALOG ARE LISTED BY GROUP NO. BELOW WHEN USED.

PART NO.	QTY.	DESCRIPTION	PART NO.	QTY.	DESCRIPTION
Group - 1		Alternator, Left Side Mtg.			
Group - 12		Rockford Clutch			
Group - 13		Top Mounted Engine Control			
104-0913	1	Crankshaft			
102-0791	1	Base, Oil			
110-0893	2	Retainer, Valve Spring			
149-0136	1	Cover, Fuel Pump Hole			
501-0203	1	Line, Oil			
502-0020	1	Elbow, Street (1/8)			
141-0726	1	* Carburetor, Straight Gas			
508-0084	1	Grommet, Rubber			
134-2995	1	Housing, Blower			
152-0164	1	Arm, Variable Speed Control			
302-0062	1	Ammeter 45-0-45			
338-0565	1	Harness, Wiring			
338-0411	1	Harness, Wiring			
141-0713	1	#Needle, Idle Adjusting			

Parts Not Furnished By Onan  
Mufflers and Assorted Parts

\* - Same as carburetor listed in Group 31  
except parts marked #.

## SPECIAL PARTS LIST FOR MODEL

CCKB-MS

SPEC

3360J

FOR STANDARD PARTS REFER TO CATALOG 927-0404

KEY NO. 2

OPTIONAL GROUPS IN CATALOG ARE LISTED BY GROUP NO. BELOW WHEN USED.

PART NO.	QTY.	DESCRIPTION	PART NO.	QTY.	DESCRIPTION
----------	------	-------------	----------	------	-------------

Group - 5		Flywheel Alternator (Phelon)			
Group - 8		Spin On Oil Filter			
Group - 22		Variable Speed Governor			

110-1860	1	Block Assembly, Cylinder			
104-0880	1	Crankshaft			
515-0230	1	Key, Crankshaft			
140-1087	1	Gasket, Air Cleaner			
134-2760	1	Housing, Cylinder Air RH			
134-2984	1	Housing, Blower			
308-0356	1	Guard, Switch			
308-0140	1	Switch, Toggle			
153-0351	1	Cable, Choke			
518-0176	1	Clip, Choke Cable			
167-0188	2	Clip, Harness			
153-0464	1	Bracket, Choke			

## SPECIAL PARTS LIST FOR MODEL

CCKB-MS

SPEC

3365J

FOR STANDARD PARTS REFER TO CATALOG

927-0404

KEY NO.

2

OPTIONAL GROUPS IN CATALOG ARE LISTED BY GROUP NO. BELOW WHEN USED.

PART NO.	QTY.	DESCRIPTION	PART NO.	QTY.	DESCRIPTION
Group - 3		Alternator-Top Mounted			
Group - 29		Carburetor-Gas-Gasoline			
110-1904	1	Block Assembly, Cylinder			
110-1827	2	Guide, Valve			
110-0893	2	Retainer, Valve Spring			
509-0090	2	Seal, Oil-Valve Stem			
509-0123	1	Seal, Crankshaft			
509-0110	1	Seal, Dust			
102-0780	1	Base, Oil			
103-0533	1	Gearcase (Complete)			
509-0105	1	Seal, Oil			
509-0125	1	Seal, Oil			
150-0635	1	Arm, Governor			
150-0698	1	Spring, Governor			
149-1097	1	Line, Fuel			
191-1168	1	Bracket, Alternator Mtg.			
309-0237	1	Switch, Oil Pressure			
134-1644	1	Housing, Cylinder Air LH			
134-3000	1	Housing, Cylinder Air RH			
134-2924	1	Housing, Blower			
502-0313	1	Elbow, Fuel Pump			
140-1304	1	Adapter, Air Cleaner			
140-0584	1	Gasket, Air Cleaner			
		Adapter Mtg.			
140-0645	1	Adapter, Air Cleaner			
153-0327	1	Bracket, Choke			
518-0176	1	Clip, Choke Cable			
520-0187	1	Stud, Governor Linkage			
150-0639	2	Joint, Ball			
134-2632	1	Flywheel (Includes Ring Gear)			

Parts Not Furnished By Onan

Alternator Belt

Air Cleaner

Power  
GenerationRedistribution or publication of this document  
by any means, is strictly prohibited.

SPECIAL PARTS LIST FOR MODEL

CCKB-MS

SPEC

3371J

FOR STANDARD PARTS REFER TO CATALOG

927-0404

KEY NO.

2

OPTIONAL GROUPS IN CATALOG ARE LISTED BY GROUP NO. BELOW WHEN USED.

PART NO.	QTY.	DESCRIPTION	PART NO.	QTY.	DESCRIPTION
Group - 8		Spin On Oil Filter			
110-1957	1	Block Assembly, Cylinder			
110-1827	2	Guide, Intake Valve			
509-0090	2	Seal, Valve Stem Oil			
104-0882	1	Crankshaft			
515-0006	1	Key, Crankshaft			
309-0255	1	Switch, Hatko			
114-0171	1	Screw, Cylinder Head-Special			
336-1500	1	Lead, Hatko To Ign. Box			
309-0237	1	Switch, Low Oil Pressure			
134-2828	1	Housing, Blower			
134-2760	1	Housing, Cylinder Air RH			
155-0906	1	Muffler, Exhaust			
154-0973	2	Gasket, Exhaust Muffler Mtg.			
505-0618	1	Cap, Pipe			
153-0327	1	Bracket, Choke			
518-0176	1	Clip, Choke Cable			
140-0971	1	Adapter, Air Cleaner			

## SPECIAL PARTS LIST FOR MODEL

CCKB-MF

SPEC

3393J

FOR STANDARD PARTS REFER TO CATALOG 927-0404

KEY NO. 2

OPTIONAL GROUPS IN CATALOG ARE LISTED BY GROUP NO. BELOW WHEN USED.

PART NO.	QTY.	DESCRIPTION	PART NO.	QTY.	DESCRIPTION
110-1418	1	Block Assembly, Cylinder			
104-0882	1	Crankshaft			
102-0782	1	Base, Oil			
105-0058	1	Plunger, Camshaft			
105-0059	1	Spring, Camshaft Plunger			
105-0251	1	Camshaft			
105-0030	1	Gear, Timing			
123-0576	1	Cap & Indicator, Oil Fill			
123-0568	1	Tube, Oil Fill			
123-0998	1	Insulator, Breather			
134-0675	1	Flywheel (Includes Ring Gear)			
501-0027	1	Line, Oil			
502-0017	1	Connector, Oil Line			
502-0020	1	Elbow, Oil Line			
508-0084	1	Grommet, Oil Line			
103-0224	1	Gearcase - (Complete)			
509-0040	1	Seal			
516-0051	1	Plug			
134-2924	1	Housing, Blower			
134-1644	1	Housing, Cylinder Air LH			
134-2916	1	Housing, Cylinder Air RH			
153-0327	1	Bracket, Choke			
518-0176	1	Clip, Choke Cable			
154-1110	1	Manifold, Exhaust			
154-0973	2	Gasket, Exhaust Manifold Mtg.			
101-0372	1	Adapter, Clutch			
101-0102	1	Flywheel, Clutch			

SPECIAL PARTS LIST FOR MODEL

CCKB-MS

SPEC

3395J

FOR STANDARD PARTS REFER TO CATALOG

927-0404

KEY NO.

2

OPTIONAL GROUPS IN CATALOG ARE LISTED BY GROUP NO. BELOW WHEN USED.

PART NO.	QTY.	DESCRIPTION	PART NO.	QTY.	DESCRIPTION
Group - 5		Flywheel Alternator (Phelon)			
Group - 13		Top Mounted Engine Control			
167-0188	2	Clips, Harness			
192-0308	1	Sheave, Rope			
501-0203	1	Line, Oil			
502-0020	1	Elbow, Oil Line			
508-0084	1	Grommet, Rubber			
134-2995	1	Housing, Blower			
301-4376	1	Bracket, Engine Control			
332-0592	1	Jumper, Ground			
308-0140	1	Switch, Toggle			
154-0998	1	Manifold, Exhaust			
505-0329	1	Cap, Pipe			
153-0327	1	Bracket, Choke			
518-0176	1	Clip, Choke Cable			
154-0973	2	Gasket, Exhaust Manifold			
515-0230	1	Key, Crankshaft			

SPECIAL PARTS LIST FOR MODEL CCKB-MS SPEC 3402J  
FOR STANDARD PARTS REFER TO CATALOG 927-0404 KEY NO. 2  
OPTIONAL GROUPS IN CATALOG ARE LISTED BY GROUP NO. BELOW WHEN USED.

PART NO.	QTY.	DESCRIPTION	PART NO.	QTY.	DESCRIPTION
----------	------	-------------	----------	------	-------------

Option - 6		Flywheel Alternator (Synchro - 20 Ampere)			
Option - 15		Gas Fuel System			
Option - 22		Variable Speed Governor Control			
110-0893	4	Washer, Valve Spring Retainer			
167-0188	2	Clip, Alternator Stator Leads			
140-0921	1	Gasket, Adapter To Carburetor			
141-0726	1	Carburetor, Gas (Refer To Optional Carburetor For Components, Except Parts Marked #)			
141-0713	1	#Needle, Idle Adjusting			

SPECIAL PARTS LIST FOR MODEL CCKB-S

SPEC

3413J

FOR STANDARD PARTS REFER TO CATALOG

927-0404

KEY NO.

1

OPTIONAL GROUPS IN CATALOG ARE LISTED BY GROUP NO. BELOW WHEN USED.

PART NO.	QTY.	DESCRIPTION	PART NO.	QTY.	DESCRIPTION
Group - 8		Spin on Oil Filter			
Group - 19		High Profile Breaker Box			
110-1827	2	Guide, Valve - Intake			
110-1957	1	Block Assembly, Cylinder			
509-0090	2	Seal, Valve Stem Oil			
509-0123	1	Seal, Crankshaft Oil			
509-0110	1	Seal, Dust			
104-0880	1	Crankshaft			
105-0238	1	Camshaft			
102-0688	1	Base, Oil			
123-0506	1	Cap and Indicator, Oil Fill			
123-0508	1	Tube, Oil Fill			
309-0237	1	Switch, Low Oil Pressure			
103-0533	1	Gear Cover - (Complete)			
509-0105	1	Seal, Oil - Gear Cover			
509-0126	1	Seal, Oil - Gear Cover			
150-0635	1	Arm, Governor			
150-0698	1	Spring, Governor			
134-2555	1	Wheel, Blower			
134-1889	1	Guard, Blower Wheel			
140-0645	1	Adapter, Air Cleaner			
140-0584	1	Gasket, Adapter to Adapter			
140-1087	1	Gasket, Air Cleaner			
134-2862	1	Housing, Blower			
167-0229	2	Support, Hi Tension			
167-1596	1	Lead, Hi Tension			
167-1595	1	Lead, Hi Tension			
166-0346	1	Coil, Ignition			
517-0034	1	Button, Dot			
153-0327	1	Bracket, Choke			
518-0176	1	Clip, Cable			
134-2237	1	Housing, Cylinder Air R/H			
166-0444	1	Bracket, Coil and Governor			
150-1021	1	Lever, Throttle Control			
515-0202	1	Key, Crankshaft			

Parts not Furnished by Onan:

Air Cleaner

Flywheel Capscrew Guard

Rope Sheave

SPECIAL PARTS LIST FOR MODEL

CGKB-MS

SPEC

3439J

FOR STANDARD PARTS REFER TO CATALOG

927-0404

KEY NO.

2

OPTIONAL GROUPS IN CATALOG ARE LISTED BY GROUP NO. BELOW WHEN USED.

PART NO.	QTY.	DESCRIPTION	PART NO.	QTY.	DESCRIPTION
Option - 6		Flywheel Alternator (Syncro - 20 Ampere)			
Option - 8		Spin-On Oil Filter			
Option - 13		Control (Engine)			
110-1860	1	Block Assembly, Cylinder (Refer To Standard Cylinder Block For Components)			
502-0020	1	Elbow, Street - Oil Line To Cylinder Block (1/8")			
501-0203	1	Line, Oil - Cylinder Block To Gauge			
167-0188	2	Clip, Alternator Stator Leads			
150-0147	1	Stud, Governor Speed Adjusting			
153-0327	1	Bracket, Choke Cable			
518-0176	1	Clip, Choke Cable To Bracket			
154-0951	1	Manifold, Intake			
154-0998	1	Manifold, Exhaust			
505-0329	1	Cap, Pipe - Exhaust Manifold			
154-0973	2	Gasket, Exhaust Manifold			
134-3222	1	Housing, Blower			
134-2760	1	Housing, Cylinder Air - Right Side			
301-4376	1	Bracket, Engine Control			
308-0140	1	Switch, Start-Stop (Toggle)			
338-0565	1	Harness, Wiring - Start			
508-0084	1	Grommet, Rubber - Oil Line Through Blower Housing (1-1/4" Hole)			

SPECIAL PARTS LIST FOR MODEL CCKB-MS SPEC 3455J  
 FOR STANDARD PARTS REFER TO CATALOG 927-0404 KEY NO. 2  
 OPTIONAL GROUPS IN CATALOG ARE LISTED BY GROUP NO. BELOW WHEN USED.

PART NO.	QTY.	DESCRIPTION	PART NO.	QTY.	DESCRIPTION
Option - 6		Flywheel Alternator (Syncro - 20 Ampere)			
Option - 15		Gas Fuel System			
Option - 22		Variable Speed Governor Control			
110-0893	4	Washer, Valve Spring Retainer			
168-0188	2	Clip, Alternator Stator Lead			
140-0921	1	Gasket, Adapter To Carburetor			
141-0726	1	Carburetor, Gas (Refer To Optional Carburetor For Components, Except Parts Marked #)			
141-0713	1	#Needle, Idle Adjusting			
154-0951	1	Manifold, Intake			
155-0906	1	Muffler, Exhaust			
505-0618	1	Cap, Pipe - Exhaust Muffler			
154-0973	2	Gasket, Exhaust Manifold			

## SPECIAL PARTS LIST FOR MODEL

CCKB-MS

SPEC

3462J

FOR STANDARD PARTS REFER TO CATALOG

927-0404

KEY NO.

2

OPTIONAL GROUPS IN CATALOG ARE LISTED BY GROUP NO. BELOW WHEN USED.

PART NO.	QTY.	DESCRIPTION	PART NO.	QTY.	DESCRIPTION
Manufactured For: Selmec					
Option - 5		Flywheel Alternator (Phelon - 15 Ampere)			
Option - 13		Control (Engine)			
323-0853	1	Body, Alternator Stator Leads			
167-0188	2	Clip, Alternator Stator Lead			
134-3019	1	Flywheel (Includes Ring Gear)			
134-0673	1	Gear, Ring - Flywheel			
502-0020	1	Elbow, Street - Oil Line To Cylinder Block			
501-0203	1	Line, Oil - Cylinder Block To Gauge			
134-2995	1	Housing, Blower			
301-4376	1	Bracket, Engine Control			
308-0140	1	Switch, Start-Stop (Toggle)			
338-0565	1	Harness, Wiring - Start			
508-0084	1	Grommet, Rubber - Oil Line Through Blower Housing (1 1/4" Hole)			
150-0147	1	Stud, Governor Speed Adjusting			
153-0327	1	Bracket, Choke Cable			
518-0176	1	Clip, Choke Cable To Bracket			

SPECIAL PARTS LIST FOR MODEL

CCKB-MS

SPEC

3463J

FOR STANDARD PARTS REFER TO CATALOG

927-0404

KEY NO.

2

OPTIONAL GROUPS IN CATALOG ARE LISTED BY GROUP NO. BELOW WHEN USED.

PART NO.	QTY.	DESCRIPTION	PART NO.	QTY.	DESCRIPTION
Option - 13		Control (Engine)			
104-0881	1	Crankshaft	301-4467	1	Bracket, Engine Contro
110-1283	1	Cover, Timing Control	308-0068	1	Switch, Stop (Toggle)
105-0234	1	Camshaft (Includes Center Pin And Spark Advance Mechanism Pins)	338-0565	1	Harness, Wiring - Star
150-0075	1	Pin, Camshaft Center			
516-0146	2	Pin, Groove - Spark Advance			
160-0791	1	Cam, Timing Control			
160-0789	2	Weight Assembly, Spark Advance (Includes Pins)			
518-0185	2	Ring, Retaining - Spark Advance Groove Pins			
160-0726	1	Retainer, Weight Assembly - Spark Advance			
160-0727	1	Spring, Spark Advance			
102-0791	1	Base, Oil			
160-0752	1	Stator Assembly, Magneto (Includes Parts Marked *)			
160-0750	1	*Coil, Magneto Stator			
160-0749	1	*Pole Shoe, Magneto Stator			
508-0095	2	Grommet, Rubber - Spark Plug Cables			
167-0188	4	Clip, Spark Plug Cables			
160-0948	1	Flywheel (Includes Ring Gear)			
134-0673	1	Gear, Ring - Flywheel			
150-0147	1	Stud, Governor Speed Adjusting			
149-1393	1	Pump, Fuel			
153-0327	1	Bracket, Choke Cable			
518-0176	1	Clip, Choke Cable To Bracket			
154-0951	1	Manifold, Intake			
154-0998	1	Manifold, Exhaust			
505-0329	1	Cap, Pipe - Exhaust Muffler			
154-0973	2	Gasket, Exhaust Manifold			
192-0308	1	Sheave, Rope			
192-0296	1	Backplate, Rope Sheave			
502-0020	1	Elbow, Street - Oil Line To Cylinder Block (1/8")			
501-0203	1	Line, Oil - Cylinder Block To Oil Gauge			
508-0084	1	Grommet, Rubber - Oil Line Through Blower Housing (1-1/4" Hole)			
134-2998	1	Housing, Blower			
517-0021	1	Plug, Dot Button - Blower Housing (7/8" Hole)			

## SPECIAL PARTS LIST FOR MODEL

CCKB-MS

SPEC

3473J

FOR STANDARD PARTS REFER TO CATALOG

927-0404

KEY NO.

2

OPTIONAL GROUPS IN CATALOG ARE LISTED BY GROUP NO. BELOW WHEN USED.

PART NO.	QTY.	DESCRIPTION	PART NO.	QTY.	DESCRIPTION
Option - 5		Flywheel Alternator (Phelon - 15 Ampere)			
Option - 8		Spin-On Oil Filter			
Option - 22		Variable Speed Governor Control			
110-2375	1	Block Assembly, Cylinder (Refer To Standard Cylinder Block For Components, Except Parts Marked *)			
110-1000	2	*Insert, Intake Valve Seat (Available In .010 And .0250 Oversize)			
110-1037	2	Valve, Intake			
110-0904	4	Rotocap, Intake - Exhaust Valve			
102-0782	1	Base, Oil			
134-3019	1	Flywheel (Includes Ring Gear)			
134-0673	1	Gear, Ring - Flywheel			
323-0853	1	Body, Alternator Stator Leads Connector			
167-0188	2	Clip, Alternator Stator Lead Holding			
154-0951	1	Manifold, Intake			
154-0998	1	Manifold, Exhaust			
505-0329	1	Cap, Pipe - Exhaust Manifold			
154-0973	2	Gasket, Exhaust Manifold			
134-2828	1	Housing, Blower			
134-2760	1	Housing, Cylinder Air Right Side			

## SPECIAL PARTS LIST FOR MODEL

CCKB-MS

SPEC

3474J

FOR STANDARD PARTS REFER TO CATALOG

927-0404

KEY NO.

2

OPTIONAL GROUPS IN CATALOG ARE LISTED BY GROUP NO. BELOW WHEN USED

PART NO.	QTY.	DESCRIPTION	PART NO.	QTY.	DESCRIPTION
Option - 6		Flywheel Alternator (Syncro - 20 Ampere)			
Option - 13		Control (Engine)			
167-0188	2	Clip, Alternator Stator Lead Holding			
502-0020	1	Elbow, Street - Oil Line To Cylinder Block			
501-0203	1	Line, Oil - Cylinder Block To Gauge			
508-0084	1	Grommet, Rubber - Oil Line Through Blower Housing (1 1/4" Hole)			
134-2995	1	Housing, Blower			
301-4376	1	Bracket, Engine Control			
308-0140	1	Switch, Start-Stop (Toggle)			
338-0565	1	Harness, Wiring - Start			
150-0147	1	Stud, Governor Speed Adjusting			
153-0327	1	Bracket, Choke Cable			
518-0176	1	Clip, Choke Cable To Bracket			
154-0951	1	Manifold, Intake			
155-0906	1	Muffler, Exhaust			
505-0618	1	Cap, Pipe - Exhaust Muffler			
154-0973	2	Gasket, Exhaust Muffler			

SPECIAL PARTS LIST/FOR MODEL

CCKB-MS

SPEC

3476J

FOR STANDARD PARTS REFER TO CATALOG

927-0404

KEY NO.

2

OPTIONAL GROUPS IN CATALOG ARE LISTED BY GROUP NO. BELOW WHEN USED.

PART NO.	QTY.	DESCRIPTION	PART NO.	QTY.	DESCRIPTION
Option - 5		Flywheel Alternator (Phelon - 15 Ampere)			
Option - 13		Control (Engine)			
323-0853	1	Body, Alternator Stator Leads Connector			
167-0188	2	Clip, Alternator Stator Lead Holding			
134-3019	1	Flywheel (Includes Ring Gear)			
134-0673	1	Gear, Ring - Flywheel			
502-0020	1	Elbow, Street - Oil Line To Cylinder Block			
501-0203	1	Line, Oil - Cylinder Block To Gauge			
508-0084	1	Grommet, Rubber - Oil Line Through Blower Housing (1 1/2" Hole)			
134-2995	1	Housing, Blower			
301-4376	1	Bracket, Engine Control			
308-0140	1	Switch, Start-Stop (Toggle)			
338-0565	1	Harness, Wiring - Start			
150-0147	1	Stud, Governor Speed Adjusting			
153-0327	1	Bracket, Choke Cable			
518-0176	1	Clip, Choke Cable To Bracket			
154-0951	1	Manifold, Intake			
155-0906	1	Muffler, Exhaust			
505-0618	1	Cap, Pipe - Exhaust Muffler			
154-0973	2	Gasket, Exhaust Muffler			

## SPECIAL PARTS LIST FOR MODEL

CCKB-MS

SPEC

3485J

FOR STANDARD PARTS REFER TO CATALOG

927-0404

KEY NO.

2

OPTIONAL GROUPS IN CATALOG ARE LISTED BY GROUP NO. BELOW WHEN USED.

PART NO.	QTY.	DESCRIPTION	PART NO.	QTY.	DESCRIPTION
Option - 5		Flywheel Alternator (Phelon - 15 Ampere)	148-0465	1	Regulator, Gaseous Fuel
Option - 13		Control (Engine)	502-0039	1	Elbow, Inverted Male -
Option - 31		Gas Carburetor			Regulator Outlet
110-2942	1	Block Assembly, Cylinder (Refer To Standard Cylinder Block For Components, Except Parts Marked #)	505-0099	1	Nipple, Close - Regulator Vaporizer (1/4" X 7/8"
110-1827	2	#Guide, Valve - Intake	502-0183	1	Elbow, Male - Vaporizer Inlet
110-1000	2	#Insert, Intake Valve Seat (Available In .010 And .025 Oversize	148-0838	1	Kit, Vaporizer Replaceme (Includes Mounting Spa To Replace Original Mo Vaporizer)
110-1037	2	Valve, Intake	148-0827	1	Spacer, Vaporizer Mounti
509-0090	1	Seal, Oil - Intake Valve	148-0756	1	Bracket, Vaporizer Mount
110-0893	4	Washer, Valve Spring Retainer	149-0136	1	Cover, Fuel Pump Hole In Cylinder Block
323-0853	1	Body, Alternator Stator Leads Connector			
167-0188	2	Clip, Alternator Stator Lead Holding			
134-3019	1	Flywheel (Includes Ring Gear)			
134-0673	1	Gear, Ring - Flywheel			
501-0203	1	Line, Oil - Gauge To Cylinder Block			
502-0020	1	Elbow, Street - Oil Line To Cylinder Block			
508-0084	1	Grommet, Rubber - Oil Line Through Blower Housing (1-1/4" Hole)			
301-4376	1	Bracket, Engine Control			
308-0140	1	Switch, Start-Stop (Toggle)			
338-0565	1	Harness, Wiring - Start			
134-2995	1	Housing, Blower			
150-0147	1	Stud, Governor Speed Adjusting			
159-1072	1	Line, Fuel - Regulator To Carburetor			
154-0918	1	Manifold, Intake			
141-0751	1	Carburetor, Gas (Refer To Optional Carburetor For Components, Except Parts Marked *)			
505-0008	1	*Plug, Pipe (1/8")			
502-0039	1	*Elbow, Inverted Male - Carburetor Fuel Inlet			

## SPECIAL PARTS LIST FOR MODEL

CCKB-MS

SPEC

3489J

FOR STANDARD PARTS REFER TO CATALOG

927-0404

KEY NO.

2

OPTIONAL GROUPS IN CATALOG ARE LISTED BY GROUP NO. BELOW WHEN USED.

PART NO.	QTY.	DESCRIPTION	PART NO.	QTY.	DESCRIPTION
Option - 6		Flywheel Alternator (Syncro - 20 Ampere)			
Option - 8		Spin-On Oil Filter			
Option - 22		Variable Speed Governor Control			
110-2375	1	Block Assembly, Cylinder (Refer To Standard Cylinder Block For Components Except Parts Marked *)			
110-1000	2	*Insert, Intake Valve Seat (Available In .010 And .025 Oversize)			
110-1037	2	Valve, Intake			
110-0904	4	Rotocap, Intake-Exhaust Valve			
149-0136	1	Cover, Fuel Pump Hole In Cylinder Block			
167-0188	2	Clip, Alternator Stator Lead Holding			
134-3828	1	Housing, Blower			
134-2760	1	Housing, Cylinder Air - Right Side			
154-0951	1	Manifold, Intake			
154-0998	1	Manifold, Exhaust			
505-0329	1	Cap, Pipe - Exhaust Manifold			
154-0973	2	Gasket, Exhaust Manifold			

Parts Not Furnished By Onan

Fuel Pump

SPECIAL PARTS LIST FOR MODEL CCKB-S SPEC 3493.I  
FOR STANDARD PARTS REFER TO CATALOG 927-0404 KEY NO. 1  
OPTIONAL GROUPS IN CATALOG ARE LISTED BY GROUP NO. BELOW WHEN USED.

PART NO.	QTY.	DESCRIPTION	PART NO.	QTY.	DESCRIPTION
----------	------	-------------	----------	------	-------------

Option - 8		Spin-On Oil Filter			
Option - 22		Variable Speed Governor Control			
110-2375	1	Block Assembly, Cylinder (Refer To Standard Cylinder Block For Components, Except Parts Marked *)			
110-1000	2	*Insert, Intake Valve Seat (Available In .010 And .025 Oversize)			
110-1037	2	Valve, Intake			
160-1072	1	Flywheel			
140-1087	1	Gasket, Air Cleaner			
134-3406	1	Housing, Blower			
134-2237	1	Housing, Cylinder Air - Right Side			

## SPECIAL PARTS LIST FOR MODEL

CCKB-MS

SPEC

3504J

FOR STANDARD PARTS REFER TO CATALOG

927-0404

KEY NO.

OPTIONAL GROUPS IN CATALOG ARE LISTED BY GROUP NO. BELOW WHEN USED.

PART NO.	QTY.	DESCRIPTION	PART NO.	QTY.	DESCRIPTION
Option - 8		Spin-On Oil Filter			
Option - 19		Ignition Breaker Box (High Profile)			
110-1957	1	Block Assembly, Cylinder (Refer To Standard Cylinder Block For Components, Except Parts Marked *)			
110-1827	2	*Guide, Valve - Intake			
509-0123	1	Seal, Oil - Crankshaft Rear Bearing Plate			
509-0110	1	Seal, Dust - Crankshaft Rear Bearing Plate			
509-0090	2	Seal, Oil - Intake Valve Stem			
105-0140	1	Camshaft (Includes Center Pin)			
150-0075	1	Pin, Camshaft Center			
113-0152	2	Ring Set, Piston (Available In .005, .010, .020, .030 And .040 Oversize)			
114-0145	4	Bearing, Connecting Rod (available In .002, .010, .020 And .030 Oversize)			
103-0533	1	Cover Assembly, Gear (Refer To Standard Gear Cover For Components, Except Parts Marked #)			
509-0126	1	#Seal, Oil - Gear Cover			
509-0105	1	#Seal, Dust - Gear Cover			
123-0508	1	Tube, Oil Fill			
123-0527	1	Cap And Indicator, Oil Fill (Includes Gasket)			
123-0191	1	Gasket, Oil Fill Cap			
134-2388	1	Flywheel (Includes Ring Gear)			
134-0673	1	Gear, Ring - Flywheel			
150-0635	1	Bracket, Governor Speed Adjusting			
150-1021	1	Lever, Throttle Control			
150-1339	1	Bracket, Throttle Lever Mounting			
150-0698	1	Spring, Governor			
149-1063	1	Baffle, Fuel Pump Air			
154-1116	1	Manifold, Intake			
505-0057	1	Plug, Pipe - Intake Manifold			
154-1024	1	Manifold, Exhaust			
154-0973	2	Gasket, Exhaust Manifold			
134-2929	1	Housing, Blower			
134-2760	1	Housing, Cylinder Air - Right Side			

## SPECIAL PARTS LIST FOR MODEL

CCKB-MS

SPEC

35451

FOR STANDARD PARTS REFER TO CATALOG

927-0404

KEY NO.

2

OPTIONAL GROUPS IN CATALOG ARE LISTED BY GROUP NO. BELOW WHEN USED.

PART NO.	QTY.	DESCRIPTION	PART NO.	QTY.	DESCRIPTION
Option - 6		Flywheel Alternator			
		(Syncro - 20 Ampere)			
Option - 13		Control (Engine)			
104-0887	1	Crankshaft			
123-0527	1	Indicator And Cap, Oil Fill			
		(Includes Gasket)			
123-0191	1	Gasket, Oil Fill Cap			
123-0679	1	Tube, Oil Fill			
167-0188	2	Clip, Alternator Stator Lead			
		Holding			
502-0020	1	Elbow, Street - Cylinder			
		Block To Oil Line (1/8")			
501-0203	1	Line, Oil - Cylinder Block			
		To Gauge			
508-0084	1	Grommet, Rubber - Oil Line			
		Through Blower Housing			
		(1-1/4" Hole)			
134-2995	1	Housing, Blower			
301-4376	1	Bracket, Engine Control			
308-0140	1	Switch, Start-Stop (Toggle)			
338-0565	1	Harness, Wiring - Start			
150-0147	1	Stud, Governor Speed			
		Adjusting			
140-0921	1	Gasket, Adapter To Carburetor			
154-0951	1	Manifold, Intake			
153-0327	1	Bracket, Choke Cable			
518-0176	1	Clip, Choke Cable To Bracket			
155-0906	1	Muffler, Exhaust			
505-0618	1	Cap, Pipe - Exhaust Muffler			
154-0973	2	Gasket, Exhaust Manifold			
515-0130	1	Key, Crankshaft Stub			

## SPECIAL PARTS LIST FOR MODEL

CCKB-MS

SPEC

3558J

FOR STANDARD PARTS REFER TO CATALOG

927-0404

KEY NO.

2

OPTIONAL GROUPS IN CATALOG ARE LISTED BY GROUP NO. BELOW WHEN USED.

PART NO.	QTY.	DESCRIPTION	PART NO.	QTY.	DESCRIPTION
Option - 8		Spin-On Oil Filter			
Option - 22		Variable Speed Governor Control			
110-1860	1	Block Assembly, Cylinder (Refer To Standard Cylinder Block For Components)			
153-0464	1	Bracket, Choke Cable			
518-0176	1	Clip, Choke Cable To Bracket			
153-0351	1	Cable, Choke			
134-2984	1	Housing, Blower			
134-2760	1	Housing, Cylinder Air - Right Side			
308-0140	1	Switch, Start-Stop (Toggle)			

SPECIAL PARTS LIST FOR MODEL

CCKB-MF

SPEC

3574J

FOR STANDARD PARTS REFER TO CATALOG

927-0404

KEY NO. 2

OPTIONAL GROUPS IN CATALOG ARE LISTED BY GROUP NO. BELOW WHEN USED.

PART NO.	QTY.	DESCRIPTION	PART NO.	QTY.	DESCRIPTION
----------	------	-------------	----------	------	-------------

Option - 5		Flywheel Alternator (Phelon - 15 Ampere)			
------------	--	---	--	--	--

Option - 12		Clutch			
-------------	--	--------	--	--	--

Option - 22		Variable Speed Governor Control			
-------------	--	------------------------------------	--	--	--

104-0913	1	Crankshaft			
----------	---	------------	--	--	--

309-0237	1	Switch, Low Oil Pressure			
----------	---	--------------------------	--	--	--

323-0859	1	Body, Alternator Stator Leads Connector			
----------	---	--	--	--	--

168-0188	2	Clip, Alternator Stator Lead Holding			
----------	---	---	--	--	--

134-3019	1	Flywheel (Includes Ring Gear)			
----------	---	-------------------------------	--	--	--

134-0673	1	Gear, Ring - Flywheel			
----------	---	-----------------------	--	--	--

## SPECIAL PARTS LIST FOR MODEL

CCKB-MS

SPEC

3589.1

FOR STANDARD PARTS REFER TO CATALOG

927-0404

KEY NO.

2

OPTIONAL GROUPS IN CATALOG ARE LISTED BY GROUP NO. BELOW WHEN USED.

PART NO.	QTY.	DESCRIPTION	PART NO.	QTY.	DESCRIPTION
Option - 5		Flywheel Alternator (Phelon - 15 Ampere)			
Option - 8		Spin-On Oil Filter			
Option - 31		Gas Carburetor			
110-1860	1	Block Assembly, Cylinder (Refer To Standard Cylinder Block For Components)			
104-0880	1	Crankshaft			
110-0893	4	Washer, Valve Spring Retainer			
149-0136	1	Plate, Cylinder Block Fuel Pump Hole Cover			
150-0635	1	Bracket, Governor Speed Adjusting			
323-0853	1	Body, Alternator Stator Leads Connector			
167-0188	2	Clip, Alternator Stator Lead Holding			
154-0951	1	Manifold, Intake			
505-0008	1	Plug, Pipe - Carburetor (1/8")			
502-0039	1	Elbow, Inverted Male - Carburetor Fuel Inlet			
154-0998	1	Manifold, Exhaust			
505-0329	1	Cap, Pipe - Exhaust Manifold			
154-0973	2	Gasket, Exhaust Manifold			
134-2760	1	Housing, Cylinder Air - Right Side			
515-0230	1	Key, Crankshaft Stub			


**Power  
Generation**

 Redistribution or publication of this document  
by any means is strictly prohibited.

## SAFETY PRECAUTIONS

The following symbols are used in Onan manuals to alert users to the potentially dangerous conditions relating to maintenance of the equipment and replacement of parts. Please read and observe.

### **⚠ DANGER**

*This symbol warns of immediate hazards which will result in severe personal injury or death.*

### **⚠ WARNING**

*This symbol refers to a hazard or unsafe practice which can result in severe personal injury or death.*

### **⚠ CAUTION**

*This symbol refers to a hazard or unsafe practice which can result in personal injury or product or property damage.*

## MODEL IDENTIFICATION

To avoid errors or delay in filling your parts order, always give the MODEL, SPEC NO., and SERIAL NO. from the Onan nameplate.

For handy reference, insert your nameplate information in the spaces below:

MODEL AND SPEC NO. \_\_\_\_\_

SERIAL NO. \_\_\_\_\_

## PRODUCT SAFETY PRECAUTIONS

### **⚠ WARNING**

**Contact with USED ENGINE OILS has been identified by a United States federal agency and some USA state agencies as causing CANCER or REPRODUCTIVE TOXICITY. When checking or changing engine oils take all necessary precautions not to ingest, breathe the fumes or contact the used oil.**

### **⚠ WARNING**

**Contact with ASBESTOS has been identified by a United States federal agency and some USA state agencies as causing CANCER or REPRODUCTIVE TOXICITY. When handling engine gaskets take all necessary precautions not to ingest, breathe or contact the dust from the gaskets! Use adequate ventilation and wear protective gloves, masks and clothing!**

### **⚠ WARNING**

**Contact with BENZINE and LEAD, found in gasoline, fuel additives and solvents has been identified by a United States federal agency and some USA agencies as causing CANCER or REPRODUCTIVE TOXICITY. When checking, draining or adding gasoline and fuel additives, or using solvents take all necessary precautions not to ingest, breathe the fumes, or contact the liquids. Use adequate ventilation and wear protective gloves, masks and clothing!**

# INDEX

GROUP TITLES	LOCATION	
DATA TABLE .....	A4	
INTRODUCTION .....	A4	
STANDARD ENGINE GROUPS .....	A4	
Block, Cylinder .....	A6,7	
Box, Ignition Breaker .....	B5	
Camshaft .....	A10	
Carburetor Parts - Gasoline - Begin Spec H .....	B2	
Carburetor Parts - Gasoline - Spec G Only .....	B3	
Crankshaft and Flywheel .....	A5	
Fuel System .....	A12,13	
Gearcase .....	A11	
Governor .....	B10	
Housing, Air .....	B10	
Ignition System (Battery) - Key 2 .....	B6,7	
Ignition System (Magnet) - Key 1 .....	B4	
Piston and Rod .....	A10	
Pump Parts, Fuel .....	B1	
Service Kits and Miscellaneous .....	B11	
Spark Advance Mechanism - Key 1 .....	A14	
Starter - Spec G and H .....	B8	
Starter - Begin Spec J .....	B9	Optional Group Number
OPTIONAL EQUIPMENT SECTION .....		
Alternator (Automotive Type) Left Side Mounting .....	C2	1
Alternator (Automotive Type) Right Side Mounting .....	C2	2
Alternator (Automotive Type) Top Mounting .....	C3	3
Alternator, Flywheel (15 Ampere Phelon) - Key 2 .....	C4	5
Alternator, Flywheel (20 Ampere Syncro) - Key 2 .....	C4	6
Alternator, Flywheel (WICO) - Key 2 .....	C3	4
Box, Ignition Breaker - (High Profile) .....	C14	19
Carburetor (Gasoline, Electric Choke) - Spec G Only .....	D4	24
Carburetor (Gas-Gasoline, Manual Choke) - Spec G Only .....	D5	25
Carburetor (Gas-Gasoline, Electric Choke) - Spec G Only .....	D6	26
Carburetor (Gas) - Spec G Only .....	D7	27
Carburetor (Gasoline, Electric Choke) - Begin Spec H .....	D8	28
Carburetor (Gas-Gasoline, Manual Choke) - Begin Spec H .....	D9	29
Carburetor (Gas-Gasoline, Electric Choke) - Begin Spec H .....	D10	30
Carburetor (Gas) - Begin Spec H .....	D11	31
Choke, Thermo Magnetic .....	D1	20
Clutch .....	C9	12
Control (Engine) .....	C9	13
Control (Governor) - Variable Speed .....	D3	22
Filter, Fuel .....	D3	23
Filter, Oil .....	C5	8
Fuel System (Gaseous Fuel) .....	C11	15
Gear Reduction (3:31) .....	C7	10
Gear Reduction (4:1) .....	C8	11
Generator (Automotive Type) .....	C5	7
Housing, Air - Vacu-Flo Cooling (And Flywheel) .....	C10	14
Miscellaneous Parts .....	D12,13	
Starter Rendi Pull - Key 1 .....	C6	9
Starter (Solenoid Shift) - Key 2 .....	D2	21
Tank, Fuel (Day) One Quart .....	C12	16
Tank, Fuel (Day) Two Quart .....	C12	17
Tank, Fuel (Side Mounted) .....	C13	18

## INTRODUCTION

This catalog applies to the industrial CCKB Engines listed below and factory installed options. Parts are arranged in groups of related items. Each illustrated part is identified by a reference number corresponding to the same reference number in the parts list for that group. Parts illustrations are typical. Using the MODEL and SPEC NO. from the engine nameplate, select the Parts Key No. (1,2,etc., in the last column) that applies to your Engine Model and Spec No. This Parts Key No. represents parts that differ between models. Unless otherwise mentioned in the description, parts are interchangeable between models. Right and left engine sides are determined by *facing* the blower end (front) of the engine.

## ENGINE DATA TABLE

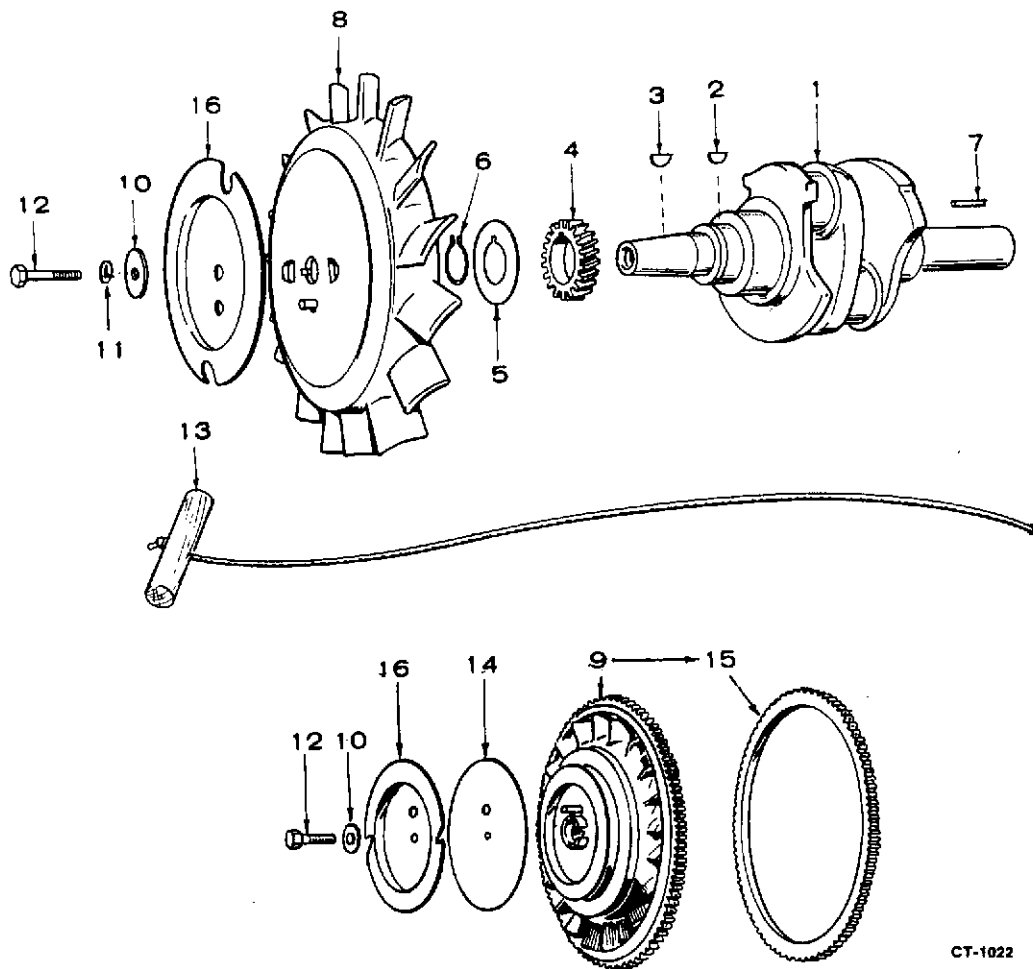
MODEL AND SPEC NO.	PARTS KEY NO.
CCKB-S*	1
£CCKB-MS/*	2

- \* - The Specification Letter Advances (A to B, B to C, etc.) with manufacturing changes.
- £ - New model designations shown, begin during 1969. Previous designations used a V in the model to designate Vacu-Flo cooling.

## STANDARD ENGINE PARTS SECTION

This section contains the engine parts used on standard engines listed in the Engine Data table.

# CRANKSHAFT AND FLYWHEEL



CT-1022

REF. NO.	PART NO.	QTY. USED	PART DESCRIPTION
1	104-1316	1	Crankshaft (Includes Parts Marked *)
2	515-0001	1	*Key Crankshaft Gear Mounting
3	515-0227	1	Key, Wheel Mounting (Kit) (Includes Parts Marked †)
	515-0002	1	†Key (#9-3/4" x 3/16")
	515-0098	1	†Key (#61-5/8" x 3/16")
4	104-0032	1	Gear, Crankshaft
5	104-0043	1	Washer, Crankshaft Gear Retainer
6	518-0014	1	Lock, Crankshaft Gear Washer
7	KEY, CRANKSHAFT STUB (Order By Length)		
	515-0198	1	2-1/2" lg
	515-0202	1	2-3/8" lg
8	FLYWHEEL-KEY 1 (Includes Magnets: 2-160-0748, 2-160-0751)		
	160-0761	1	Spec G and H
	160-1072	1	Begin Spec J
9	FLYWHEEL (Includes Ring Gear)		
	134-1684	1	Key 2 - Spec G and H
	134-2728	1	Key 2 - Begin Spec J

REF. NO.	PART NO.	QTY. USED	PART DESCRIPTION
10	WASHER, FLYWHEEL MOUNTING		
	526-0017	1	Key 1 (15/32" ID x 1-1/4" OD x 1/4" Thk)
	526-0128	1	Key 2 (15/32" ID x 1-1/2" OD x 1/4" Thk)
11	850-0055	1	Washer, Lock - Spring Flywheel Mounting
12	SCREW, WHEEL MOUNTING		
	104-0170	1	Key 1
	104-0369	1	Key 2 - Spec G and H
	104-0170	1	Key 2 - Begin Spec J
13	192-0083	1	Roper, Manual Starting
14	192-0296	1	Backplate - Rope Sheave (Optional - Key 2)
15	134-0673	1	Ring Gear, Flywheel - Key 2
16	192-0308	1	Sheave Rope (Optional - Key 1, 2)

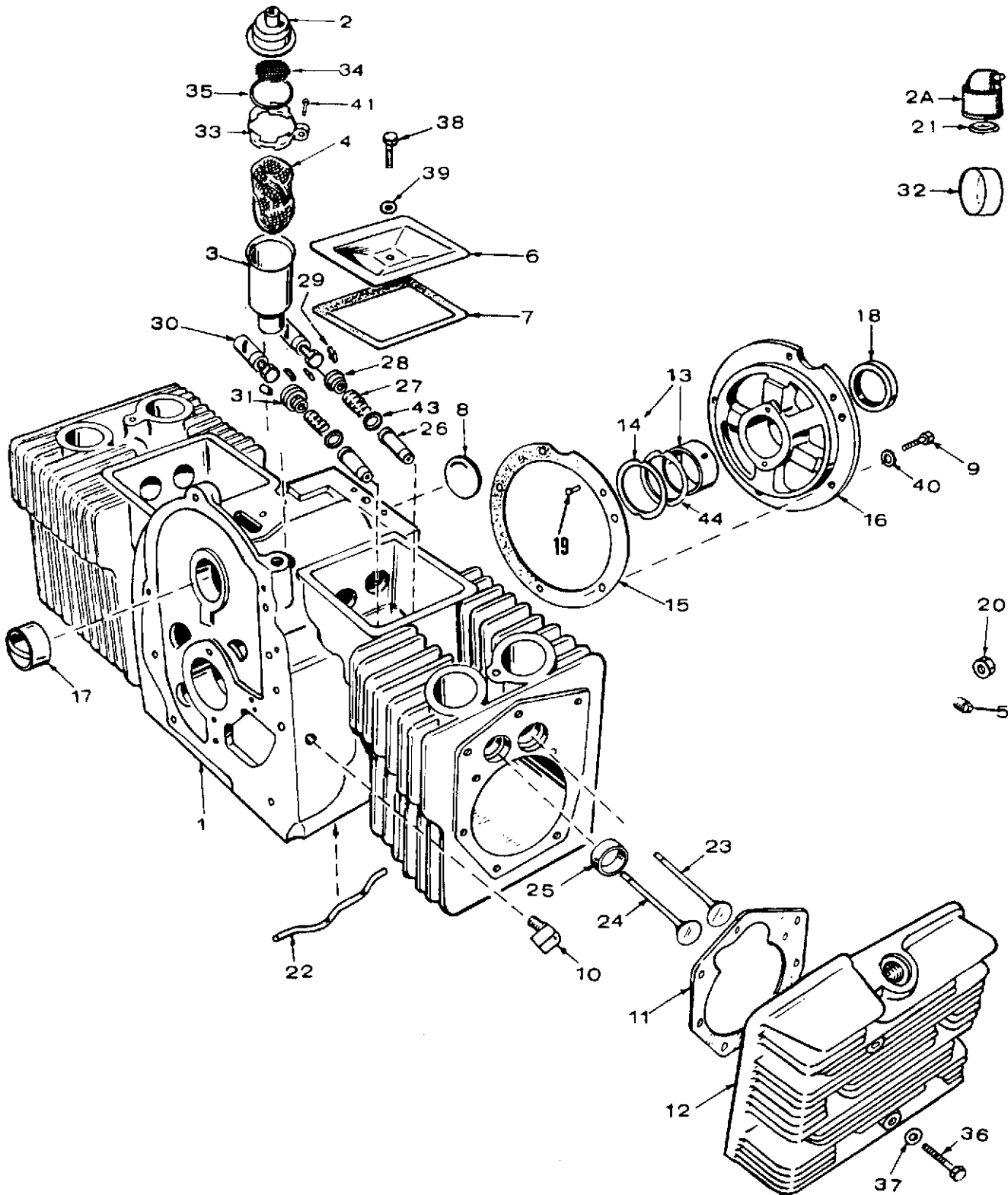
\* - Parts Included in 104-1316 Crankshaft Kit.

† - Parts Included in 515-0227 Wheel Mounting Kit.

927-0404 (APRIL 1981)

A5

# CYLINDER BLOCK



C-1046

927-0404 (APRIL 1981)

A6

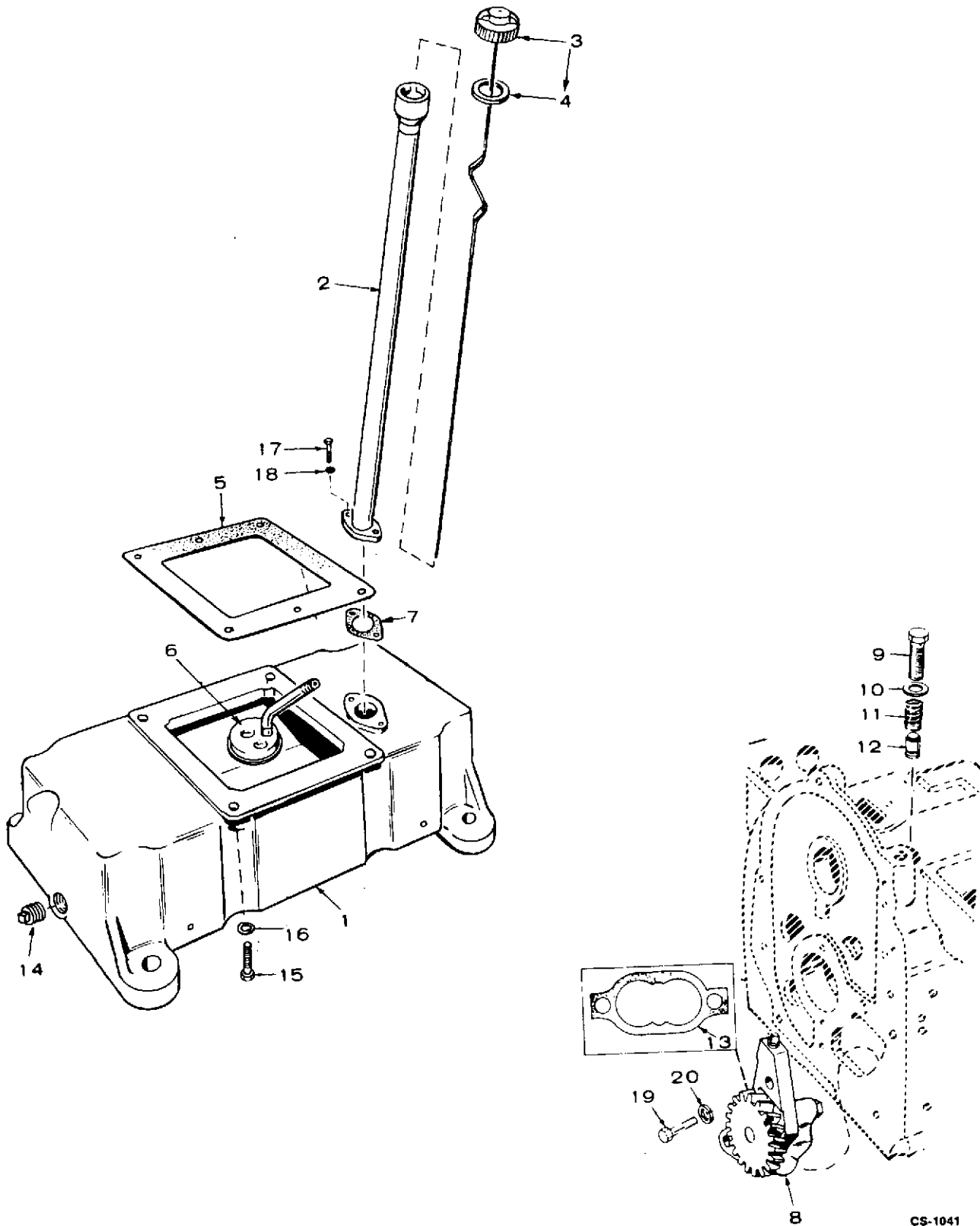
# CYLINDER BLOCK

REF. NO.	PART NO.	QTY. USED	PART DESCRIPTION
1	110-0915	1	Block Assembly, Cylinder (Includes Parts Marked *)
2	123-0954	1	Cap and Valve, Breather - Begin Spec H
2A	123-0787	1	Cap, Breather Tube - Spec G Only
3	TUBE, BREATHER		
	123-0868	1	Spec G Only
	123-0953	1	Begin Spec H
4	123-0865	1	Baffle, Breather Tube
5	505-0057	1	Plug (1/8"), Pipe - Oil Line Plug
6	110-0666	2	Cover, Valve Compartment
7	110-0667	2	Gasket, Valve Cover
8	517-0048	1	*Plug, Camshaft Expansion - Key 2
9	800-0512	5	*Screw, Cap - Hex Head Bearing Plate Mounting - Replaces Stud and Nut Used On Early Models (Special)
10	502-0020	1	Elbow, Street - Oil Line
11	110-0892	2	Gasket, Cylinder Head
12	HEAD, CYLINDER		
	110-0883	1	Left Hand (#1)
	110-0884	1	Right Hand (#2)
13	BEARING, CRANKSHAFT - FRONT AND REAR		
	101-0450	2	Standard - Begin Spec J
	101-0450-02	2	.002" Undersize
	101-0450-10	2	.010" Undersize
	101-0450-20	2	.020" Undersize
	101-0450-30	2	.030" Undersize
14	104-0575	2	*Washer, Crankshaft Bearing Thrust
15	101-0115	1	*Gasket Kit, Bearing Plate
16	101-0316	1	*Plate, Rear Bearing (Excludes Bearing)
17	101-0405	2	*Bearing, Camshaft Front and Rear (Precision)
18	509-0041	1	Seal, Bearing Plate
19	516-0072	2	*Pin, Main Bearing Stop
20	110-0445	5	Nut, Bearing Plate Stud (Special) Used On Early Models
21	123-0315	1	Valve, Breather Tube - Spec G Only
22	120-0386	1	*Tube, Crankcase Oil
23	110-0881	2	Valve, Intake

REF. NO.	PART NO.	QTY. USED	PART DESCRIPTION
24	110-0880	2	Valve, Exhaust
25	INSERT, EXHAUST VALVE SEAT		
	110-0872	2	Standard
	110-0872-02	2	.002" Oversize
	110-0872-05	2	.005" Oversize
	110-0872-10	2	.010" Oversize
	110-0872-25	2	.025" Oversize
26	110-0902	4	Guide, Valve
27	110-0539	4	Spring, Valve
28	110-0893	2	Washer, Spring Retainer - Intake Valve
29	110-0639	8	Lock, Valve and Spring Retainer
30	TAPPET, VALVE		
	115-0006	4	Standard
	115-0006-05	4	.005" Oversize
31	110-0904	2	Rotocap, Exhaust Valve
32	110-1283	1	*Cover, Timing Control- Key 1
33	123-0951	1	Clamp, Breather Tube Cap - Begin Spec H
34	123-0958	2	Screen, Breather Tube - Begin Spec H
35	509-0117	1	"O" Ring, Breather Tube Cap - Begin Spec H
36	SCREW, CAP-HEX HEAD-CYLINDER HEAD MOUNTING		
	110-0879	8	Special
	114-0022	10	Special
37	526-0122	18	Washer, Flat - Cylinder Head Mounting (11/32" ID x 23/32" OD x 10 Ga. Thk)
38	800-0012	2	Screw, Cap - Hex Head Valve Cover Mounting (1/4-20 x 2-1/4" Lg)
39	526-0063	2	Washer, Flat - Valve Cover Mounting (17/64" ID x 7/16" OD x 1/32" Thk)
40	850-0045	5	Washer, Lock - Spring - Bearing Plate Mounting (5/16")
41	809-0035	1	Screw, Tapping, Pan Head Breather Clamp (#8 x 3/4")
42	516-0141	2	*Pin, Gear Cover Alignment
43	110-3136	2	*Gasket, Intake Valve Guide
44	104-0776	1	Shim, Crankshaft Thrust Bearing

\* - Parts Included in 110-0915 Cylinder Block Assembly.

# OIL SYSTEM



CS-1041

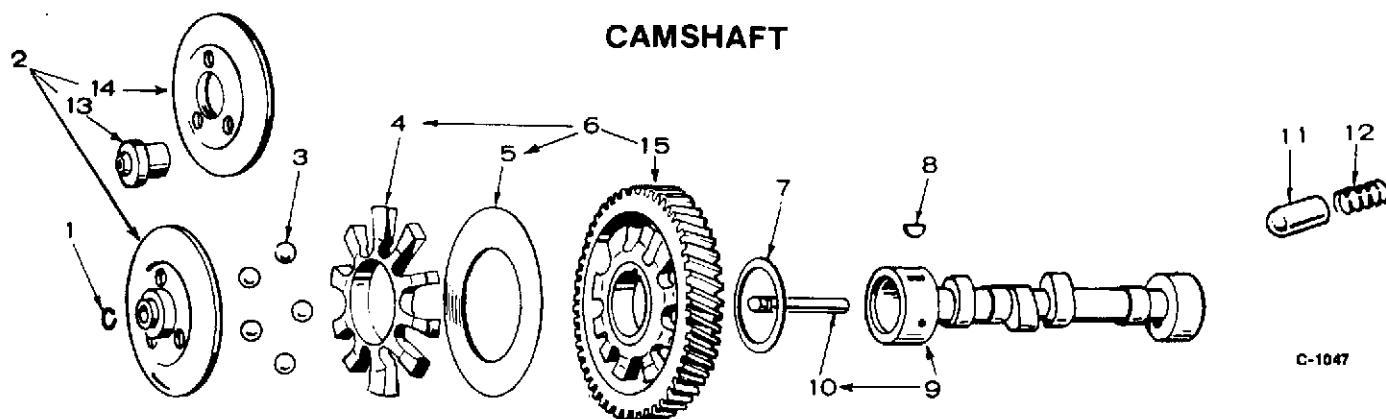
927-0404 (APRIL 1981)

## OIL SYSTEM

REF. NO.	PART NO.	QTY. USED	PART DESCRIPTION
1	BASE, OIL		
	102-0468	1	Key 1
	102-0339	1	Key 2 - Spec G and H
	102-0861	1	Key 2 - Begin Spec J
2	TUBE, OIL FILL		
	123-0508	1	Spec G and H
	123-0674	1	Begin Spec J
3	CAP AND INDICATOR, OIL FILL		
	123-0506	1	Key 1 - Spec G and H
	123-0762	1	Key 1 - Begin Spec J
	123-0527	1	Key 2 - Spec G and H
	123-0694	1	Key 2 - Begin Spec J
4	123-0191	1	Gasket, Oil Fill Cap
5	102-0158	1	Gasket, Oil Base
6	CUP, OIL PUMP INTAKE		
	120-0413	1	Key 1
	120-0648	1	Key 2
7	141-0078	1	Gasket, Oil Fill Tube Mounting
8	120-0491	1	Pump, Oil (Internal Parts Not Sold Separately)
9	801-0048	1	Screw, Cap - Hex Head Oil By- Pass (3/8-24 x 3/4" lg)

REF. NO.	PART NO.	QTY. USED	PART DESCRIPTION
10	526-0066	1	Washer, Flat - Oil By-Pass (25/64"ID x 9/16"OD x 1/6"Thk)
11	120-0140	1	Spring, Oil By Pass Valve
12	120-0398	1	Valve, Oil By Pass
13	120-0161	1	Gasket Kit, Oil Pump
14	PLUG, OIL DRAIN		
	505-0110	1	Some Early Models (3/8")
	505-0056	1	Late Models (1/2")
15	102-0455	4	Screw, Cap - Hex Head Oil Base Mounting (Special)
16	850-0050	4	Washer, Lock - Spring Oil Base Mounting (3/8")
17	800-0004	2	Screw, Cap - Hex Head - Oil Fill Tube Mounting(1/4-20 x 5/8" lg)
18	850-0040	2	Washer, Lock - Spring Oil Fill Tube Mounting (1/4")
19	800-0007	2	Screw, Lock - Spring - Oil Pump Mounting (1/4-20 x 1" lg)
20	850-0040	2	Washer, Lock - Spring - Oil Pump Mounting (1/4")

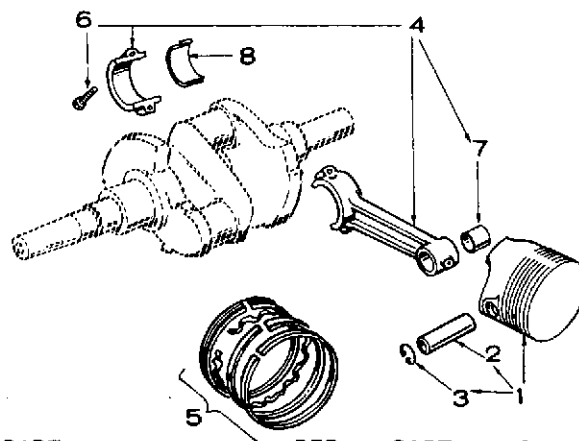
927-0404 (APRIL 1981)



REF. NO.	PART NO.	QTY. USED	PART DESCRIPTION	REF. NO.	PART NO.	QTY. USED	PART DESCRIPTION
1	150-0078	1	Ring, Camshaft Center Pin	10	150-0075	1	*Pin, Center - Camshaft
2	150-1695	1	Cup, Governor (Kit) (Includes Parts Marked **)	11	105-0058	1	Plunger, Camshaft Thrust (Manually Controlled Engine)
3	510-0015	5	Ball - Governor	12	105-0059	1	Spring, Camshaft Plunger (Manually Controlled Engine)
4	150-1257	1	†Spacer, Governor Fly Ball, Begin Serial #370369 During Spec H	13	150-1519	1	**Hub, Governor Cup
5	150-0077	1	†Plate, Governor Fly Ball, Begin Serial #370369 During Spec H	14	150-1520	1	**Cup and Bushing, Governor Cup
6	105-0332	1	Gear, Camshaft (Includes Parts Marked †)	15	105-0030	1	†Gear, Camshaft
7	105-0541	1	Washer, Camshaft Gear Thrust				
8	515-0001	1	Key, Camshaft Gear Mounting				
9	CAMSHAFT (Includes Center Pin)						
			KEY 1				
	105-0234	1	Spec G and H				
	105-0295	1	Begin Spec J				
	105-0238	1	Key 2				

\* - Parts Included in Camshaft Assembly.  
 \*\* - Parts Included in 150-1695 Governor Cup Kit.  
 † - Parts Included in 105-0332 Camshaft Gear Assembly.

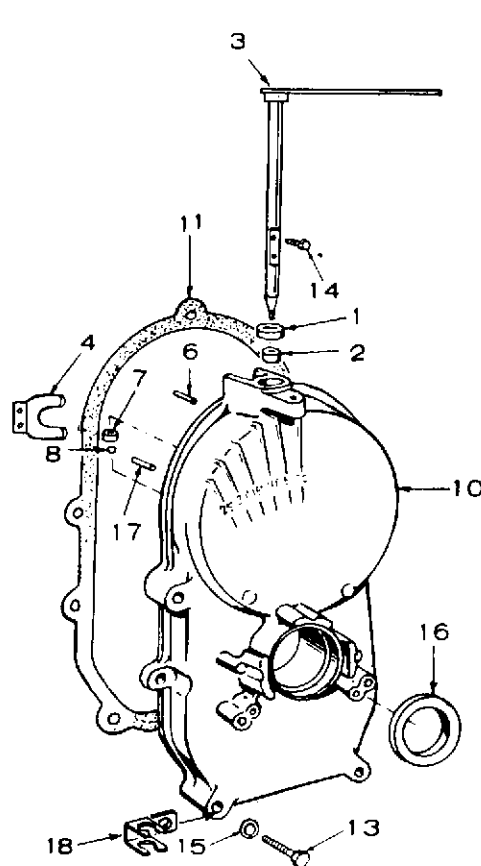
## PISTON AND ROD



REF. NO.	PART NO.	QTY. USED	PART DESCRIPTION	REF. NO.	PART NO.	QTY. USED	PART DESCRIPTION
1	PISTON AND PIN (Includes Retaining Rings) Piston Has Slotted Oil Ring Grooves (Top Groove 5/32" From Top of Piston) (Includes Parts Marked *)			5	RING SET, PISTON		
	112-0179	2	Standard		113-0153	2	Standard
	112-0179-05	2	.005" Oversize		113-0153-05	2	.005" Oversize
	112-0179-10	2	.010" Oversize		113-0153-10	2	.010" Oversize
	112-0179-20	2	.020" Oversize		113-0153-20	2	.020" Oversize
	112-0179-30	2	.030" Oversize		113-0153-30	2	.030" Oversize
	112-0179-40	2	.040" Oversize		113-0153-40	2	.040" Oversize
2	112-0069	2	Pin, Piston	6	805-0010	4	Bolt, Place - Connecting Rod
3	112-0003	4	*Ring, Piston Pin Retainer	7	114-0036	2	Bushing, Piston Pin - Connecting Rod
4	114-0203	2	Rod Assembly, Connecting (Forged) - Includes Bushing and Place Bolts	8	BEARING, CONNECTING ROD		
					114-0188	4	Standard
					114-0188-02	4	.002" Undersize
					114-0188-10	4	.010" Undersize
					114-0188-20	4	.020" Undersize
					114-0188-30	4	.030" Undersize

\* - Parts Included in 112-0179 Piston and Pin.

# GEARCASE



C-1048

REF. NO.	PART NO.	QTY. USED	PART DESCRIPTION
1	509-0008	1	† Seal, Oil - Governor Shaft
2	510-0013	1	† Bearing, Governor Shaft Upper (Spec J Use 2)
3	ARM & SHAFT ASSEMBLY, GOVERNOR		
	150-1422	1	† Begin Spec J
	150-1315	1	* Spec G and H
4	YOKE, GOVERNOR SHAFT		
	150-1187	1	† Begin Spec J
	150-0620	1	Spec G and H
5	518-0129	1	Ring, Yoke Retainer - Spec G and H
6	516-0130	1	† Pin, Governor Cup Stop
7	BEARING, GOVERNOR SHAFT — LOWER		
	510-0013	1	* Begin Spec J
	510-0008	1	* Spec G and H
8	510-0014	1	† Ball, Bearing - Governor Shaft
9	EXTENSION, GOVERNOR ARM - STANDARD GOVERNORS ONLY		
	150-1000	1	Spec G Only
	150-1073	1	Begin Spec H

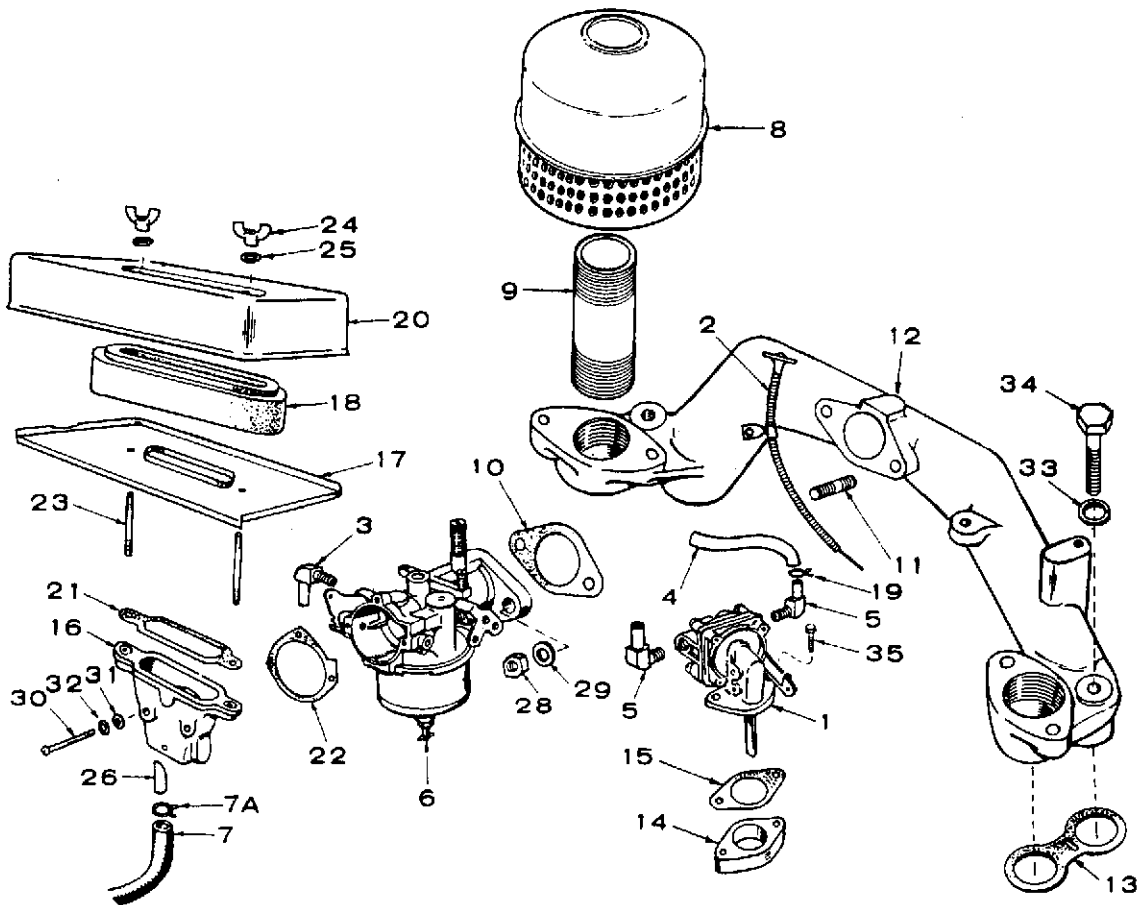
REF. NO.	PART NO.	QTY. USED	PART DESCRIPTION
10	COVER ASSEMBLY, GEAR		
	103-0655	1	Spec G and H (Includes Parts Marked *)
	103-0480	1	Begin Spec J (Includes Parts Marked †)
11	103-0011	1	Gasket, Gear Cover
12	815-0181	1	Screw, Cup - Hex Head with External Lock Washer (#10-32 x 1/2" lg)
13	SCREW, CAP-HEX HEAD		
	800-0034	1	5/16-18 x 2-1/4" lg
	800-0032	4	5/16-18 x 1-3/4" lg
14	815-0046	2	† Screw, Machine - Pan Head Yoke Mounting (#8-32 x 3/8" lg) Begin Spec J
15	850-0045	5	Washer, Lock-Spring-Gear Cover Mounting (5/16")
16	509-0040	1	† Seal, Gear Cover
17	516-0141	2	Pin, Gear Cover Alignment (5/16 x 1-1/8" lg)
18	167-0188	1	Clip, Oil Fill Mtg Tube

\* - Parts Included in 103-0655 Gear Cover Assembly.

† - Parts Included in 103-0480 Gear Cover Assembly.

927-0404 (APRIL 1981)

# FUEL SYSTEM



FS-1199

## FUEL SYSTEM

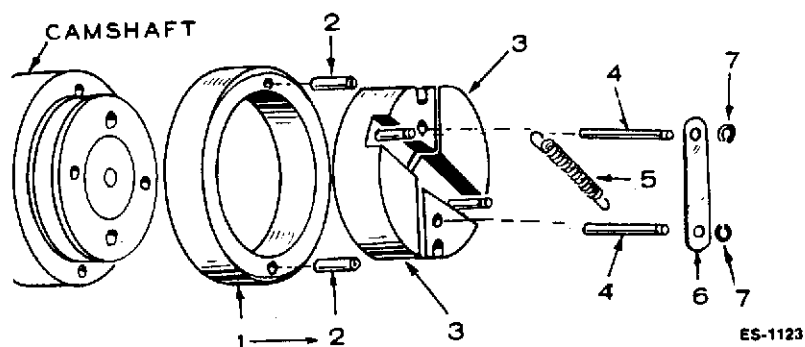
REF. NO.	PART NO.	QTY. USED	PART DESCRIPTION
1	PUMP, FUEL - Includes Mounting Gasket (Includes Parts Marked †) (See Separate Group for Components)		
	149-1792	1	Key 1
	149-1784	1	Key 2
2	149-1024	1	Rod, Fuel Pump Primer - Key 1
3	ELBOW, CARBURETOR INLET		
	502-0313	1	Begin Spec J
	502-0065	1	Spec G and H
4	LINE, FUEL-PUMP TO CARBURETOR		
	149-1025	1	Spec G Only - Metal
	149-1097	1	Spec H Only - Metal
	503-0669	1	Begin Spec J - Rubber
5	ELBOW, FUEL PUMP		
	502-0313	2	Inlet and Outlet - Begin Spec J
	502-0002	1	Outlet - Spec G and H
	502-0020	1	Inlet - Spec G and H
6	CARBURETOR, GASOLINE - MANUAL CHOKE Includes Mounting Gasket (See Separate Groups for Components) (Includes Parts Marked *)		
	141-0774	1	Spec G
	141-0878	1	Begin Spec H
7	HOSE, BREATHER		
	503-0479	1	Spec G Only
	503-0546	1	Begin Spec H
7A	CLAMP, BREATHER HOSE		
	503-0170	1	5/8"
	503-0171	1	11/16"
8	155-0916	2	Muffler, Exhaust
9	505-0086	2	Nipple (1 x 2-1/2"), Exhaust
10	141-0281	1	*Gasket, Carburetor Mounting
11	520-0526	2	Stud, Carburetor Mounting
12	154-1161	1	Manifold, Intake
13	154-0013	2	Gasket, Intake Manifold to Cylinder Block
14	149-0045	2	Spacer, Fuel Pump Mounting (Spec J - Use 1)

REF. NO.	PART NO.	QTY. USED	PART DESCRIPTION
15	149-0003	2	†Gasket, Fuel Pump Mounting
16	ADAPTER, AIR CLEANER		
	140-0760	1	Spec G Only
	140-1304	1	Begin Spec H
17	PAN, AIR CLEANER		
	140-0828	1	Spec G Only
	140-0595	1	Begin Spec H
18	140-0636	1	Element, Air Cleaner
19	503-0301	2	Clamp, Fuel Pump to Carburetor Hose
20	140-0594	1	Cover, Air Cleaner
21	140-0584	1	Gasket, Air Cleaner
22	GASKET, ADAPTER TO CARBURETOR		
	140-0585	1	Spec G Only
	140-1302	1	Begin Spec H
	140-1087	1	Begin Spec J - Key 1
23	520-0621	2	Stud, Air Cleaner
24	865-0020	2	Nut (1/4-20) Wing
25	526-0063	2	Washer (1/4")
26	123-0893	1	Tube, Adapter to Breather Hose
27	526-0063	2	Washer, (Copper), Pump Mounting - Used on Early Models
28	868-0002	2	Nut (5/16-24) - Carburetor Mounting
29	854-0017	2	Washer, Shakeproof - Carburetor Mounting (5/16")
30	813-0108	2	Screw (10-32 x 1/2"), Round Head - Air Inlet to Carburetor
31	526-0241	2	Washer (#10) - Flat Air Inlet Mounting
32	WASHER, LOCK		
	850-0030	2	Air Inlet Mounting (#10)
33	850-0050	2	Intake Manifold Mounting (3/8")
34	800-0057	2	Screw (3/8-16 x 2-3/4") - Intake Manifold Mounting
35	806-0009	2	Screw, Counterbore - Fuel Pump Mounting
	505-0008	2	†Plug (Not Shown)

\* - Parts Included in 141-0774/141-0878 Carburetor Kit.

† - Parts Included in 149-1784/149-1792 Fuel Pump Kit.

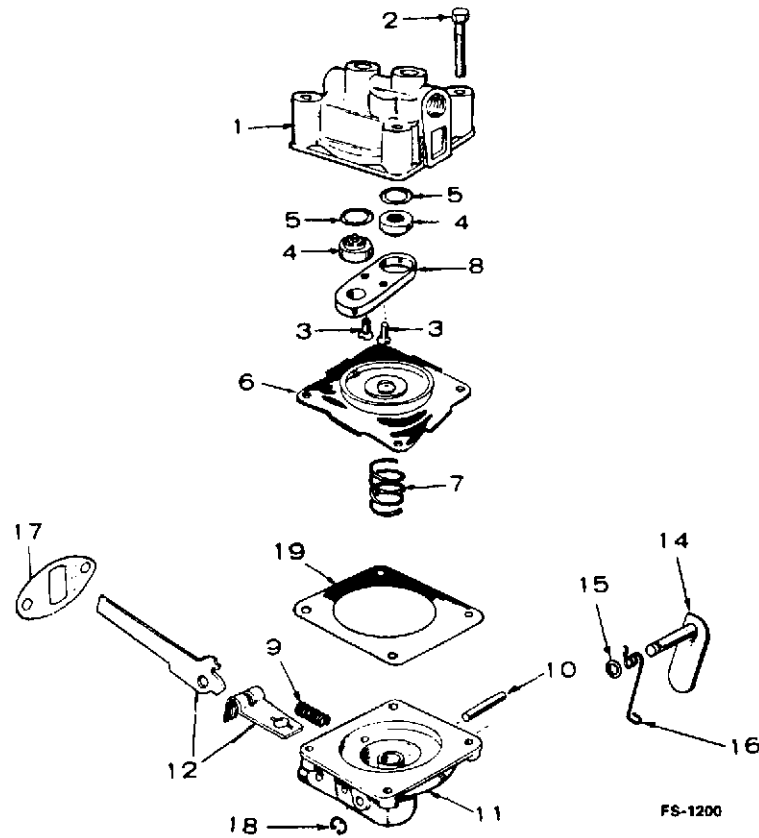
## SPARK ADVANCE MECHANISM - KEY 1



REF. NO.	PART NO.	QTY. USED	PART DESCRIPTION
1	160-0791	1	Cam, Timing Control
2	516-0144	4	Pin, Roll (7/16')
3	WEIGHT ASSEMBLY (Includes Pins) - TIMING CONTROL		
	160-0789	2	Magneto Ignition (Spec G and H)
	160-1049	2	Begin Spec J
	160-0790	2	Battery Ignition (Spec G and H)
	160-1198	2	Begin Spec J
4	PIN, GROOVE - TIMING CONTROL		
	516-0146	2	Spec G and H
	516-0172	2	Begin Spec J

REF. NO.	PART NO.	QTY. USED	PART DESCRIPTION
5	SPRING, TIMING CONTROL		
	160-0727	1	Spec G and H
	160-1051	1	Begin Spec J
6	160-0726	1	Retainer, Timing Control (Spec G and H)
7	RING, RETAINING - TIMING CONTROL		
	518-0185	2	Spec G and H
	518-0129	2	Begin Spec J

# FUEL PUMP PARTS



FS-1200

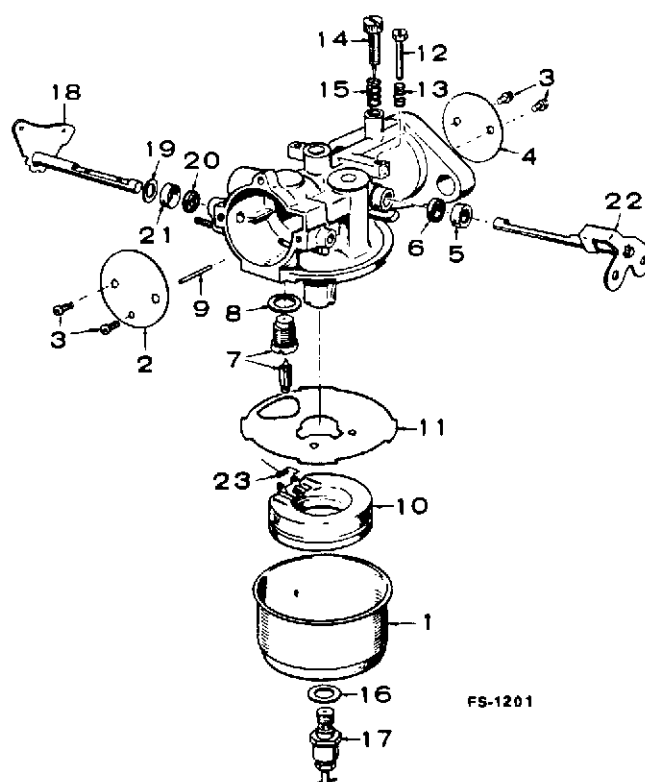
REF. NO.	PART NO.	QTY. USED	PART DESCRIPTION
	PUMP, FUEL (Includes Mounting Gasket)		
	149-1792	1	Key 1
	149-1784	1	Key 2
	149-0526	1	Kit, Fuel Pump Repair (Includes Parts Marked *)
	149-0003	1	*Gasket, Mounting
1		1	Body (Not Sold Separately)
2	815-0148	4	Screw (#8-32 x 7/8")
3	815-0147	2	Screw (#8-32 x 7/8") Phillips - Valve Retainer
4	149-0096	2	*Valve and Cage
5	149-0095	2	*Gasket, Valve
6	149-0582	1	*Diaphragm Assembly
7	149-0672	1	*Spring (Replaces 149-0093)
8	149-0539	1	Retainer, Valve Cage
9	149-0675	1	*Spring (Replaces 149-0094)

REF. NO.	PART NO.	QTY. USED	PART DESCRIPTION
10	516-0113	1	Pin, Rocker Arm
11		1	Body (Not Sold Separately)
12	149-0710	1	Link and Arm, Rocker (Sold only as a set)
14	LEVER, PRIMER		
	149-1042	1	Key 1
	149-0551	1	Key 2
15	509-0065	2	Seal, "O" Ring
16	SPRING, PRIMER LEVER		
	149-1044	1	Key 1
	149-0404	1	Key 2
17	149-0003	1	*Gasket, Pump Mounting
18	518-0129	1	Ring, Retainer - Primer Lever
19	149-0858	1	*Gasket, Diaphragm - Lower Side

\* - Parts Included In 149-0526 Repair Kit.

927-0404 (APRIL 1981)

# CARBURETOR PARTS - GASOLINE - BEGIN SPEC H



FS-1201

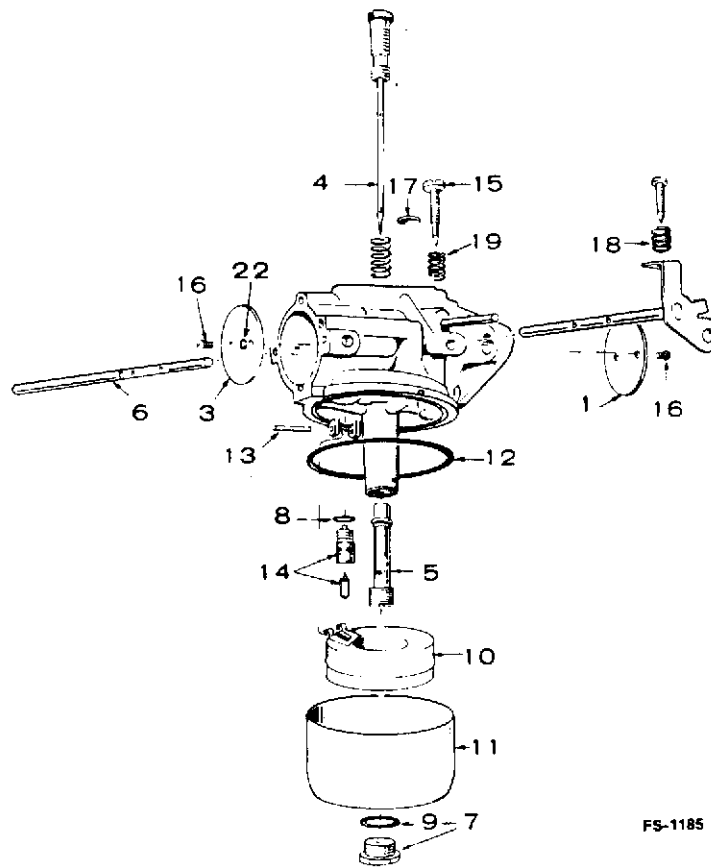
REF. NO.	PART NO.	QTY. USED	PART DESCRIPTION
	CARBURETOR, GASOLINE (Includes Mounting Gaskets)		
	141-0878	1	Manual Choke
	141-0747	1	Kit, Carburetor Repair (Includes Parts Marked *)
	141-0748	1	Kit, Carburetor Gasket (Includes Parts Marked £)
	141-0281	1	£*Gasket Carburetor Flange
1	141-0708	1	Bowl, Fuel
2	141-0741	1	Plate, Choke
3	141-0698	4	Screw & Washer, Choke and Throttle Plate Mounting
4	141-0706	1	Plate, Throttle
5	141-0705	1	*Retainer, Seal
6	141-0661	1	£*Seal, Rubber
7	141-0830	1	*Valve Seat Assembly, Fuel
8	141-0811	1	£Washer, Fuel Valve Seat
9	141-0703	1	*Shaft, Float
10	141-0702	1	Float Assembly

REF. NO.	PART NO.	QTY. USED	PART DESCRIPTION
11	141-0701	1	£*Gasket, Bowl to Body
12	141-0700	1	Screw, Throttle Stop
13	141-0711	1	Spring, Throttle Stop
14	NEEDLE, ADJUSTING		
	141-0713	1	Gasoline Units
15	SPRING, IDLE NEEDLE		
16	141-0077	1	£*Washer, Main Jet Assembly
17	141-0712	1	Jet Assembly, Main (Adjustable)
18	SHAFT, CHOKE		
	141-0742	1	Manual Choke Units
19	141-0699	1	Washer
20	141-0697	1	£*Seal, Felt
21	141-0203	1	*Retainer, Felt Seal
22	141-0709	1	Shaft and Lever, Throttle
23	141-0799	1	*Spring, Float

\* - Parts Included 141-0747 Carburetor Repair Kit.  
£ - Parts Included 141-0748 Carburetor Gasket Kit.

927-0404 (APRIL 1981)

# CARBURETOR - GASOLINE - SPEC G ONLY



FS-1185

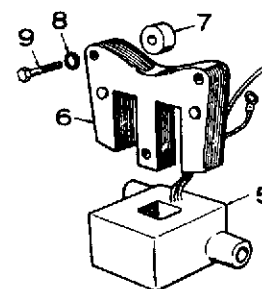
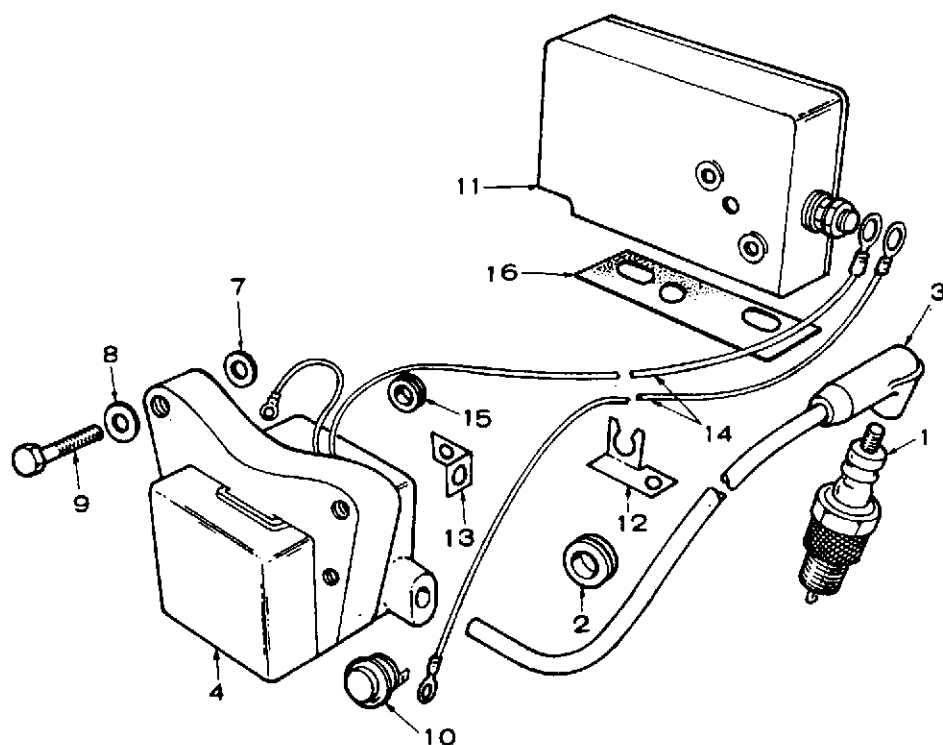
REF. NO.	PART NO.	QTY. USED	PART DESCRIPTION	REF. NO.	PART NO.	QTY. USED	PART DESCRIPTION
	CARBURETOR, GASOLINE (Includes Mounting Gasket)			10	143-0105	1	Float and Lever
	141-0774	1	Manual Choke	11	143-0210	1	Bowl
	143-0332	1	Kit, Carburetor Repair (Includes Parts Marked **)	12	143-0077	1	*Gasket, Bowl Ring
	143-0201	1	**Kit, Carburetor Gasket (Includes Parts Marked *)	13	141-0703	1	**Pin, Float Lever
	141-0281	1	*Gasket, Carburetor Flange	14	143-0341	1	**Valve, Fuel Inlet
1	143-0202	1	Valve, Throttle	15	143-0213	1	Screw, Idle Adjusting
3	143-0220	1	Valve, Choke - Manual Choke	16	812-0014	4	**Screw (#3-48 x 3/16") - Choke and Throttle Valve
4	143-0330	1	**Needle, Idle Jet and High Speed Adjusting	17	143-0110	1	Plug, Expansion
5	143-0329	1	**Nozzle	18	143-0214	1	Spring, Throttle Adjusting Screw
6	143-0221	1	Shaft and Lever, Choke	19	143-0112	1	Spring, Idle Adjusting Screw
7	143-0208	1	Screw and Gasket, Bowl	22	854-0003	4	**Washer, Lock (IT #3)
8	143-0015	1	*Gasket, Fuel Inlet Valve				
9	143-0209	1	*Gasket, Bowl Screw				

\* - Parts Included in 143-0201 Carburetor Gasket Kit.

\*\* - Parts Included In 143-0332 Carburetor Repair Kit.

927-0404 (APRIL 1981)

# IGNITION SYSTEM (MAGNETO).- KEY 1



ES-1122

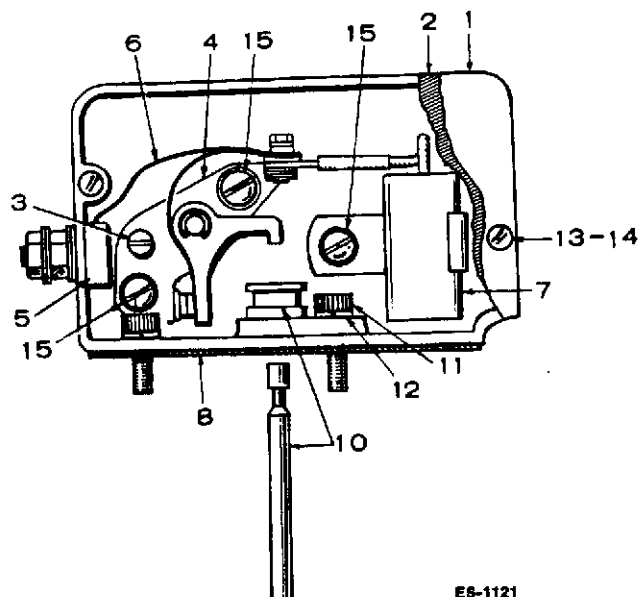
REF. NO.	PART NO.	QTY. USED	PART DESCRIPTION
1	PLUG, SPARK		
	167-0241	2	Non-Resistor Type
	167-0237	2	Resistor Type
2	508-0095	2	Grommet, Rubber - Spark Plug Cables
3	CABLE, SPARK PLUG		
			Key 1
	167-1404	1	Right Hand - Spec G and H
	167-1593	1	Right Hand - Begin Spec J
	167-1403	1	Left Hand - Spec G and H
	167-1594	1	Left Hand - Begin Spec J
			Key 1
	167-1073	1	Right Hand - Spec G and H
	167-1593	1	Right Hand - Begin Spec J
	167-1330	1	Left Hand - Spec G and H
	167-1593	1	Left Hand - Begin Spec J
4	160-0752	1	Stator Assembly, Magneto (Includes Parts Marked *)

REF. NO.	PART NO.	QTY. USED	PART DESCRIPTION
5	160-0750	1	*Coil, Magneto Stator
6	160-0749	1	*Pole Shoe, Magneto Stator
7	526-0015	2	Washer, Flat (9/32" ID x 9/16" OD x 1/16" THK)
8	526-0184	2	Washer, Flat (17/64" ID x 5/8" OD x #10 Gauge)
9	815-0259	2	Screw Cap - Hex Head (1/4-20 x 1-1/4" lg)
10	313-0018	1	Switch, Stop
11	160-0257	1	Box Assembly, Breaker (See Separate Group for Complete Breakdown)
12	167-0188	4	Clip, Spark Plug Cable
13	332-0273	1	Clip, Magneto Lead
14	334-0028	1	Lead, (4' pieces of wire)
15	508-0002	1	Grommet, Magneto Lead
16	160-0043	1	Gasket, Ignition Breaker Box Mounting

\* - Parts Included in 160-0752 Magneto Stator Assembly.

927-0404 (APRIL 1981)

## IGNITION BREAKER BOX



ES-1121

REF. NO.	PART NO.	QTY. USED	PART DESCRIPTION	REF. NO.	PART NO.	QTY. USED	PART DESCRIPTION
	160-0257	1	Box Assembly, Breaker - Complete (Includes Mounting Gasket, Washer and Screws) (Includes Parts Marked *)	7	312-0069	1	*Condenser, Ignition Points
1	160-0930	1	*Cover, Breaker Box	8	160-0043	1	*Gasket, Breaker Box Mounting
2	160-0150	1	*Gasket, Breaker Box Cover	10	160-0262	1	*Guide and Plunger, Ignition
3	160-0075	1	*Cam, Breaker Point Gap Adjusting	11	802-0034	2	*Screw, Cap - Socket Head (1/4-20 x 3/4" lg)
4	160-0002	1	*Point Set Breaker	12	850-0040	2	*Washer, Lock - Spring (1/4")
5	160-0349	1	*Block and Terminal Assembly	13	850-0025	2	*Washer, Lock - Spring (#8)
6	160-0428	1	*Strap, Point Set to Terminal Block	14	812-0077	2	*Screw, Machine - Round Head (#8-32 x 3/8" lg)
				15	518-0049	3	*Screw, Machine - Round Head W/External Tooth - (#8-32 x 1/4" lg)

\* - Parts Included in 160-0257 Breaker Box Assembly.

927-0404 (APRIL 1981)

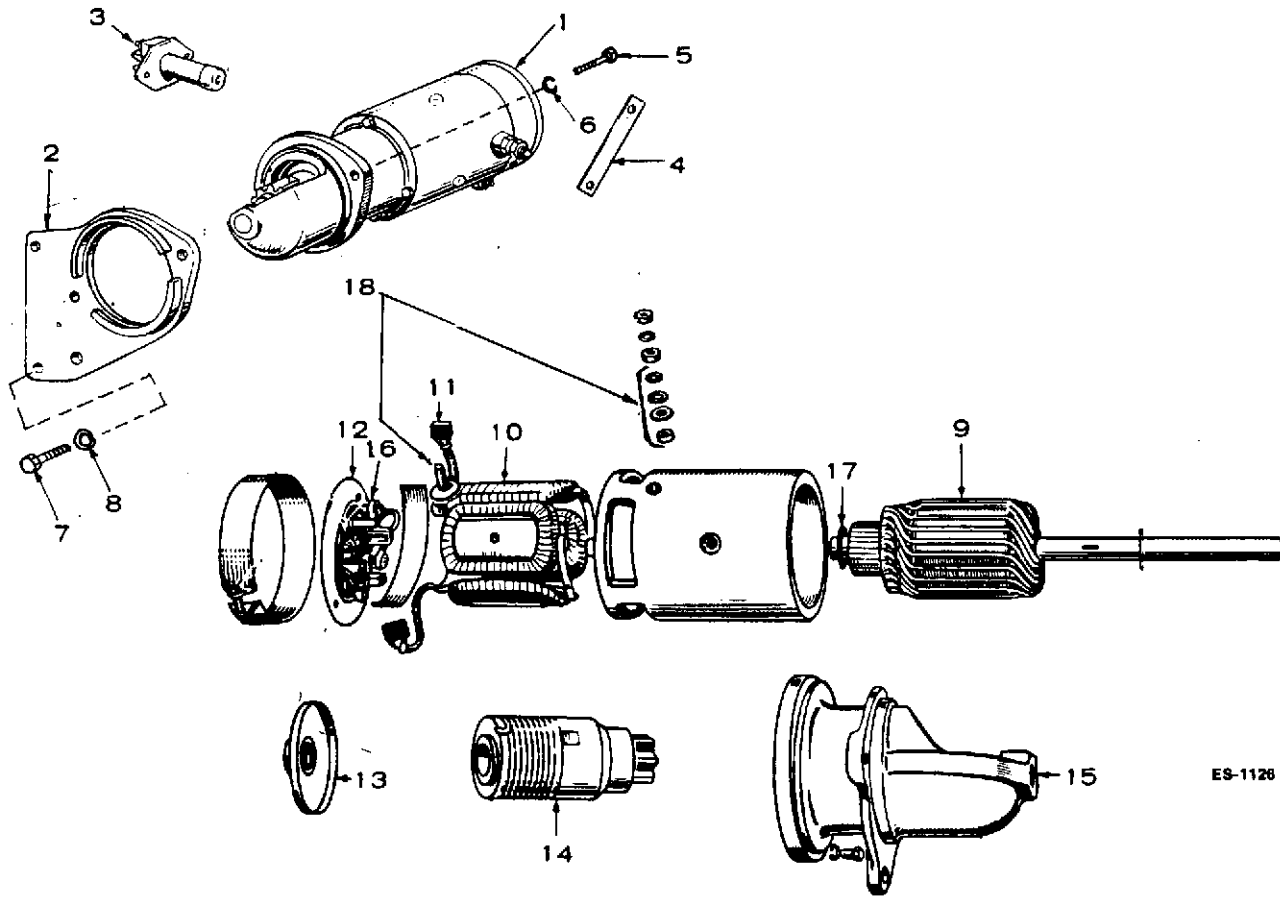


## IGNITION SYSTEM (BATTERY) - KEY 2

REF. NO.	PART NO.	QTY. USED	PART DESCRIPTION	REF. NO.	PART NO.	QTY. USED	PART DESCRIPTION
1	160-0257	1	Box, Breaker - Complete (See Separate Group for Complete Breakdown of Components)	8	166-0402	1	Bracket, Coil Mounting - Spec G and H
2	160-0043	1	Gasket, Breaker Box Mounting	9	503-0514	1	Clamp, Coil - Spec G and H
3	COIL, IGNITION			10	160-0558	2	Nipple, Rubber Coil - Spec G and H
	166-0346	1	Spec G and H	11	304-0060	1	Resistor, Ignition - Spec G and H
	166-0535	1	Begin Spec J	12	304-0610	1	Support, Resistor Terminal - Spec G and H
4	CABLE, SPARK PLUG			13	304-0014	2	Washer, Resistor Mounting Spec G and H
	167-1404	1	Key 1 Spec G and H R/H	14	813-0112	1	Screw, Machine - Round Head Resistor Mounting Spec G and H (#10-32 x 2-1/2" lg)
	167-1073	1	Key 2 Spec G and H R/H				
	167-1403	1	Key 1 Spec G and H L/H	15	526-0179	1	Washer, Flat - Resistor Mounting (Spec G and H)
	167-1330	1	Key 2 Spec G and H L/H				
	167-1594	1	Key 1 Begin Spec J L/H				
	167-1595	1	Key 2 Begin Spec J (24")				
	167-1593	1	Key 1 Begin Spec J R/H	16	854-0010	1	Washer, Lock - Internal Shakeproof-Resistor Mounting Spec G and H (#10)
	167-1596	1	Key 2 Begin Spec J (15")				
5	SPARK PLUG, IGNITION			17	870-0053	1	Nut, Hex - Resistor Mounting Spec G and H (#10-32)
	167-0241	2	Non-Resistor Type	18	166-0554	1	*Nut, Hex (Special)
	167-0237	2	Resistor Type	19	850-2005	1	*Washer, Lock (MS)
	166-0702	1	Kit, Lead Replacement (Includes Parts Marked *)	20	166-0604	2	Nut, Ignition Coil
6	336-4414	1	*Lead Assembly, Coil to Breaker Box - Begin Spec J				
7	308-0002	1	Switch, Ignition On/Off				

\* - Parts Included in 166-0702 Lead Replacement Kit.

# STARTER - SPEC G AND H



ES-1126

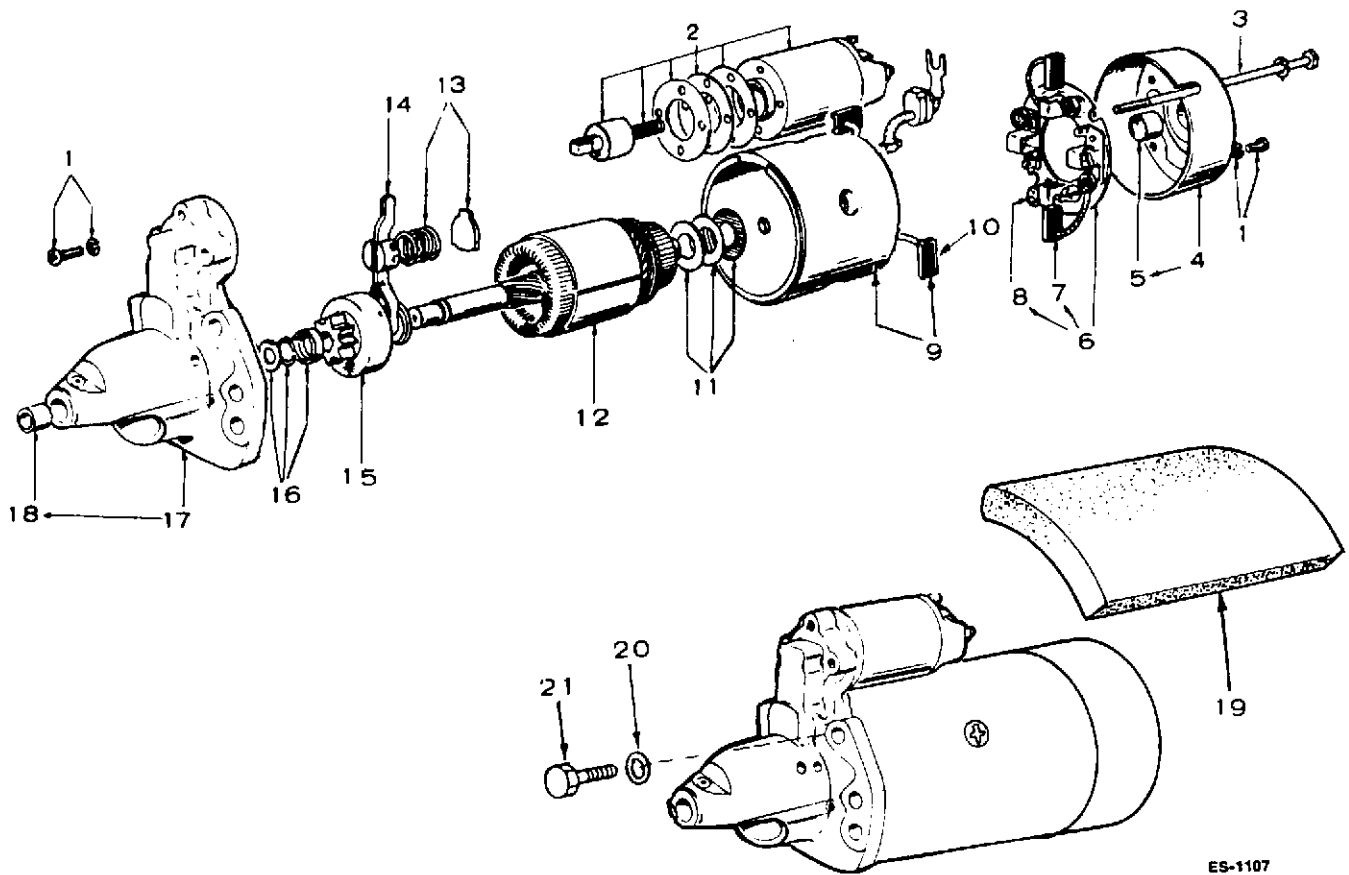
REF. NO.	PART NO.	QTY. USED	PART DESCRIPTION
1	191-0511	1	Starter Motor - (Includes Parts Marked *)
2	191-0508	1	Flange, Starter Motor Mounting
3	308-0028	1	Switch, Start
4	332-0570	1	Jumper, Starter to Switch
5	SCREW, CAP-HEX HEAD-STARTER MOTOR MOUNTING		
	800-0049	1	3/8-16 x 7/8" lg
	800-0050	1	3/8-16 x 1" lg
6	850-0050	2	Washer, Lock - Spring Starter Motor Mounting (3/8")
7	102-0455	3	Screw, Cap - Hex Head - Starter Motor Flange Mounting
8	850-0050	3	Washer, Lock - Spring - Starter Motor Flange Mounting (3/8")

REF. NO.	PART NO.	QTY. USED	PART DESCRIPTION
9	191-0517	1	*Armature
10	191-1017	1	*Coil Assembly Package, Field
11	191-0513	1	*Brush Set, Service
12	191-1018	1	*Head Assembly, Commutator End Band, Cover (Not Sold Separately)
13	191-1019	1	*Bearing Assembly, Intermediate
14	191-0271	1	*Drive Assembly, Bendix
15	191-0735	1	*Bearing, Drive End
16	191-1020	1	*Spring, Brush (Set of 4)
17	191-1021	1	*Washer, Armature Thrust (pkg.) Use as required
18	191-1022	1	*Stud, Terminal (pkg)

\* - Parts Included in 191-0511 Starter Motor

927-0404 (APRIL 1981)

# STARTER - BEGIN SPEC J



ES-1107

REF. NO.	PART NO.	QTY. USED	PART DESCRIPTION
	191-1052	1	Starter (Includes Parts Marked *)
1	191-1011	1	*Screw & Washer Set
2	191-0987	1	*Solenoid Assembly
3	191-0988	2	*Bolt - Hex Washer Head
4	191-1009	1	*Bracket, Rear - Starter (Includes Rear Sleeve Bearing)
5	191-1010	1	*Bearing, Sleeve (Rear)
6	191-1006	1	*#Holder, Brush (Includes Negative Brush and Brush Springs) (Includes Parts Marked Δ)
7	191-1008	1	#Δ*Brush, Starter (Negative)
8	191-1007	3	#Δ*Spring, Helical, Compression (Brush)
9	191-1089	1	*Yoke Assembly, (Includes Frame, Pole Shoes, Field Coil and Replaceable Positive Brushes)

REF. NO.	PART NO.	QTY. USED	PART DESCRIPTION
10	191-1005	2	*Brush, Starter (Positive)
11	191-0997	1	*Insulating, Washer Set
12	191-1088	1	*Armature, Starter
13	191-0984	1	*Plate & Spring Set
14	191-0983	1	*Lever, Clutch
15	191-1087	1	*Clutch & Pinion Gear
16	191-0991	1	*Stop Retaining Set - Pinion Gear
17	191-1086	1	*Bracket, Front - Starter (Includes Front Sleeve Bearing)
18	191-0971	1	*Bearing, Sleeve (Front)
19	191-1076	1	Seal, Air Begin Spec J
20	850-0050	2	Washer, Lock - Spring - Starter Mounting
21	800-0050	2	Screw, Cap - Hex Head - Starter Motor Mounting (3/8-16 x 1")

# - Early Brush Holder equipped with Two (2) Negative Brushes and Four (4) Brush Springs-Completely Interchangeable with Current Brush Holder.

\* - Parts Included in 191-1052 Starter Motor

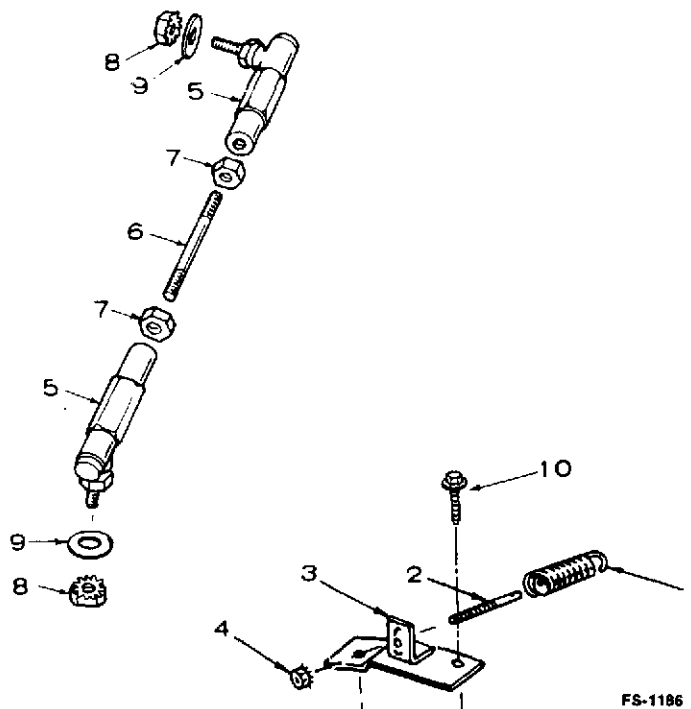
Δ - Parts Included in 191-1006 Brush Holder Assembly.

927-0404 (APRIL 1981)

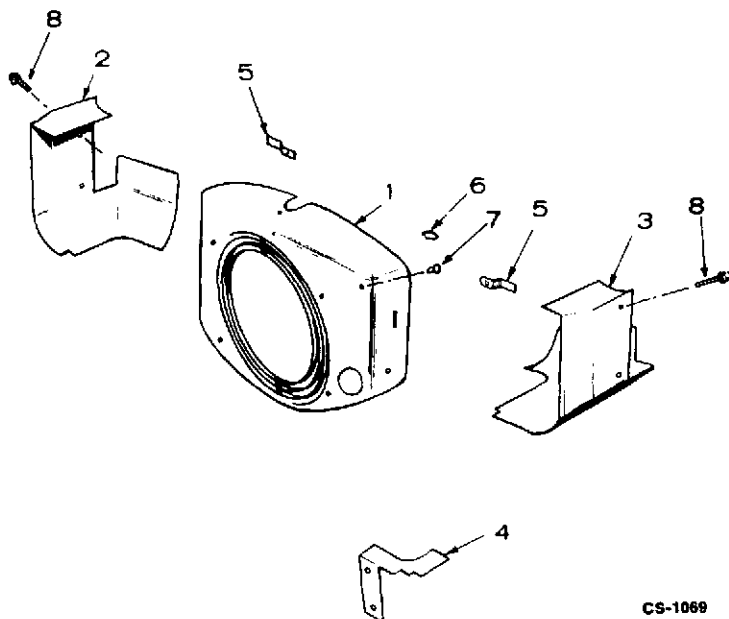
B9

## GOVERNOR

REF. NO.	PART NO.	QTY. USED	PART DESCRIPTION
1	150-0098	1	Spring, Governor
2	150-1023	1	Stud, Speed Adjustment
3	150-1262	1	Bracket, Speed Stud
4	870-0131	1	Nut, Speed Adjusting (#10-32)
5	JOINT, BALL		
	150-0974	2	Spec G Only
	150-0939	2	Begin Spec H through Serial #540766 During Spec H-Plastic
	150-0639	2	Begin Serial #540767 During Spec H - Metal
6	LINK, THROTTLE		
	520-0187	1	Spec G and Begin Serial #540767 During Spec H
	520-0623	1	Begin Spec H through Serial #540766 During Spec H
7	870-0053	2	Pinnut, Locking
8	870-0131	2	Nut, Keps - Locking Ball Joint (#10-32)
9	526-0196	2	Washer, Flat - Ball Joint (7/32" ID x 7/16" OD x 1/8" Thk)
10	821-0010	1	Screw, Self Lock - Hex Washer Head (1/4-20 x 1/2")



## AIR HOUSING



REF. NO.	PART NO.	QTY. USED	PART DESCRIPTION
1	HOUSING, BLOWER		
			Key 1
	134-1579	1	Spec G and H
	134-2830	1	Begin Spec J
			Key 2
	134-1596	1	Spec G and H
	134-2826	1	Begin Spec J
2	134-0589	1	Housing, Cylinder Air - Left
3	HOUSING, CYLINDER AIR (Right)		
	134-0588	1	Key 1
			Key 2
	134-0674	1	Spec G and H
	134-2791	1	Begin Spec J
4	134-0670	1	Baffle, Air - Key 2 Spec G and H
5	CLIP, HOUSING-CYLINDER AIR		
	134-0599	1	Right Side
	134-2108	1	Left Side
6	508-0095	2	Grommet, Blower Housing
7	313-0018	1	Button Stop - Begin Spec J - Key 1
8	815-0261	4	Screw, Cap - Hex Head (1/4-20 x 1/2")

927-0404 (APRIL 1981)

B10

## SERVICE KITS AND MISCELLANEOUS

**NOTE:** For other kits, refer to the group for the part in question.

REF. NO.	PART NO.	QTY. USED	PART DESCRIPTION
	98-1100	1	Decal Kit, Set
	160-0836	1	Ignition Tune-up Kit
	168-0103	1	Gasket Kit, Complete Engine
	168-0095	1	Gasket Kit, Carbon Removal
	ENGINE OVERHAUL KIT		
	522-0225	1	Spec G Only
	522-0239	1	Begin Spec H
	TOUCH-UP PAINT (Pressurized Can)		
	525-0137	1	Metallic Green (13 oz.)
	525-0305	1	Non-Metallic Green (13 oz.)
	525-0454	1	Greige Enamel (13 oz.)

## OPTIONAL EQUIPMENT SECTION

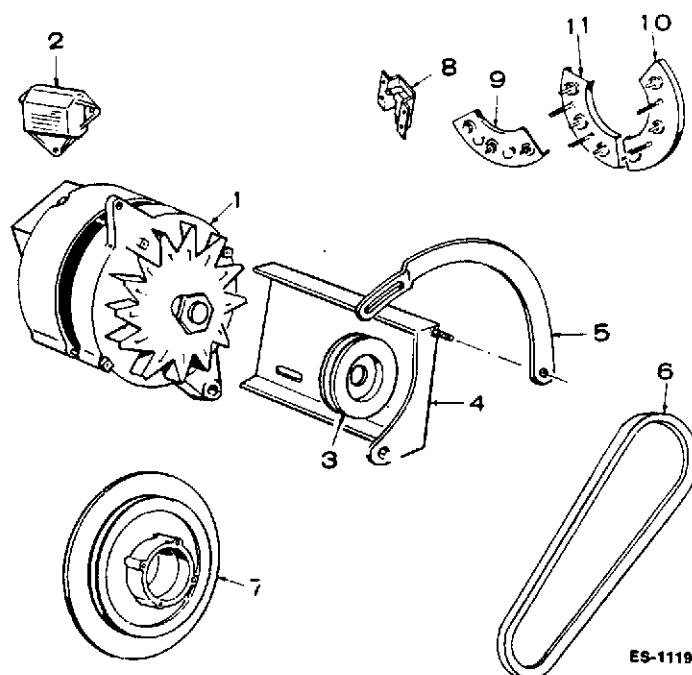
This section contains parts listing of factory installed options.  
NOTE: options may not be applicable to all models; for field installations, additional parts are usually required.

## OPTION 1 ALTERNATOR (AUTOMOTIVE TYPE - LEFT SIDE MOUNTING)

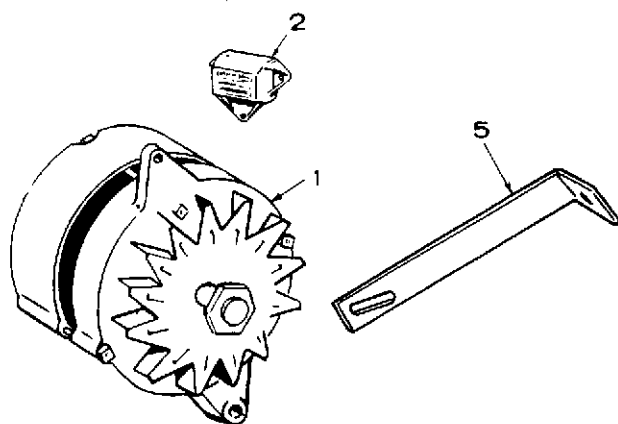
REF. NO.	PART NO.	QTY. USED	PART DESCRIPTION
1	191-1233	1	*Alternator Assembly (Includes Parts Marked †) (35 Ampere, 12 Volt)-Motorola #RA-12NON451
	191-1232	1	†Alternator, 35 Amp
2	191-1243	1	†Regulator, Voltage
3	191-0623	1	†Pulley, Alternator
4	BRACKET, ALTERNATOR MOUNTING		
	191-0537	1	Pressure Cooled Engine
	191-0539	1	Vacu-Flo Cooled Engine
5	191-0535	1	Bracket, Alternator Adjusting
6	511-0051	1	Belt, Drive
7	191-0134	1	Pulley, Drive - Vacu-Flo Cooled Engine
8	191-0659	1	Brush and Holder Assembly (Part of 191-0573 Alternator)
9	191-0671	1	Diode Assembly, Isolation (Part of 191-0573 Alternator)
10	191-0662	1	Diode Assembly, Rectifier - Negative (Part of 191-0573 Alternator)
11	191-0661	1	Diode Assembly, Rectifier - Positive (Part of 191-0573 Alternator)

\* - For components not listed, check alternator nameplate and contact your nearest Motorola dealer.

† - Parts Included in 191-1233 Alternator Assembly.



## OPTION 2 ALTERNATOR (AUTOMOTIVE TYPE - RIGHT SIDE MOUNTING)



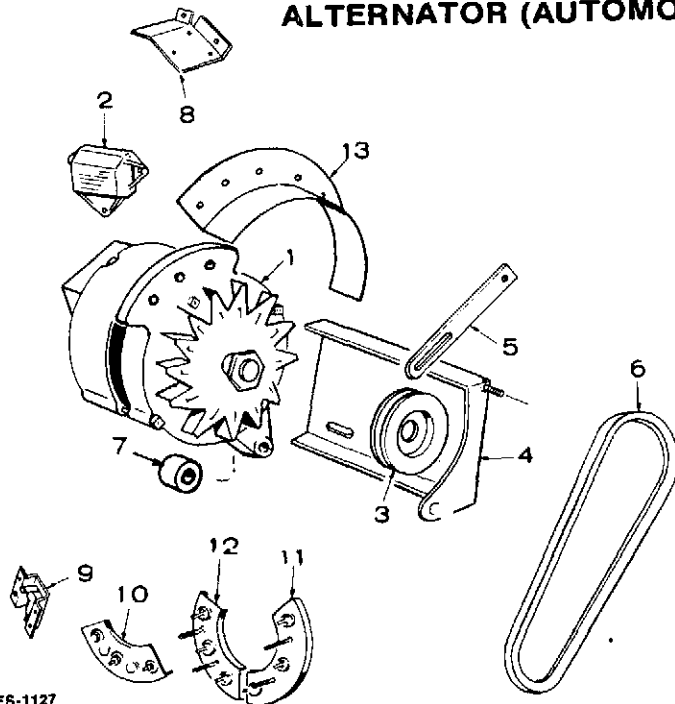
REF. NO.	PART NO.	QTY. USED	PART DESCRIPTION
1	191-1233	1	*Alternator Assembly (Includes Parts Marked †) (35 Ampere, 12 Volt)-Motorola #RA-12NON451
	191-1232	1	†Alternator, 35 Amp
2	191-1243	1	†Regulator, Voltage
3	191-0623	1	†Pulley, Alternator
4	191-0575	1	Bracket, Alternator and Starter Mounting
5	191-0576	1	Bracket, Alternator Adjusting
6	511-0076	1	Belt, Drive
7	191-0659	1	Brush and Holder (Part of 191-0573 Alternator)

REF. NO.	PART NO.	QTY. USED	PART DESCRIPTION
8	191-0671	1	Diode Assembly, Isolation (Part of 191-0573 Alternator)
9	191-0662	1	Diode Assembly, Rectifier - Negative (Part of 191-0573 Alternator)
10	191-0661	1	Diode Assembly, Rectifier - Positive (Part of 191-0573 Alternator)

\* - For components not listed, check alternator nameplate and contact your nearest Motorola dealer.

† - Parts Included in 191-1233 Alternator Assembly.

### OPTION 3 ALTERNATOR (AUTOMOTIVE TYPE - TOP MOUNTING)



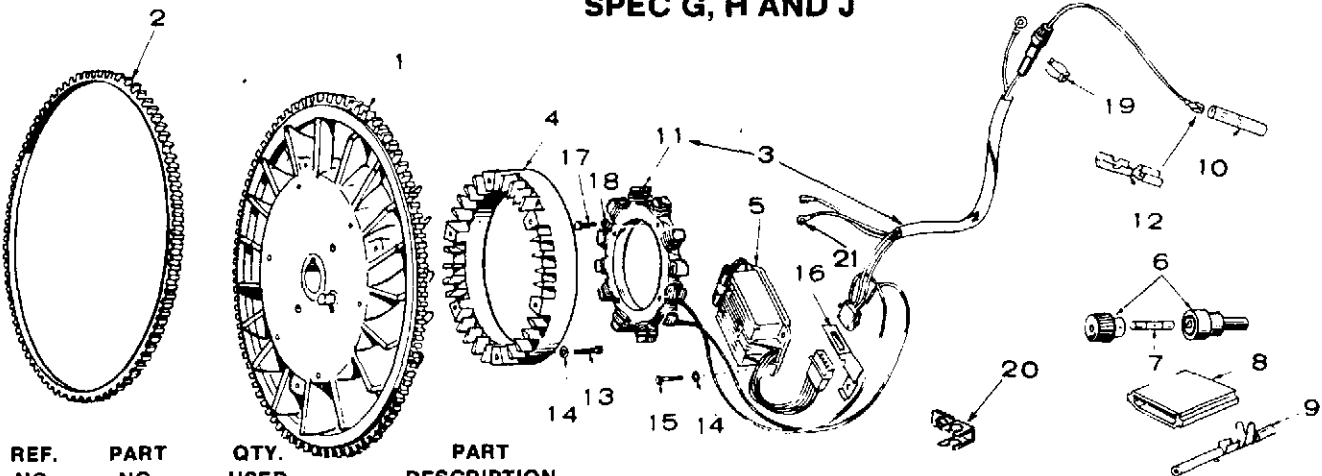
ES-1127

REF. NO.	PART NO.	QTY. USED	PART DESCRIPTION
1	191-0543	1	*Alternator (35 Ampere, 12 Volt) - Motorola #A12N-451
2	191-0642	1	*Regulator, Voltage
3	191-0623	1	Pulley, Alternator
4	191-0636	1	Bracket, Alternator Mounting

5	BRACKET, ALTERNATOR ADJUSTING 191-1168	1	Pressure Cooled Engines - Begin Serial Number 992673 During Spec J
	191-0637	1	Pressure Cooled Engines - Spec A through Serial Number 992673 During Spec J
	191-0637	1	Vacu-Flo Cooled Engines
6	BELT, DRIVE 511-0090	1	Pressure Cooled Engines - Begin Serial Number 992673 During Spec J
	511-0067	1	Pressure Cooled Engines - Spec A through Serial Number 992673 During Spec J
	511-0067	1	Vacu-Flo Cooled Engines
7	191-0640	1	Spacer, Alternator Bracket
8	191-0638	1	Bracket, Regulator Mounting
9	191-0659	1	Brush and Holder Assembly (Part of 191-0543 Alternator)
10	191-0663	1	Diode Assembly, Isolation (Part of 191-0543 Alternator)
11	191-0662	1	Diode Assembly, Rectifier - Negative (Part of 191-0543 Alternator)
12	191-0661	1	Diode Assembly, Rectifier - Positive (Part of 191-0543 Alternator)
13	191-0725	1	Guard, Belt

\* - For Components not listed, check alternator nameplate and contact your nearest Motorola dealer.

### OPTION 4 FLYWHEEL ALTERNATOR (20 AMP WICO) - KEY 2 SPEC G, H AND J



REF. NO.	PART NO.	QTY. USED	PART DESCRIPTION
1	134-1895	1	Flywheel (Includes Ring Gear)
2	134-0673	1	Gear, Ring - Flywheel
3	191-0740	1	Stator Assembly (Includes Parts Marked *)
4	191-0400	1	Rotor
5	305-0478	1	Regulator - Rectifier Assembly
6	321-0165	1	*Holder Assembly, Fuse
7	321-0162	1	*Fuse - 30 Amp.
8	323-0759	1	*Connector, Socket Housing
9	323-0488	4	*Socket, Connector
10	332-0556	1	*Connector, Faston
11	191-0724	1	*Stator Only
12	332-0529	1	*Terminal, Faston - Male

13	812-0156	6	Screw, Machine - Round Head (1/4-20 x 1-1/2")
14	850-0040	9	Washer, Lock - Spring (1/4")
15	800-0006	3	Screw, Cap - Hex Head (1/4-20 x 7/8")
16	332-1358	1	Bracket, Connector Mounting
17	813-0108	3	Screw, Machine - Round Head (#10-32 x 1/2")
18	850-0030	3	Washer, Lock - Spring (#10)
19	321-0169	1	Clip, Fuse Holder
20	167-0188	2	Clip, Stator Leads
21	332-0325	1	Terminal (#10)

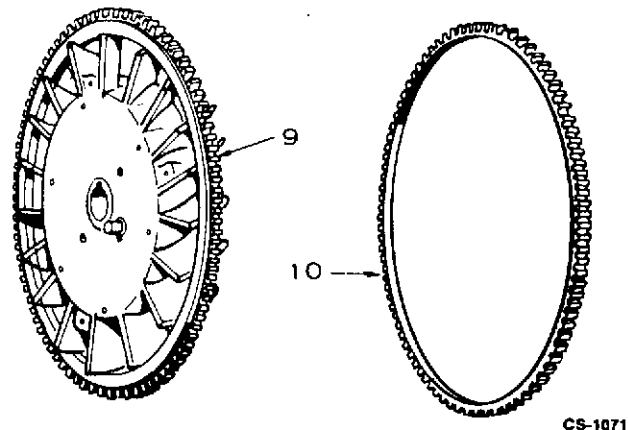
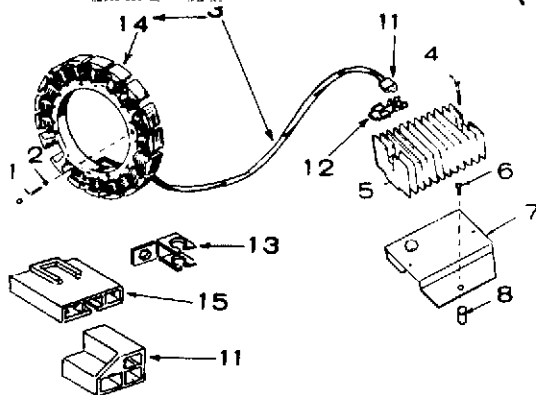
- Parts Included in 191-0740 Stator Assembly.

CS-1070

**C3**

927-0404 (APRIL 1981)

## OPTION 5 FLYWHEEL ALTERNATOR (15 AMPERE PHELOX) - KEY 2 - BEGIN SPEC J

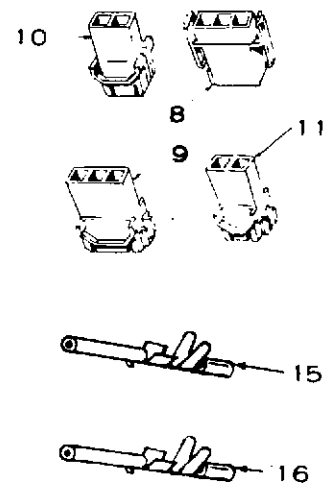
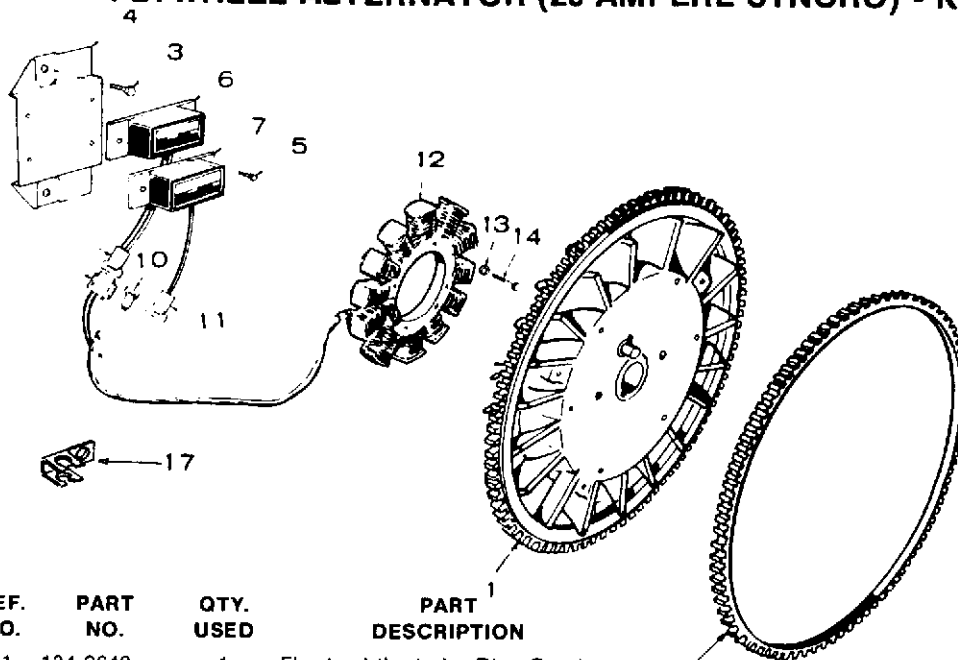


REF. NO.	PART NO.	QTY. USED	PART DESCRIPTION
1	813-0143	3	Screw, Machine - Round Head Cross Recessed (#10-32 x 1-3/8")
2	850-0030	3	Washer, Lock - Spring (#10)
3	191-1256	1	Stator Assembly (Includes Parts Marked *)
4	821-0018	2	Screw, Cap-Hex Head - Self Locking (1/4-20 x 5/8")
5	191-0886	1	Regulator, Voltage
6	821-0012	2	Screw, Cap - Hex Head - Self Locking (1/4-20 x 1-1/8")

7	191-1107	1	Bracket, Regulator Mounting
8	134-2100	2	Spacer, Regulator Mounting
9	134-2621	1	Flywheel (Includes Ring Gear)
10	134-0673	1	Gear, Ring - Flywheel
11	323-0853	1	*Body, Connector
12	332-2073	3	*Terminal
13	167-0188	2	Clip, Stator Leads
14	191-1254	1	*Stator Only
15	323-1075	1	*Body, Connector

\* - Parts Included in 191-1256 Stator Assembly.

## OPTION 6 FLYWHEEL ALTERNATOR (20 AMPERE SYNCRO) - KEY 2 - BEGIN SPEC J



REF. NO.	PART NO.	QTY. USED	PART DESCRIPTION
1	134-2642	1	Flywheel (Includes Ring Gear)
2	134-0673	1	Gear, Ring - Flywheel
3	821-0010	2	Screw, Cap - Hex Head Locking (1/4-20 x 1/2")
4	191-1107	1	Bracket, Regulator and Rectifier Mounting
5	815-0181	4	Screw, Cap - Hex Head W/ET Lockwasher (#10-32 x 5/16")
6	191-0938	1	Rectifier, Current
7	191-0939	1	Regulator, Voltage
8	323-0882	1	Plug, Connector (3 Female Contacts)
9	323-0881	1	Cap, Connector (3 Male Contacts)

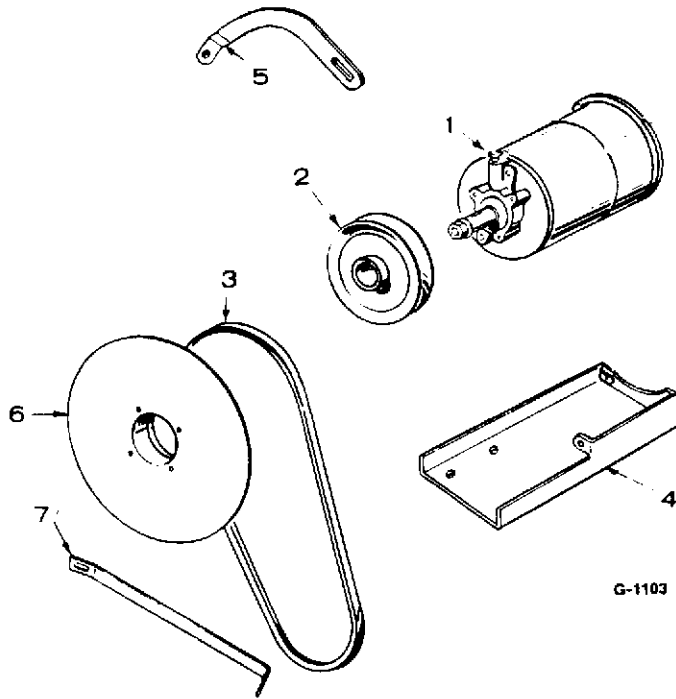
10	323-0879	1	Cap. Connector (2 Male Contacts)
11	323-0880	1	Plug, Connector (2 Female Contacts)
12	191-0937	1	Stator, Alternator
13	850-0030	3	Washer, Lock - Spring (#10)
14	813-0108	3	Screw, Machine - Round Head Cross Recessed (#10-32 x 1-1/4")
15	323-0488	5	Contact, Connecting - Female
16	323-0496	5	Contact, Connecting - Male
17	167-0188	2	Clip, Stator Leads

**C4**

927-0404 (APRIL 1981)

Redistribution or publication of this document by any means, is strictly prohibited.

## OPTION 7 GENERATOR(AUTOMOTIVE TYPE)

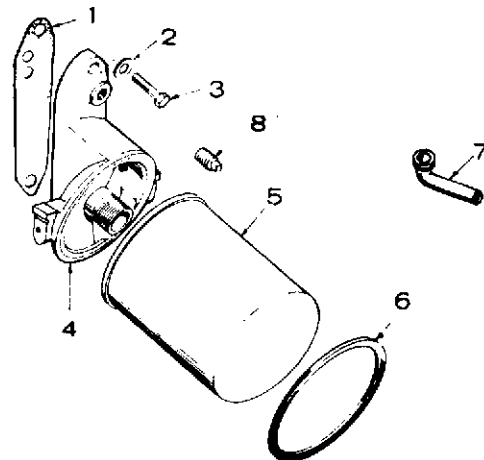


REF. NO.	PART NO.	QTY. USED	PART DESCRIPTION
1	191-0277	1	Generator
2	191-0229	1	Pulley, Generator
3	511-0051	1	Belt, Generator Drive
4	BRACKET, GENERATOR MOUNTING		
	191-0279	1	Pressure Cooled
	191-0304	1	Vacu-flo Cooled
5	191-0280	1	Bracket, Generator Adjustin
6	191-0134	1	Pulley, Generator Drive - Vacu-flo Cooled
7	191-0305	1	Brace, Generator Mounting Bracket - Vacu flo Cooled

† - For components, check nameplate and contact your nearest Delco Remy Dealer.

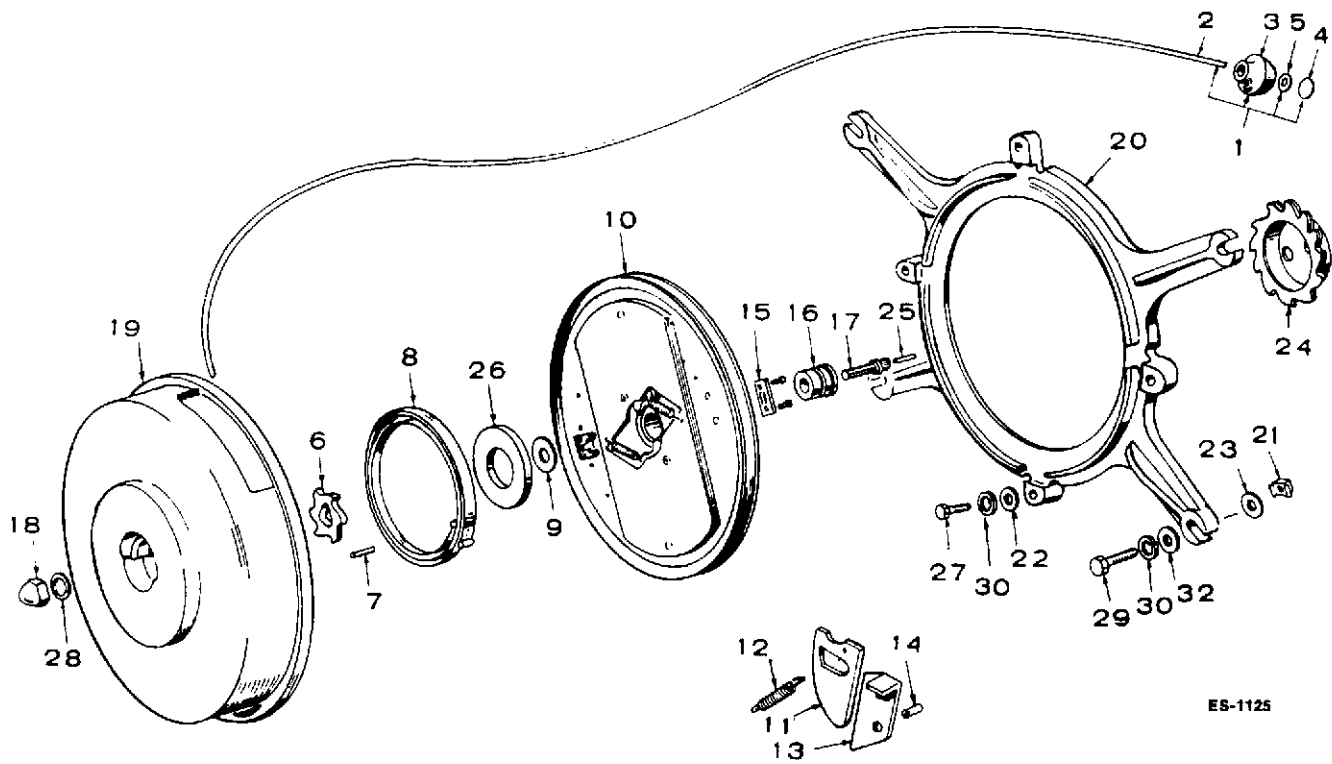
## OPTION 8 OIL FILTER

REF. NO.	PART NO.	QTY. USED	PART DESCRIPTION
1	122-0321	1	Gasket
2	526-0065	2	Washer, Flat - Copper (21/64" ID x 9/16" OD x 1/16" Thk)
3	800-0028	2	Screw, Cap - Hex Head (5/16-18 x 1")
4	122-0320	1	Adapter, Filter
5	122-0323	1	Filter, Spin-On
6	122-0347	1	Seal, Air
7	122-0345	1	Tube, Oil Drain
8	505-0057	1	Plug, Adapter Outlet (1/8")



927-0404 (APRIL 1981)

# **OPTION 9** **READI-PULL STARTER - KEY 1**



ES-1125

REF. NO.	PART NO.	QTY. USED	PART DESCRIPTION
	KIT, STARTER-COMLETE		
	192-0325	1	Begin Spec E (Includes Parts Marked †)
	192-0215	1	Specs A through D (Includes Parts Marked Δ)
1	192-0045	1	†ΔRope and Grip Assembly (Includes Parts Marked □)
2	192-0043	1	†Δ□Rope
3	192-0044	1	†Δ□Grip
4	517-0025	1	†Δ□Plug, Grip
5	526-0021	1	†Δ□Washer, Flat (17/64" ID x 3/4" OD x 1/16" Thk)
6	192-0153		†ΔWheel, Cog
7	516-0138	1	†ΔPin, Roll
8	192-0039	1	†ΔSpring, Recoil
9	526-0123	1	†ΔWasher, Thrust
10	192-0180	1	†ΔSheave, Rope (Includes Parts Marked *)
11	192-0172	2	†Δ*Pawl
12	192-0165	2	†Δ*Spring, Pawl
13	192-0168	2	†Δ*Arm, Ratchet
14	516-0110	4	†Δ*Pin, Roll (2) Pawl (2) Ratchet Arm
15	192-0167	1	†Δ*Clamp, Rope
16	192-0163	1	†ΔBearing, Sheave Hub
17	192-0323	1	†ΔScrew, Cap - Socket Head (Special)
18	862-0003	1	†ΔNut, Hex (3/8-16)
19	192-0152	1	†ΔCover, Starter
20	192-0186	1	†ΔRing, Mounting

REF. NO.	PART NO.	QTY. USED	PART DESCRIPTION
21	870-0110	4	†ΔNut, Speed Grip
22	526-0180	4	†ΔWasher, Flat (17/16" ID x 7/8" OD x 1/8" Thk)
23	526-0130	4	†ΔWasher, Flat (17/64" ID x 1" OD x 1/16" Thk)
24	192-0309	1	†ΔWheel, Ratchet - Begin Spec E
25	516-0132	1	†ΔPin, Spiral - Brass
26	526-0168	1	†ΔWasher, Flat (1-15/32" ID x 3" OD x .047" Thk)
27	815-0137	4	†ΔScrew, Cap - Hex Head (1/4-20 x 1-1/4")
28	850-0050	1	†ΔWasher, Lock - Spring (3/8")
29	800-0007	4	†ΔScrew, Cap - Hex Head (1/4-20 x 1-1/4")
30	850-0040	8	†ΔWasher, Lock - Spring (1/4")
31	815-0137	2	†ΔScrew, Cap - Hex Head (1/4-20 x 1-1/4")
32	526-0158	4	†ΔWasher, Flat (.261" ID x 1" OD x 1/8" Thk)
33	526-0015	2	†ΔWasher, Flat (9/32" ID x 9/16" OD x 1/16" Thk)
34	192-0170	1	ΔWheel, Ratchet - Specs A through D
35	192-0218	2	ΔScrew, Cap - Hex Head - Specs A through D

† - Parts Included in 192-0325 Starter Kit.

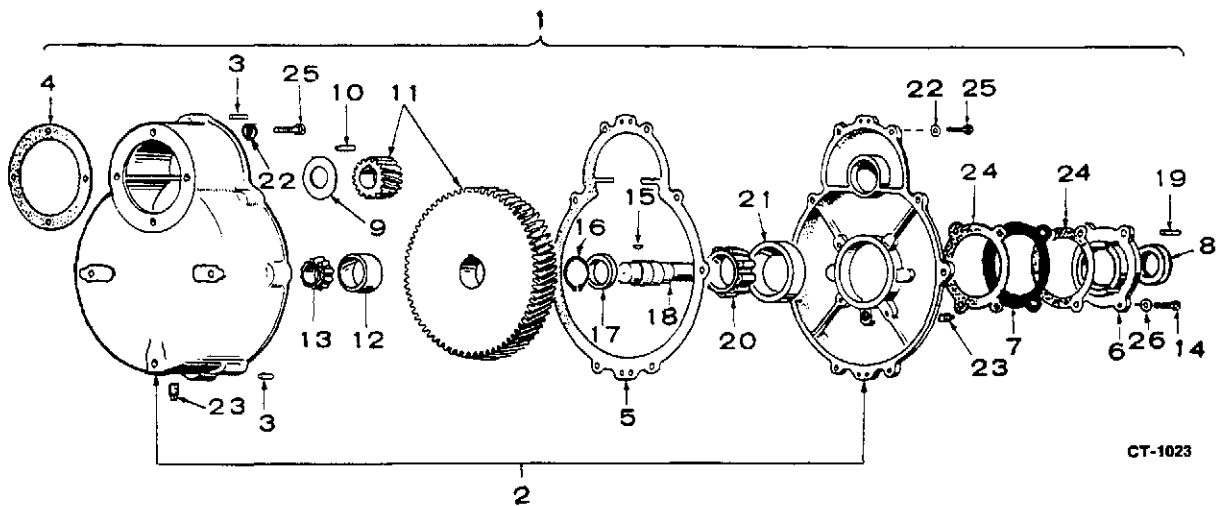
Δ - Parts Included in 192-0215 Starter Kit.

□ - Parts Included in 192-0045 Rope and Grip Assembly

\* - Parts Included in 192-0180 Rope Sheave.

927-0404 (APRIL 1981)

# **OPTION 10** **GEAR REDUCTION (3.3:1)**



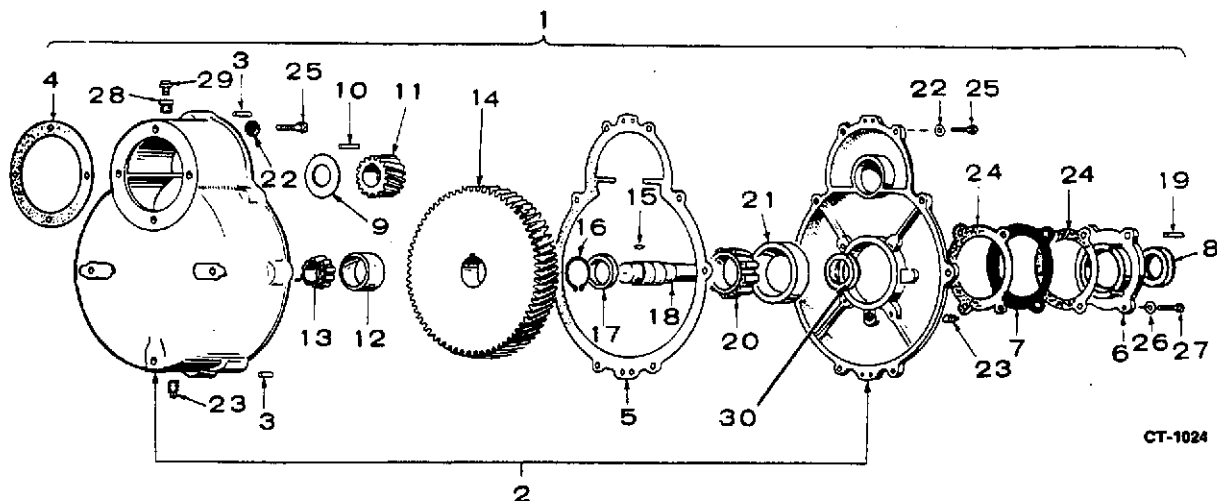
CT-1023

REF. NO.	PART NO.	QTY. USED	PART DESCRIPTION	REF. NO.	PART NO.	QTY. USED	PART DESCRIPTION
1	REDUCTION GEAR ASSEMBLY			14	800-0007	4	Screw, Cap - Hex Head (1/4-20 x 1")
	190-0444	1	Mounted Left Side Horizontal	15	515-0159	1	Key, Driven Gear
	190-0440	1	Mounted Right Side Horizontal	16	518-0013	1	Ring, Retainer
2	190-0050	1	Housing - Includes Cover (Also Order 2 #516-0012 Pins)	17	190-0202	1	Spacer, Bearing
3	516-0012	2	Pin, Dowel	18	190-0192	1	Shaft, Take-Off
4	190-0020	1	Gasket, Housing to Engine	19	515-0103	1	Key, Take-Off Shaft
5	190-0021	1	Gasket, Cover to Housing	20	510-0023	1	Cone, Roller Bearing
6	190-0016	1	Plate, Bearing Retainer	21	510-0024	1	Cup, Roller Bearing
7	190-0115	1	Shim Set, End Play Adjustment	22	850-0045	12	Washer, Lock - Spring (5/16")
8	509-0016	1	Seal, Oil	23	505-0054	3	Plug, Pipe (1/4)
9	190-0195	1	Washer, Pinion Gear	24	190-0306	2	Gasket, Bearing Plate to Housing
10	515-0142	1	Key, Pinion Gear	25	800-0028	16	Screw, Cap - Hex Head (5/16-18 x 1")
11	190-0447	1	Gear, Set (Pinion and Driven)	26	526-0063	4	Washer, Flat - Copper (17/64" ID x 7/16" OD x 1/22" Thk)
12	510-0022	1	Cup, Roller Bearing				
13	510-0021	1	Cone, Roller Bearing				

927-0404 (APRIL 1981)

**C7**

# **OPTION 11** **GEAR REDUCTION (4:1)**

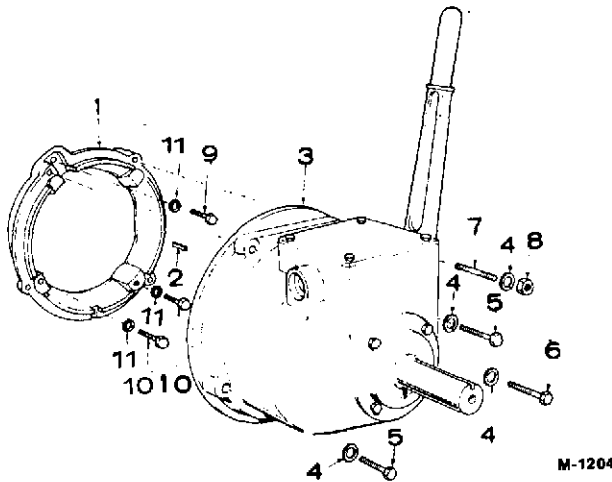


CT-1024

REF. NO.	PART NO.	QTY. USED	PART DESCRIPTION	REF. NO.	PART NO.	QTY. USED	PART DESCRIPTION
1	<b>REDUCTION GEAR ASSEMBLY</b>			15	515-0159	1	Key, Driven Gear
	190-0193	1	Mounted Left Side Horizontal (No Longer Available)	16	518-0013	1	Ring, Retainer
	190-0299	1	Mounted Right Side Horizontal (No Longer Available)	17	190-0202	1	Spacer, Bearing
	<b>FOR REPLACEMENT ORDER:</b>			18	190-0192	1	Shaft, Take-Off
	190-0440	1	Reduction Gear Assembly, Mounted Right Side Horizontal	19	515-0103	1	Key, Take-Off Shaft
	190-0447	1	Gear, Set (Pinion & Driver)	20	510-0023	1	Cone, Roller Bearing
	190-0195	1	Washer, Pinion Gear	21	510-0024	1	Cup, Roller Bearing
	515-0142	1	Key, Pinion Gear	22	850-0045	12	Washer, Lock - Spring (5/16")
	190-0410	1	Mounted Vertical Down	23	PLUG, PIPE (1/4)		
2	190-0050	1	Housing - Includes Cover (No Longer Available) (Also Order 2 #516-0012 Pins)	505-0054		3	Mounted Left Side and Mounted Right Side Gear Box
3	516-0012	2	Pin, Dowel	505-0054		2	Mounted Vertical Down Gear Box
4	190-0020	1	Gasket, Housing to Engine	24	190-0306	2	Gasket, Bearing Plate to Housing
5	190-0021	1	Gasket, Cover to Housing	25	800-0028	12	Screw, Cap - Hex Head (5/16-18 x 1")
6	190-0016	1	Plate, Bearing Retainer	26	526-0063	4	Washer, Flat - Copper (17/64"IDx7/16"ODx1/32"Thk)
7	190-0115	1	Shim Set, End Play Adjustment	27	800-0007	4	Screw, Cap - Hex Head (1/4-20 x 1")
8	516-0057	1	Seal, Oil	28	505-0007	1	Bushing, Reducer - Mounted Vertical Down Gear Box
9	190-0195	1	Washer, Pinion Gear	29	518-0172	1	Vent, Mounted Vertical Down Gear Box
10	515-0142	1	Key, Pinion Gear	30	509-0016	1	Seal, Oil
11	190-0191	1	Gear, Pinion (No Longer Available)				
12	510-0022	1	Cup, Roller Bearing				
13	510-0021	1	Cone, Roller Bearing				
14	190-0190	1	Gear, Driven (No Longer Available)				

927-0404 (APRIL 1981)

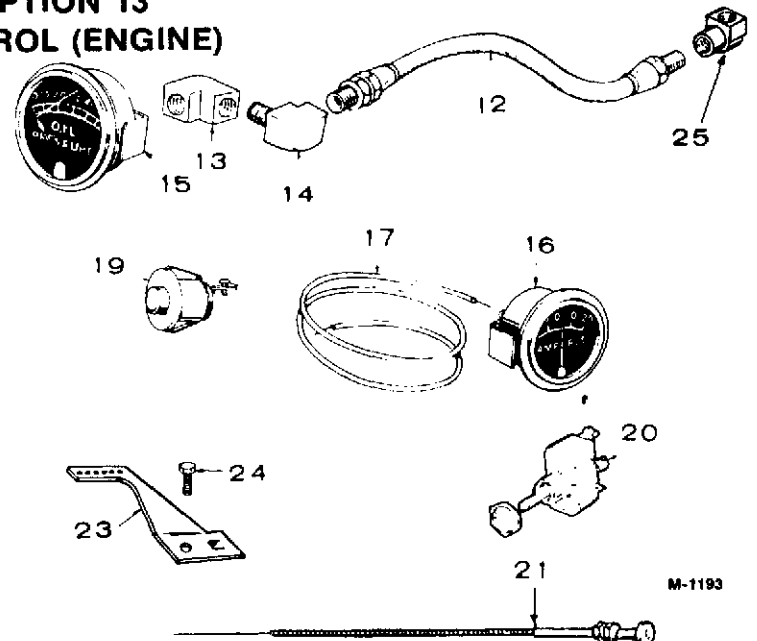
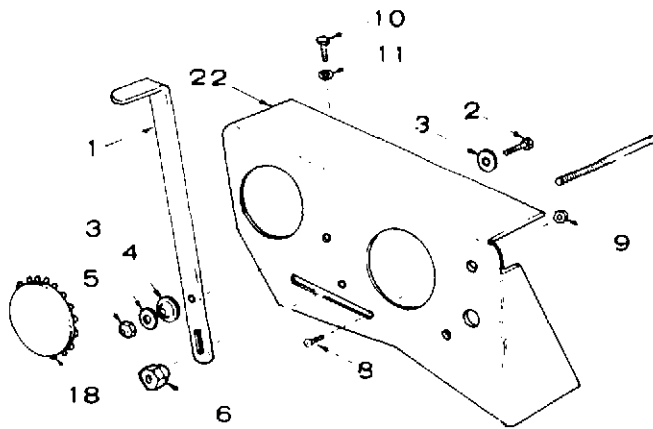
## OPTION 12 CLUTCH (ROCKFORD)



REF. NO.	PART NO.	QTY. USED	PART DESCRIPTION
	190-0178	1	Kit, Clutch - Complete
1	190-0171	1	Adapter, Clutch to Engine
2	515-0041	1	Key, Clutch
3	190-0174	1	*Clutch Assembly (Rockford #PTA-S5-1/2-19S)
4	850-0055	3	Washer, Lock - Spring (7/16")
5	800-0074	1	Screw, Cap - Hex Head (7/16-14 x 1-3/4")
6	800-0075	2	Screw, Cap - Hex Head (7/16-14 x 2")
7	520-0126	1	Stud (3/8 x 3-7/8")
8	104-0091	1	Nut, Hex (Special)
9	800-0053	1	Screw, Cap - Hex Head (3/8-16 x 1-3/4")
10	800-0054	2	Screw, Cap - Hex Head (3/8-16 x 2")
11	850-0050	4	Washer, Lock - Spring (3/8")

\* - For components, check Clutch nameplate and contact your nearest Rockford Clutch Dealer.

## OPTION 13 CONTROL (ENGINE)



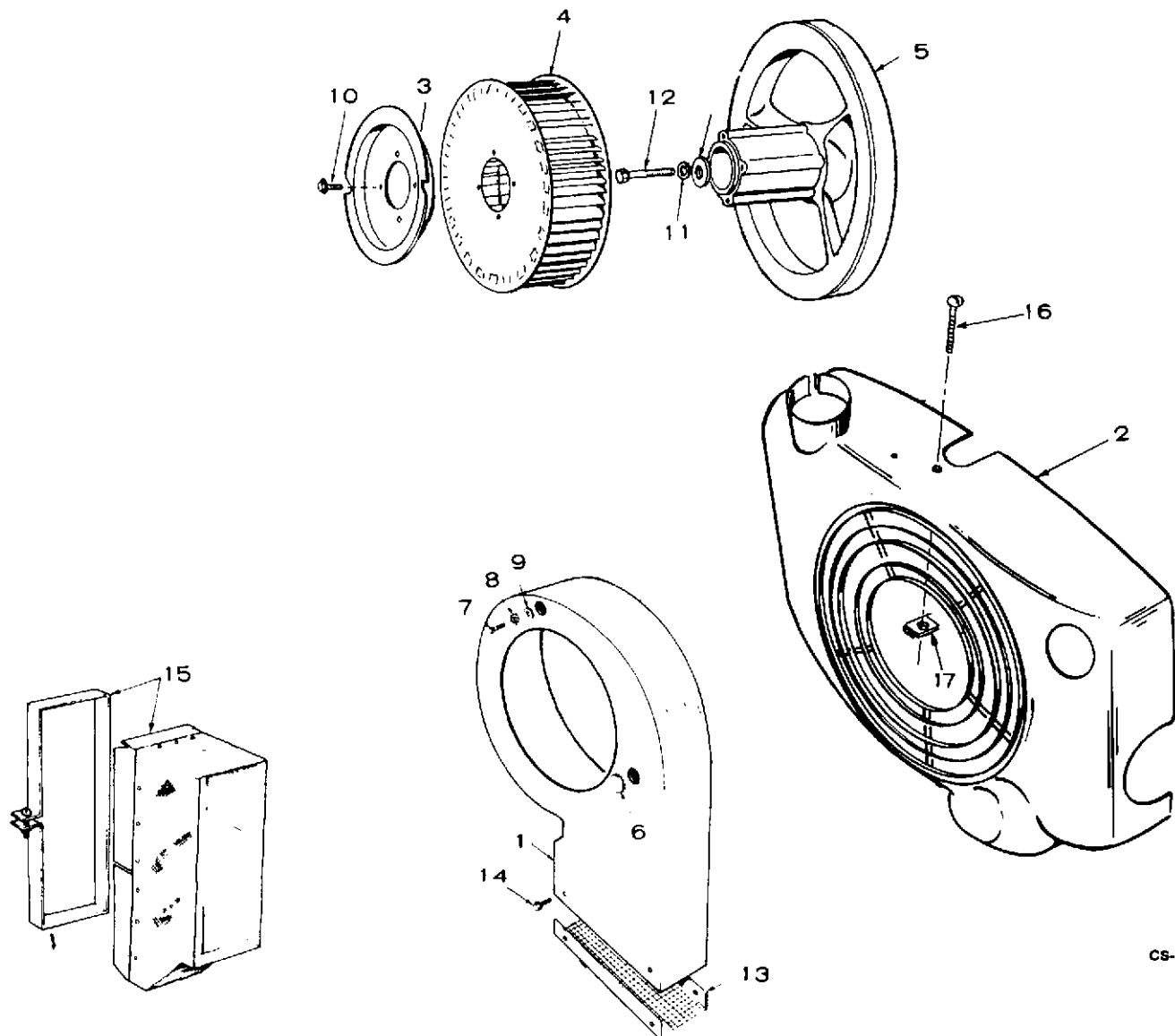
REF. NO.	PART NO.	QTY. USED	PART DESCRIPTION
1	152-0170	1	Lever, Throttle Control
2	800-0005	1	Screw, Cap - Hex Head (1/4-20 x 3/4")
3	526-0015	2	Washer, Flat (9/32" ID x 9/16" OD x 1/16" Thk)
4	152-0041	1	Washer, Tension
5	870-0065	1	Nut, Hex Self Locking (1/4-20)
6	150-0621	1	Nut, Special - Speed Adjusting Stud
8	815-0199	2	Screw, Machine - Fillister Head (#10-32 x 5/16")
9	870-0131	2	Nut, Hex with ET Lock Washer (10-32)
10	800-0002	2	Screw, Cap - Hex Head (1/4-20 x 3/8")
11	850-0040	2	Washer, Lock - Spring (1/4")
12	501-0004	1	Line, Oil
13	502-0055	1	Elbow, Pipe

14	502-0002	1	Elbow, Inverted Male
15	193-0005	1	Gauge, Oil Pressure
16	302-1361	1	Ammeter (20-0-20) (Includes Parts Marked *)
17	334-0028	1	Lead (4 foot pieces of wire)
18	517-0009	1	Plug, Dot Button
19	308-0029	1	Switch, Start
20	308-0232	1	Switch, Stop
21	153-0328	1	Cable, Choke
22	301-2780	1	Bracket, Engine Control
23	150-1000	1	Extension, Governor Arm
24	815-0181	1	Screw, Cap - Hex Head W/ET (#10-32 x 1/2")
25	502-0020	1	Elbow, Pipe - Street Brass, 90° (1/8 NPT)
—	302-0270	1	*Hardware Mounting Package.

\* - Parts Included in 302-1361 Ammeter.

927-0404 (APRIL 1981)

# **OPTION 14** **AIR HOUSING - VACU-FLO COOLING (AND FLYWHEEL)**



CS-1073

REF. NO.	PART NO.	QTY. USED	PART DESCRIPTION
1	SCROLL, AIR DISCHARGE (Includes Parts Marked †)		
	134-3103	1	Mounted in 6 o'clock position
	134-3070	1	Mounted in 9 o'clock position
	134-3041	1	Mounted in 3 o'clock or 12 o'clock position
2	HOUSING, BLOWER		
	134-2828	1	Begin Spec J
	134-2138	1	Spec G and H
3	192-0272	1	Sheave, Rope
4	134-0565	1	Wheel, Blower
5	FLYWHEEL		
	104-0302	1	Standard
	104-0491	1	Engine with Optional Spark Advance
6	517-0021	2	Plug, Dot Button
7	800-0002	4	Screw, Cap - Hex Head (1/4-20 x 3/8")
8	853-0013	4	Washer, Lock - ET (1/4")
9	526-0015	4	Washer, Flat (9/32" ID x 9/16" OD x 1/16" Thk)

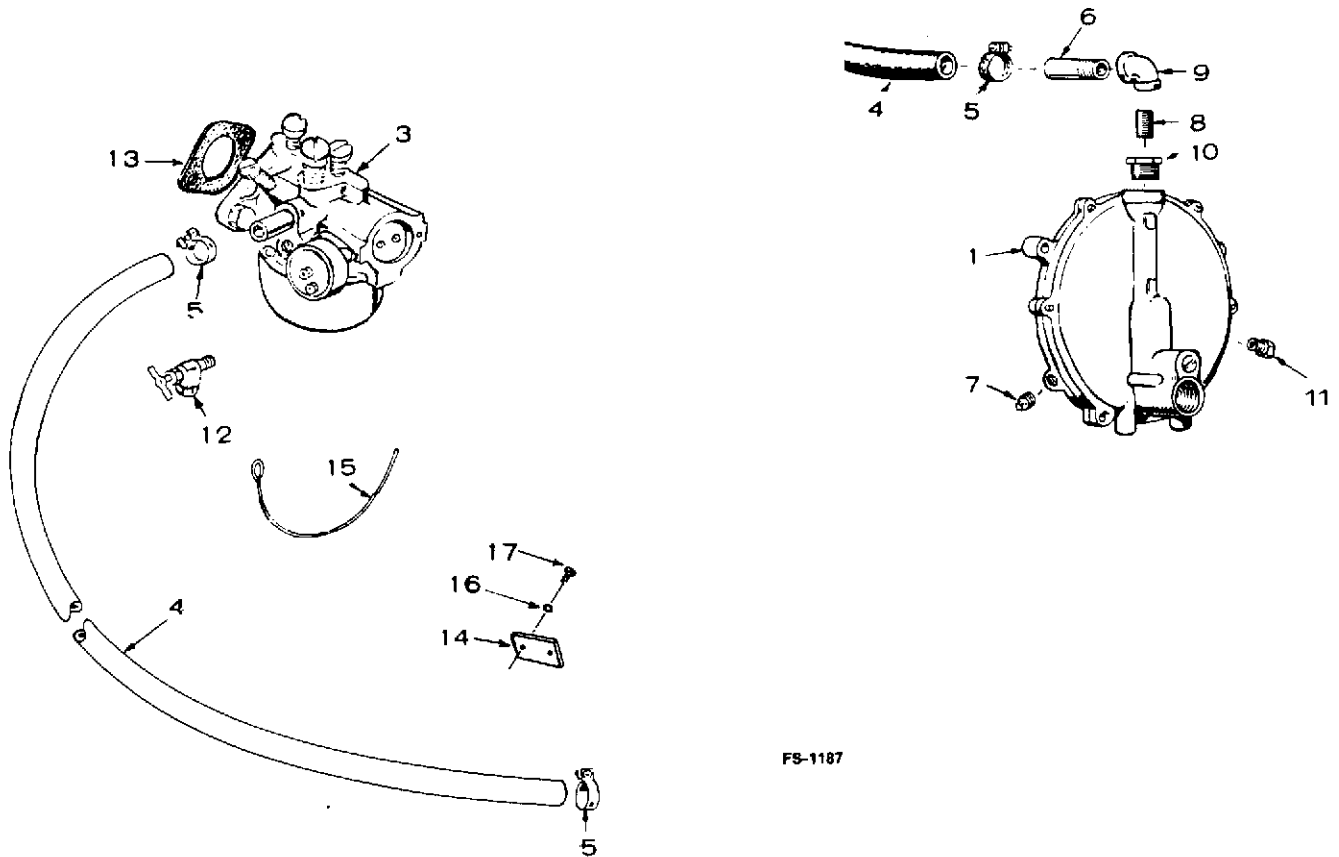
REF. NO.	PART NO.	QTY. USED	PART DESCRIPTION
10	800-0010	4	Screw, Cap - Hex Head (1/4-20 x 1-3/4")
11	850-0040	4	Washer, Lock - Spring (1/4")
12	104-0170	1	Screw, Cap - Hex Head (Special) - Flywheel Mounting
13	134-2956	1	†Guard, Scroll Outlet
14	815-0421	4	†Screw, Machine - Hex Head (#10-16 x 1/2")
15	405-1059	1	Anti-Vibration Package
16	812-0099	1	Screw, Round Head - Machine - Coil Mounting - Begin Spec J (10-24 x 7/16")
17	870-0177	1	Nut, Speed - Coil Mounting - Begin Spec J (#10)

\* - Vacu-flo units with oil filter also see Oil Filter Group - Option 8.  
† - Parts included in Air Discharge Scroll Assembly.

927-0404 (APRIL 1981)

**C10**

# **OPTION 15** **FUEL SYSTEM (GASEOUS FUEL)**



REF. NO.	PART NO.	QTY. USED	PART DESCRIPTION
	148-0390	1	Repair Kit, Gas Regulator
1	148-0311	1	Regulator, Gas (Garretson Manufacturer).
3	*CARBURETOR, GAS-GASOLINE (Includes Mounting Gasket) (Includes Parts Marked †)		
	143-0338	1	Spec G Only (Manual Choke)
	141-0887	1	Begin Spec H (Manual Choke)
	143-0339	1	Spec G Only (Electric Choke)
	141-0888	1	Begin Spec H (Electric Choke)
3	*CARBURETOR, GAS (Includes Mounting Gasket) (Includes Parts Marked †)		
	141-0840	1	Spec G Only
	141-0892	1	Begin Spec H
4	503-0315	1	Hose, Regulator to Carburetor (1/2" ID x 2 FT)
5	503-0032	2	Clamp, Hose
6	505-0302	1	Nipple (1/4 x 1-1/2"), Half
7	505-0057	1	Plug (1/8") - Regulator

REF. NO.	PART NO.	QTY. USED	PART DESCRIPTION
8	505-0099	1	Nipple (1/4 x 7/8") - Regulator Outlet
9	505-0038	1	Elbow (1/4") - Regulator Outlet
10	505-0017	1	Bushing (3/8 x 1/4") Regulator Outlet
11	148-0107	1	Vent, Regulator
12	504-0007	1	Valve, Shut-Off - Fuel Pump Inlet
13	141-0281	1	†Gasket, Carburetor Mounting
14	149-0136	1	Plate, Fuel Pump Hole Crankcase (Gas Fuel Sets)
15	143-0231	1	Wire, Choke Stop (Gas-Gasoline Units)
16	526-0063	2	Washer, Flat, Copper (17/64" ID x 7/16 OD x 1/32" Thk)
17	806-0009	2	Screw, Cap - Counterbore (1/4-20 x 1.1")

\* - See Separate Group for Components and Gasket Kit.

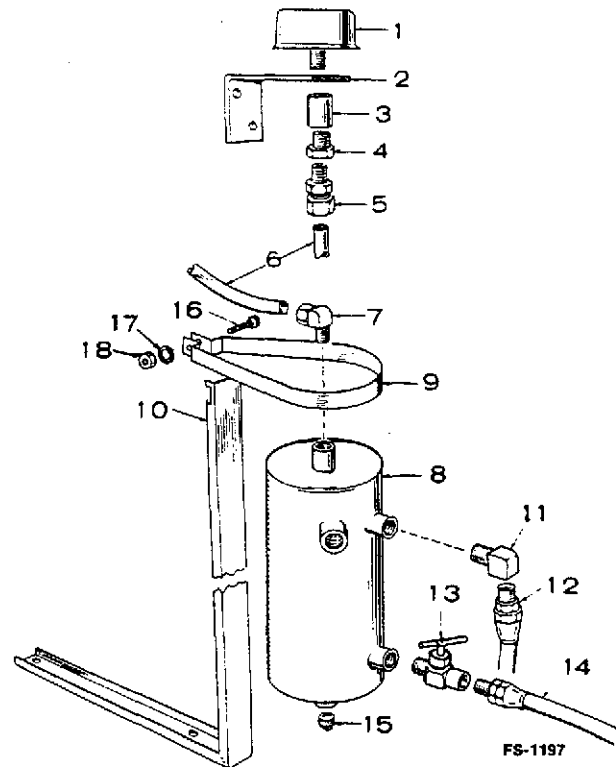
† - Parts Included in 141-0840/141-0887/141-0888/141-0892 Carburetor Kit.

927-0404 (APRIL 1981)

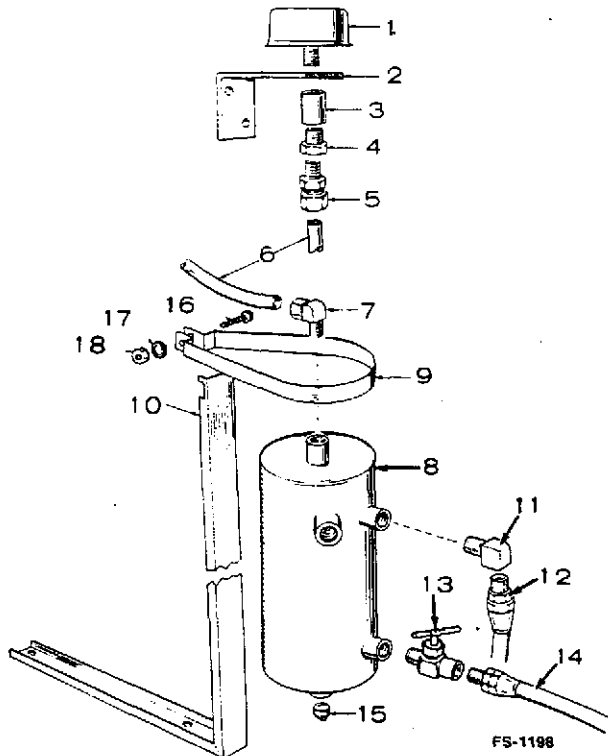
**C11**

## OPTION 16 RESERVOIR (DAY) TANK (ONE QUART)

REF. NO.	PART NO.	QTY. USED	PART DESCRIPTION
	159-0591	1	Kit, Tank (Includes all parts in this group)
1	159-0041	1	Cap, Vent
2	415-0055	1	Bracket, Vent Cap
3	505-0028	1	Coupling, Pipe
4	505-0016	1	Bushing, Reducer (3/8 to 1/8")
5	502-0116	1	Connector, Compression
6	159-0345	1	Tubing, Copper (5/16 x 12")
7	502-0024	1	Elbow, Compression (90°)
8	159-0294	1	Tank, Reservoir
9	159-0556	1	Band, Reservoir Tank
10	159-0612	1	Bracket, Reservoir Tank Mounting
11	502-0020	1	Elbow, Street (90°)
12	501-0005	1	Line, Fuel - to Fuel Pump (18")
13	504-0086	1	Valve, Shut-off
14	501-0007	1	Line, Fuel - to Carburetor (24")
15	505-0057	1	Plug, Tank Drain
16	812-0156	1	Screw, Machine - Round Head (1/4-20 x 1-1/2")
17	850-0040	1	Washer, Lock - Spring (1/4")
18	862-0001	1	Nut, Hex (1/4-20)

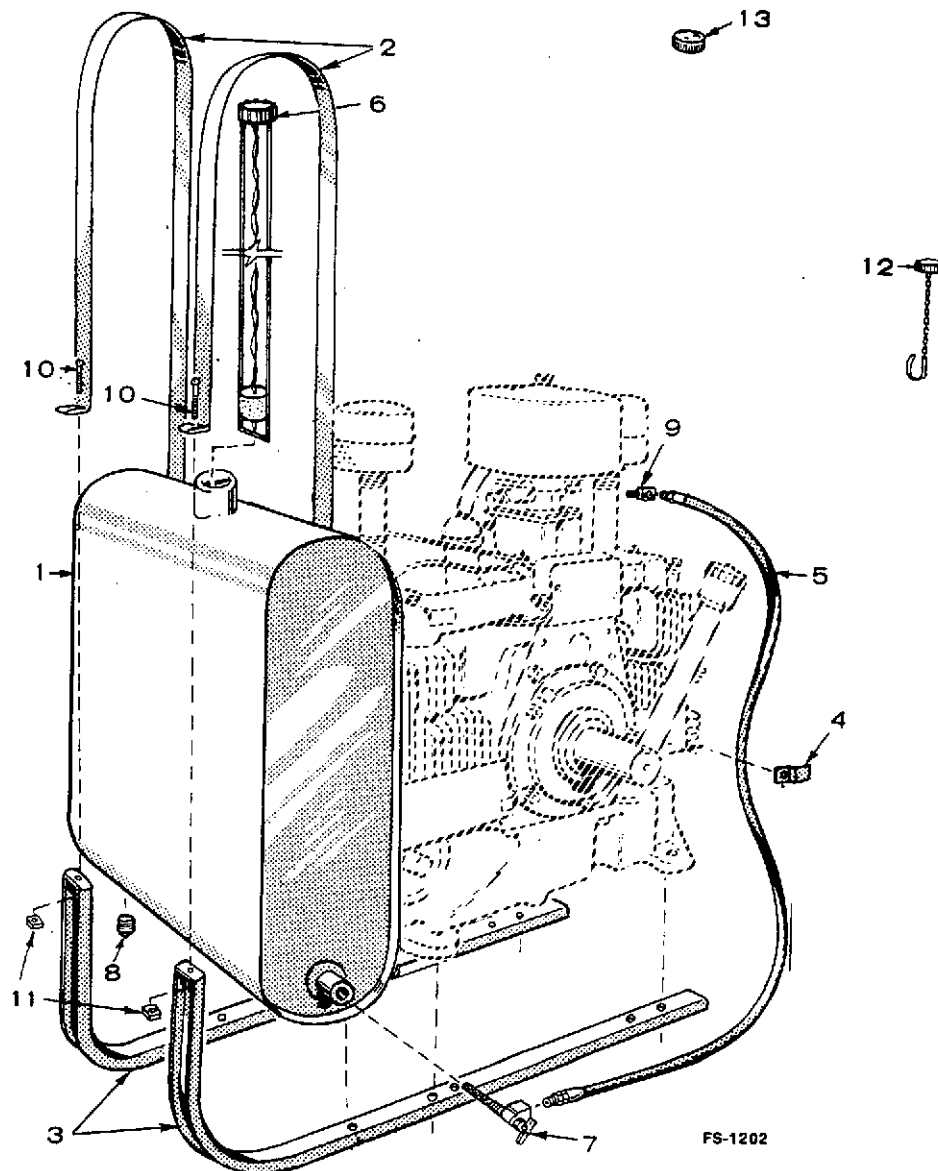


## OPTION 17 RESERVOIR (DAY) TANK (TWO QUART)



REF. NO.	PART NO.	QTY. USED	PART DESCRIPTION
	159-0942	1	Kit, Tank (Includes all parts in this group)
1	159-0041	1	Cap, Vent
2	415-0055	1	Bracket, Vent Cap
3	505-0028	1	Coupling, Pipe
4	505-0016	1	Bushing, Reducer (3/8 to 1/8")
5	502-0116	1	Connector, Compression
6	159-0345	1	Tubing, Copper (5/16 x 12")
7	502-0024	1	Elbow, Compression (90°)
8	159-0746	1	Tank, Reservoir
9	159-0936	1	Band, Reservoir Tank
10	159-0612	1	Bracket, Reservoir Tank Mounting
11	502-0020	1	Elbow, Street (90°)
12	501-0005	1	Line, Fuel - to Fuel Pump (18")
13	504-0086	1	Valve, Shut-off
14	501-0007	1	Line, Fuel - to Carburetor (24")
15	505-0057	1	Plug, Tank Drain
16	812-0156	1	Screw, Machine - Round Head (1/4-20 x 1-1/2")
17	850-0040	1	Washer, Lock - Spring (1/4")
18	862-0001	1	Nut, Hex (1/4-20)

# OPTION 18 FUEL TANK (SIDE MOUNTED)



REF. NO.	PART NO.	QTY. USED	PART DESCRIPTION
	159-0984	1	Kit, Fuel Tank with Gauge (Includes Parts Marked *)
	159-0597	1	Kit, Fuel Tank Without Gauge (Includes Parts Marked †)
1	159-0981	1	†*Tank, Fuel (Less Cap)
2	159-0596	2	†*Strap, Fuel Tank
3	159-0595	2	†*Bracket, Fuel Tank
4	134-0599	1	†*Clip, Fuel Line
5	501-0008	1	†*Line, Fuel
6	193-0207	1	*Cap and Gauge, Fuel Tank (For 2-5/16" Filler Neck) - Late Models

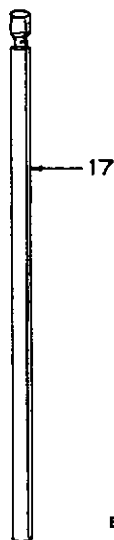
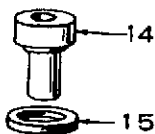
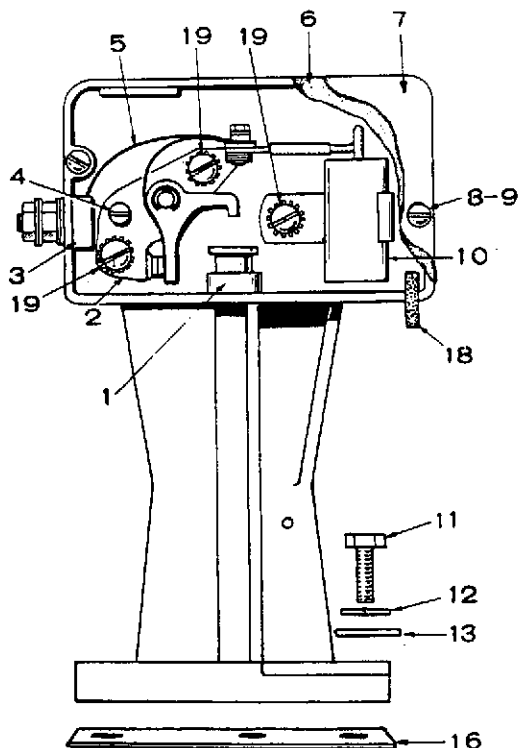
REF. NO.	PART NO.	QTY. USED	PART DESCRIPTION
7	504-0013	1	†*Valvo, Shut-off
8	505-0057	1	†*Plug, Tank Drain
9	502-0020	1	†*Elbow, Carburetor Inlet
10	813-0108	2	†*Screw, Machine - Round Head (#10-32 x 1-1/2")
11	870-0053	2	†*Nut, Hex (#10-32)
12	159-0020	1	†Cap, Fuel Tank (For 2-5/16" Filler Neck) - Late Models
13	159-0007	1	Cap, Fuel Tank (For 1-3/4" Filler Neck) - Early Models

† - Parts Included in 159-0597 Fuel Tank Kit.  
\* - Parts Included in 159-0984 Fuel Tank Kit

927-0404 (APRIL 1981)

C13

# **OPTION 19** **BREAKER BOX (HIGH PROFILE)**



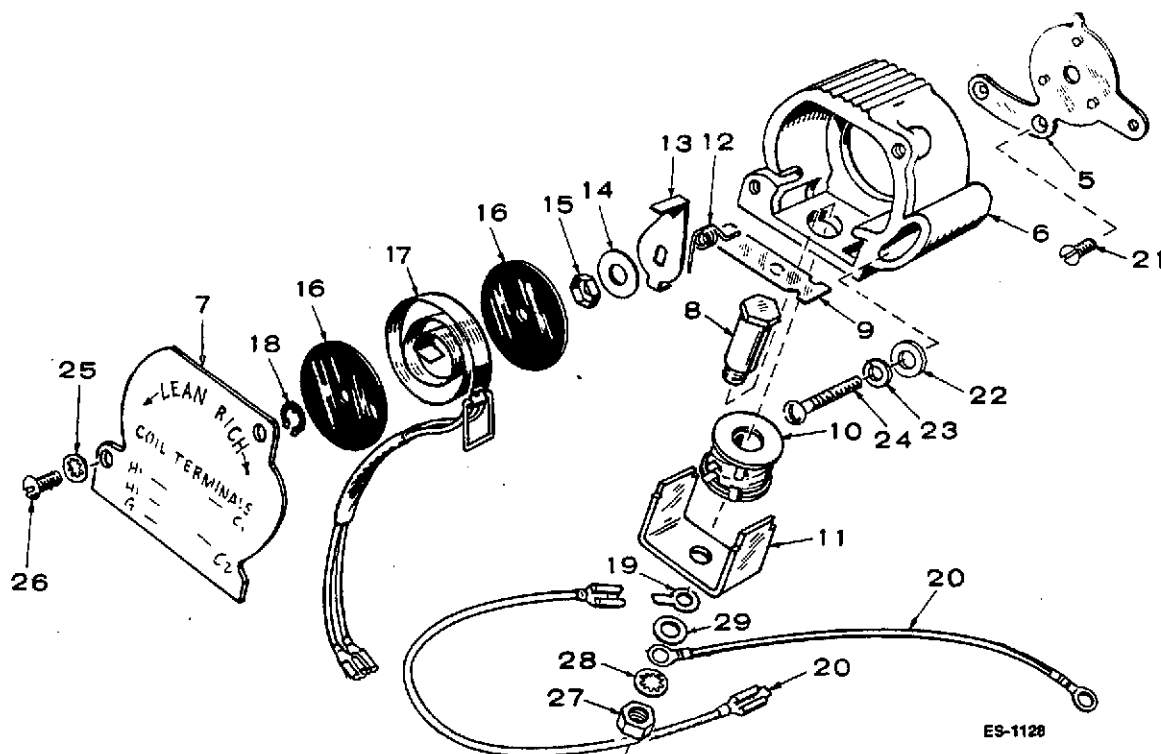
ES-1124

REF. NO.	PART NO.	QTY. USED	PART DESCRIPTION
	160-1135	1	Box Assembly, (Includes Parts Marked *)
1	160-0931	1	*Guide, Plunger
2	160-0002	1	*Point Set
3	160-0349	1	*Terminal and Block Assembly
4	160-0075	1	*Cam, Point Adjusting
5	160-0428	1	*Strap, Point Set to Terminal
6	160-0150	1	*Gasket, Cover
7	160-0930	1	*Cover, Breaker Box
8	850-0025	2	*Washer, Lock - Spring (#8)
9	812-0077	2	*Screw, Machine - Round Head (#8-32 x 3/8")
10	312-0069	1	*Condenser (.3 Mfd)
11	802-0035	2	*Screw, Socket Head (1/4-20 x 7/8")
12	850-0040	2	*Washer, Lock - Spring (1/4")
13	526-0214	2	Washer, Flat (17/64 ID x 1/2 OD x 1/16 Thk)
14	BUSHING, GUIDE		
	160-1041	1	*Begin Spec J
	160-0929	1	Spec A through H
15	160-1040	1	*Gasket, Mounting - Begin Spec J
16	160-0043	1	Gasket, Spec A through H
17	160-0723	1	*Plunger, Breaker
18	160-0261	1	*Wick
19	815-0285	3	*Screw, Machine - Round Head W/ET Washer (#8-32 x 5/16")

\* - Parts Included in 160-1135 Breaker Box Assembly.

927-0404 (APRIL 1981)

# OPTION 20 THERMO MAGNETIC CHOKE



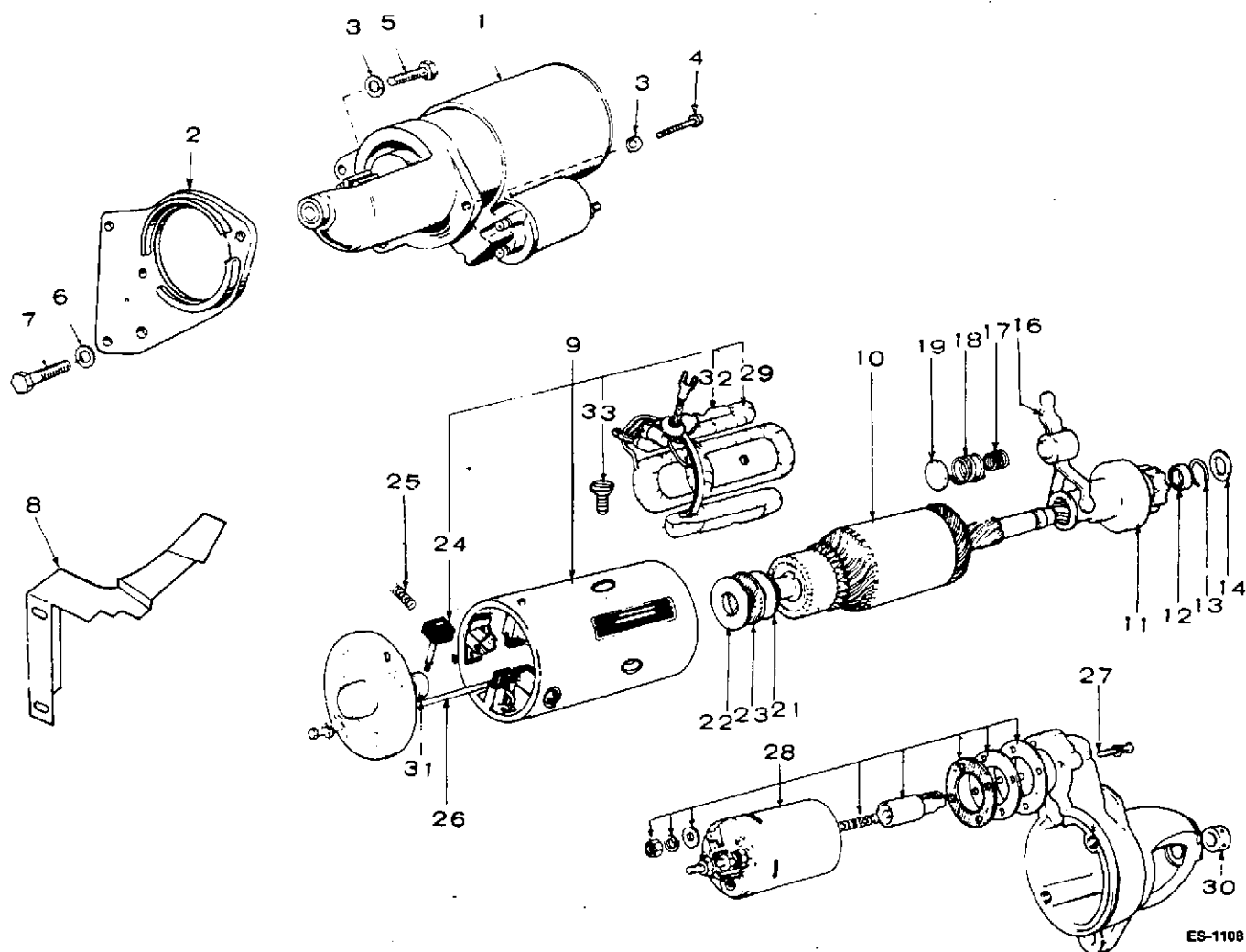
REF. NO.	PART NO.	QTY. USED	PART DESCRIPTION
	153-0429	1	Replacement Kit (Includes Complete Choke - less leads)
5	153-0385	1	Plate, Mounting
6	153-0386	1	Body
7	153-0389	1	Cover
8	153-0391	1	Core, Solenoid
9	153-0395	1	Armature
10	307-1203	1	Coil, Solenoid Assembly
11	153-0392	1	Frame, Solenoid
12	153-0387	1	Spring
13	153-0390	1	Lever, Thermostat
14	526-0018	1	Washer
15	870-0134	1	Pin nut (1/4-20)
16	153-0399	2	Insulator
17	153-0400	1	Heater Assembly

REF. NO.	PART NO.	QTY. USED	PART DESCRIPTION
18	518-0129	1	Ring, Retainer
19	332-0876	1	Terminal Ground
20	LEAD, CHOKE		
	336-1550	1	Choke to Ground
	336-1549	1	Choke Solenoid Ground
21	815-0161	2	Screw (10-32 x 3/8")
22	526-0008	1	Washer, Flat
23	850-0030	1	Washer (#10), Lock
24	813-0107	1	Screw (10-32 x 1-1/4")
25	854-0007	2	Washer (#8), Lock
26	812-0076	2	Screw (8-32 x 5/16")
27	862-0015	1	Nut, Hex (5/16-18)
28	854-0017	1	Washer, (5/16), Lock
29	526-0022	1	Washer, Flat

927-0404 (APRIL 1981)

D1

# **OPTION 21** **STARTER (SOLENOID SHIFT) KEY 2**



ES-1108

REF. NO.	PART NO.	QTY. USED	PART DESCRIPTION
1	191-0790	1	Motor, Starter (Includes Parts Marked *)
2	191-0508	1	Flange, Starter Motor
3	850-0050	2	Washer, Lock - Spring (3/8")
4	800-0049	1	Screw, Cap - Hex Head (3/8-16 x 7/8")
5	800-0050	1	Screw, Cap - Hex Head (3/8-16 x 1")
6	850-0050	2	Washer, Lock - Spring (3/8")
7	102-0455	2	Screw, Cap - Hex Head (Special)
8	134-2131	1	Baffle, Air
9	191-0806	1	*Yoke Assembly (Frame) - (Includes Parts Marked Δ)
10	191-0743	1	*Armature
11	191-0744	1	*Clutch
12	191-0745	1	*Stop, Pinion
13	191-0746	1	*Ring
14	191-0747	1	*Washer, Plain

REF. NO.	PART NO.	QTY. USED	PART DESCRIPTION
16	191-0749	1	*Lever Assembly
17	191-0750	1	*Spring, Lever
18	191-0751	1	*Spring, Lever
19	191-0752	1	*Holder, Spring
21	191-0754	1	*Washer, Plain
22	191-0755	1	*Washer, Plain
23	191-0756	1	*Washer, Insulation
24	191-0757	4	*Δ Brush
25	191-0758	4	*Spring, Brush
26	191-0759	2	*Bolt, Through
27	191-0760	3	*Screw, Machine
28	191-0761	1	*Switch Assembly, Solenoid
29	191-0762	1	*Δ Coil Assembly, Field
30	191-0763	1	*Bearing, Front
31	191-0764	1	*Bearing, Rear
32	191-0765	4	*Δ Pole Shoe
33	191-0766	4	*Δ Screw

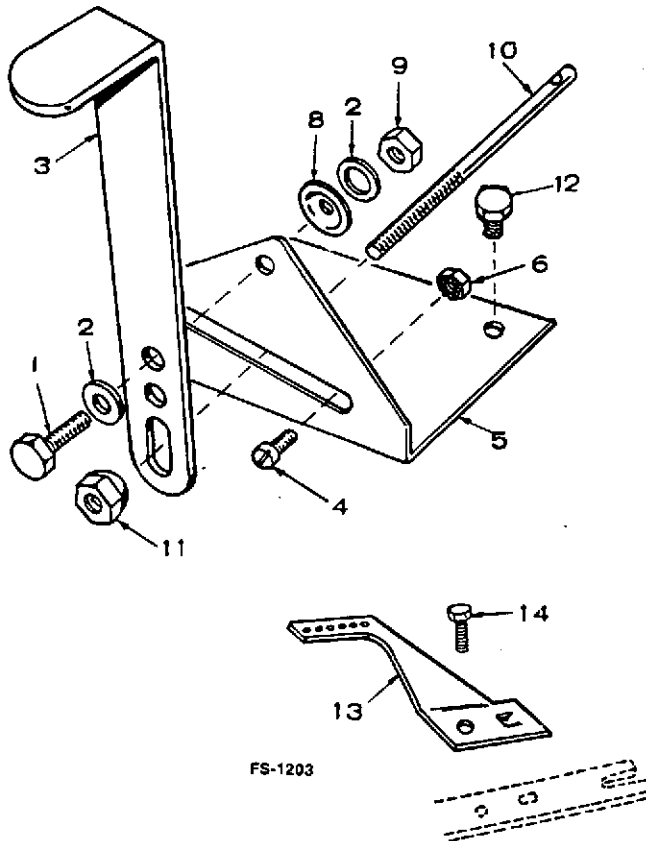
\* - Parts Included in 191-0790 Starter Motor.

Δ - Parts Included in 191-0806 Yoke Assembly.

927-0404 (APRIL 1981)

**D2**

## OPTION 22 GOVERNOR CONTROL (VARIABLE SPEED)



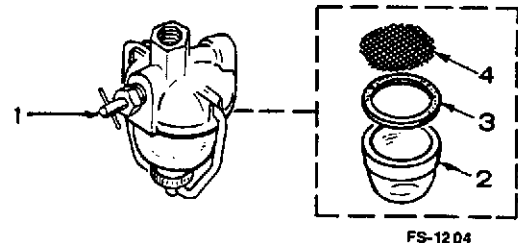
REF. NO.	PART NO.	QTY. USED	PART DESCRIPTION
	152-0085	1	Bracket and Control Arm Assembly Variable Speed - Complete (Includes Parts Marked *)
1	800-0005	1	*Screw, Cap - Hex Head (1/4-20 x 3/4")
2	526-0015	2	*Washer, Flat (9/32" ID x 9/16" OD x 1/16" Thk)
3	152-0083	1	*Lever, Control
4	815-0199	2	*Screw, Machine - Fillister Head (#10-32 c 5/16")
5	152-0086	1	*Bracket, Mounting
6	870-0131	2	*Nut, Hex with ET Lock Washer (#10-32)
8	152-0041	1	*Washer, Tension
9	870-0065	1	*Nut, Hex - Self Locking (1/4-20)
10	152-0090	1	Stud, Speed Adjusting
11	150-0621	1	Nut, Special - Speed Adjusting Stud
12	821-0008	2	Screw, Cap - Hex Head Locking (1/4-20 x 5/16")
13	150-1000	1	Extension, Governor Arm
14	815-0181	1	Screw, Cap - Hex Head with ET Lock Washer (#10-32 x 1/2")

\* - Parts Included in 152-0085 Bracket and Arm Assembly.

## OPTION 23 FUEL FILTER

REF. NO.	PART NO.	QTY. USED	PART DESCRIPTION
1	149-0079	1	Bowl Assembly, Sediment - Complete (Includes Parts Marked *)
2	149-0150	1	*Bowl Only
3	149-0149	1	*Gasket, Bowl Mounting
4	149-0202	1	*Screen

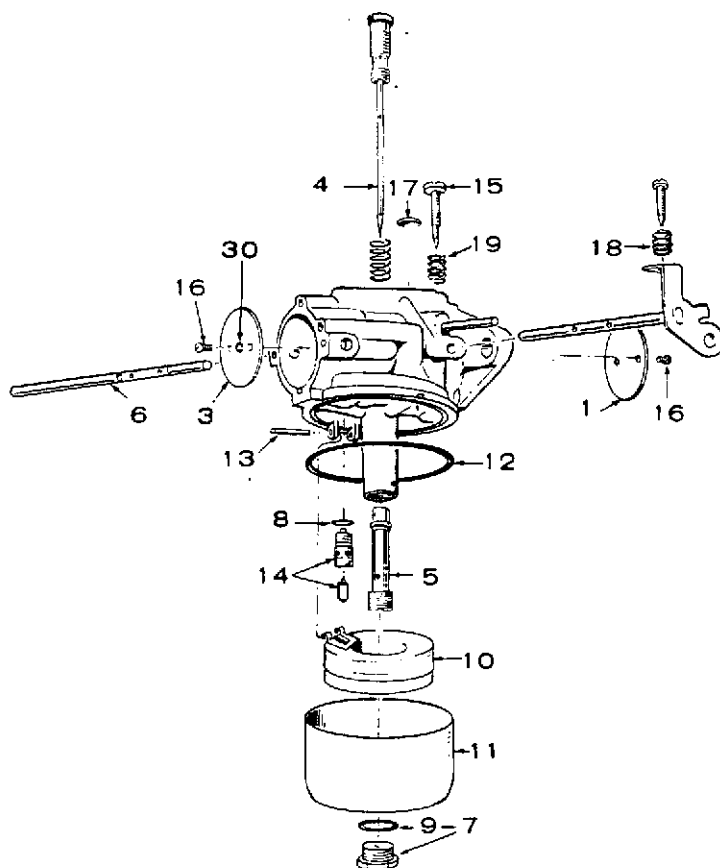
\* - Parts Included In 149-0079 Sediment Bowl Assembly.



FS-1204

# **OPTION 24** **CARBURETOR PARTS (GASOLINE, ELECTRIC CHOKE) SPEC G ONLY)**

REF. NO.	PART NO.	QTY. USED	PART DESCRIPTION
	141-0792	1	Carburetor, Gasoline - Electric Choke (Includes Mounting Gasket)
	143-0332	1	Kit, Carburetor Repair (Includes Parts Marked **)
	143-0201	1	**Kit, Carburetor Gasket (Includes Parts Marked *)
	141-0281	1	*Gasket, Carburetor Flange
1	143-0202	1	Valve, Throttle
3	143-0204	1	Valve, Choke - Electric Choke
4	143-0330	1	**Needle, Idle Jet and High Speed Adjusting
5	143-0329	1	**Nozzle
6	143-0315	1	Shaft, Choke - Electric Choke
7	143-0208	1	Screw and Gasket, Bowl
8	143-0015	1	*Gasket, Fuel Inlet Valve
9	143-0209	1	*Gasket, Bowl Screw
10	143-0105	1	Float and Lever
11	143-0210	1	Bowl
12	143-0077	1	*Gasket, Bowl Ring
13	141-0703	1	**Pin, Float Lever
14	143-0341	1	**Valve, Fuel Inlet
15	143-0213	1	Screw, Idle Adjusting
16	812-0014	4	**Screw (#3-48 x 3/16) - Choke and Throttle Valve
17	143-0110	1	Plug Expansion
18	143-0214	1	Spring, Throttle Adjusting Screw
19	143-0112	1	Spring, Idle Adjusting Screw
29	143-0342	1	Diaphragm - Electric Choke
30	854-0003	4	**Washer, Lock (It #3)



FS-1188

- \* - Parts Included in 143-0201 Carburetor Gasket Kit.
- \*\* - Parts Included in 143-0332 Carburetor Repair Kit.

**D4**

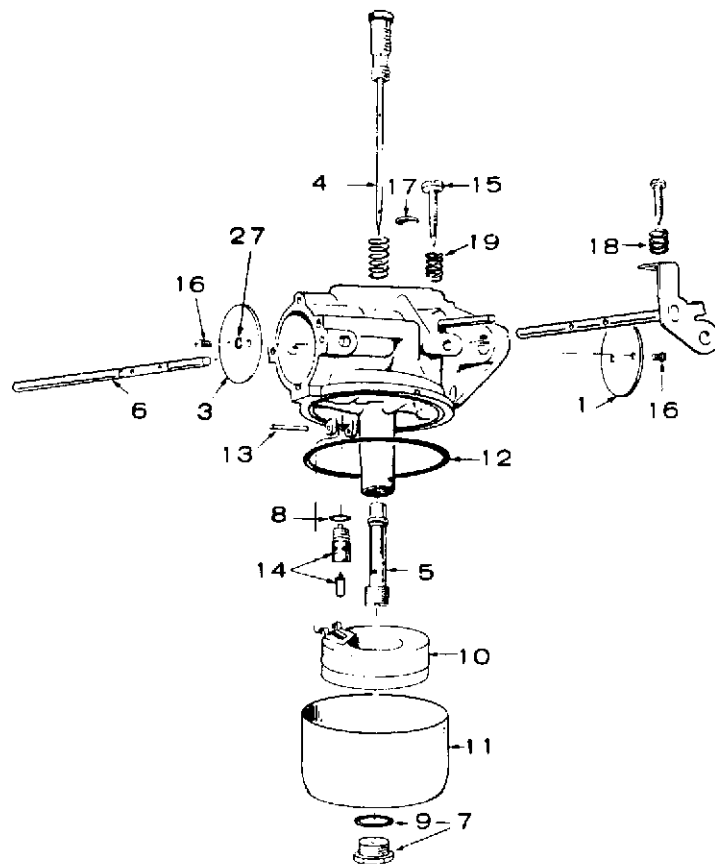
927-0404 (APRIL 1981)

# **OPTION 25** **CARBURETOR PARTS (GAS-GASOLINE, MANUAL CHOKE) SPEC G ONLY**

REF. NO.	PART NO.	QTY. USED	PART DESCRIPTION
	143-0338	1	Carburetor, Gas-Gasoline Manual Choke (Includes Mounting Gasket)
	143-0332	1	Kit, Carburetor Repair (Includes Parts Marked **)
	143-0201	1	**Kit, Carburetor Gasket (Includes Parts Marked *)
	141-0281	1	*Gasket, Carburetor Flange
1	143-0202	1	Valve, Throttle
3	143-0220	1	Valve, Choke - Manual Choke
4	143-0330	1	**Needle, Idle Jet and High Speed Adjusting
5	143-0329	1	**Nozzle
6	143-0221	1	Shaft and Lever, Choke - Manual Choke
7	143-0208	1	Screw and Gasket, Bowl
8	143-0015	1	*Gasket, Fuel Inlet Valve
9	143-0209	1	*Gasket, Bowl Screw
10	143-0105	1	Float and Lever
11	143-0210	1	Bowl
12	143-0077	1	*Gasket, Bowl Ring
13	141-0703	1	**Pin, Float Lever
14	143-0341	1	**Valve, Fuel Inlet
15	143-0213	2	Screw, Idle Adjusting
16	812-0014	4	**Screw (#3-48 x 3/16") - choke and Throttle Valve
17	143-0110	1	Plug, Expansion
18	143-0214	1	Spring, Throttle Adjusting Screw
19	143-0112	2	Spring, Idle Adjusting Screw
24	145-0308	1	Tube, Gas Inlet - Gas-Gasoline Only
27	854-0003	4	**Washer, Lock (It #3)

\* - Parts Included in 143-0201 Carburetor Gasket Kit.

\*\* - Parts Included in 143-0332 Carburetor Repair Kit.



FS-1189

**D5**


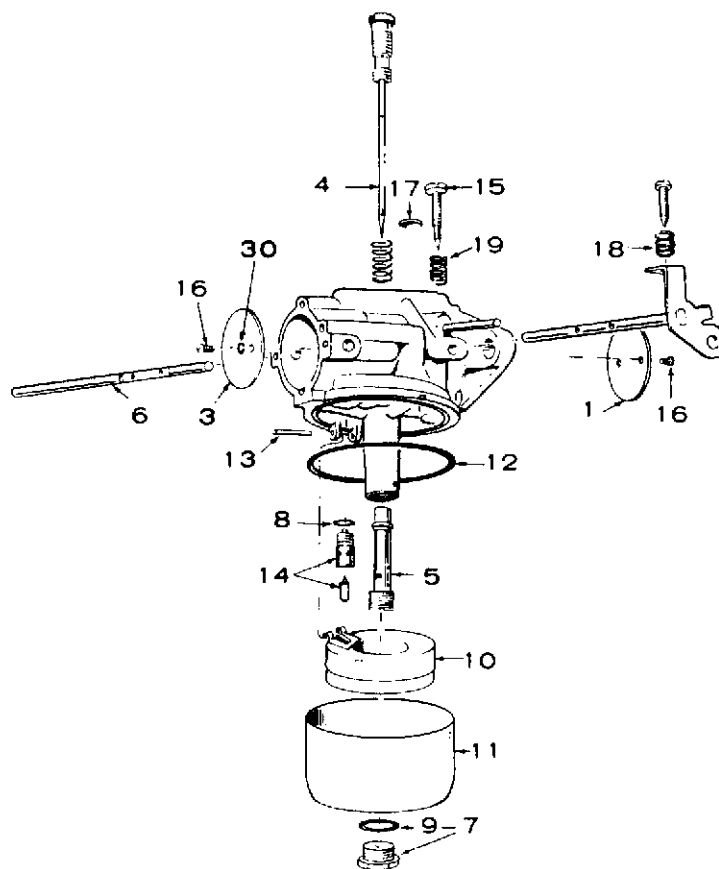
927-0404 (APRIL 1981)

# **OPTION 26** **CARBURETOR PARTS (GAS-GASOLINE, ELECTRIC CHOKE) SPEC G ONLY**

REF. NO.	PART NO.	QTY. USED	PART DESCRIPTION
	143-0339	1	Carburetor, Gas-Gasoline Electric Choke (Includes Mounting Gasket)
	143-0332	1	Kit, Carburetor Repair (Includes Parts Marked **)
	143-0201	1	**Kit, Carburetor Gasket (Includes Parts Marked *)
	141-0281	1	*Gasket, Carburetor Flange
1	143-0202	1	Valve, Throttle
3	143-0204	1	Valve, Choke - Electric Choke
4	143-0330	1	**Needle, Idle Jet and High Speed Adjusting
5	143-0329	1	**Nozzle
6	143-0315	1	Shaft, Choke - Electric Choke
7	143-0208	1	Screw and Gasket, Bowl
8	143-0015	1	*Gasket, Fuel Inlet Valve
9	143-0209	1	*Gasket, Bowl Screw
10	143-0105	1	Float and Lever
11	143-0210	1	Bowl
12	143-0077	1	*Gasket, Bowl Ring
13	141-0703	1	**Pin, Float Lever
14	143-0341	1	**Valve, Fuel Inlet
15	143-0213	2	Screw, Idle Adjusting
16	812-0014	4	**Screw (#3-48 x 3/16") - choke and Throttle Valve
17	143-0110	1	Plug, Expansion
18	143-0214	1	Spring, Throttle Adjusting Screw
19	143-0112	2	Spring, Idle Adjusting Screw
24	145-0308	1	Tube, Gas Inlet
29	143-0342	1	Diaphragm - Electric Choke
30	854-0003	4	*Washer, Lock (It #3)

\* - Parts Included in 143-0201 Carburetor Gasket Kit.

\*\* - Parts Included in 143-0332 Carburetor Repair Kit.



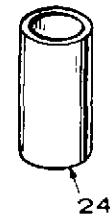
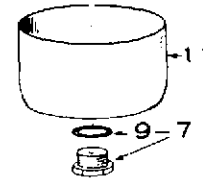
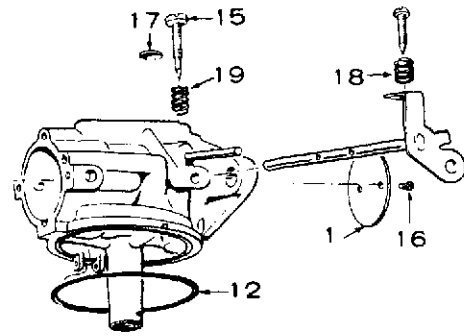
FS-1190

# **OPTION 27** **CARBURETOR PARTS (GAS) SPEC G ONLY**

REF. NO.	PART NO.	QTY. USED	PART DESCRIPTION
	141-0840	1	Carburetor, Gas (Includes Mounting Gasket)
	143-0332	1	Kit, Carburetor Repair (Includes Parts Marked **)
	143-0201	1	**Kit, Carburetor Gasket (Includes Parts Marked *)
	141-0281	1	*Gasket, Carburetor Flange
1	143-0202	1	Valve, Throttle
7	143-0208	1	Screw and Gasket, Bowl
9	143-0209	1	*Gasket, Bowl Screw
11	143-0210	1	Bowl
12	143-0077	1	*Gasket, Bowl Ring
15	143-0213	1	Screw, Idle Adjusting
16	812-0014	4	**Screw (#3-48 x 3/16") - Choke and Throttle Valve
17	143-0110	1	Plug, Expansion
18	143-0214	1	Spring, Throttle Adjusting Screw
19	143-0112	1	Spring, Idle Adjusting Screw
24	145-0308	1	Tube, Gas Inlet
28	505-0008	1	Plug (1/8")

\* - Parts Included in 143-0201 Carburetor Gasket Kit.

\*\* - Parts Included in 143-0332 Carburetor Repair Kit.



FS-1191

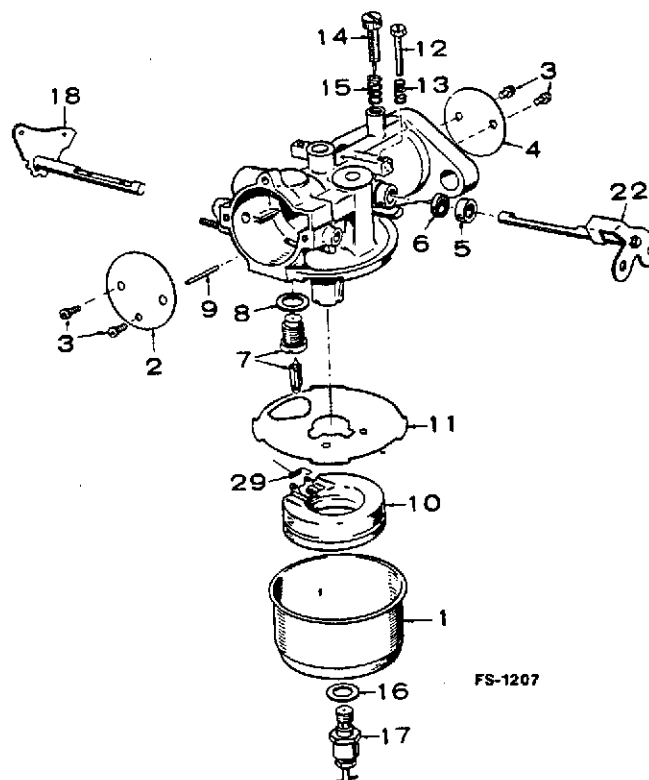
927-0404 (APRIL 1981)

**D7**

# **OPTION 28** **CARBURETOR PARTS (GASOLINE, ELECTRIC CHOKE) BEGIN SPEC H**

REF. NO.	PART NO.	QTY. USED	PART DESCRIPTION
	141-0879	1	Carburetor, Gasoline - Electric Choke (Includes Mounting Gasket)
	141-0797	1	Kit, Carburetor Repair (Includes Parts Marked *)
	141-0748	1	*Kit, Carburetor Gasket (Includes Parts Marked £)
	141-0281	1	£*Gasket, Carburetor Flange
1	141-0708	1	Bowl, Fuel
2	141-0741	1	Plate, Choke
3	141-0698	4	Screw & Washer, Choke and Throttle Plate Mounting
4	141-0706	1	Plate, Throttle
5	141-0705	1	*Retainer, Seal
6	141-0661	1	£*Seal, Rubber
7	141-0830	1	*Valve Seat Assembly, Fuel
8	141-0811	1	£Washer, Fuel Valve Seat
9	141-0703	1	*Shaft, Float
10	141-0702	1	Float Assembly
11	141-0701	1	£*Gasket, Bowl to Body
12	141-0700	1	Screw, Throttle Stop
13	141-0711	1	Spring, Throttle Stop
14	141-0713	1	Needle, Idle Adjusting
15	141-0710	1	Spring, Idle Needle
16	141-0077	1	£*Washer, Main Jet Assembly
17	141-0712	1	Jet Assembly, Main (Adjustable)
18	141-0679	1	Shaft, Choke
22	141-0709	1	Shaft and Lever Throttle
29	141-0799	1	*Spring, Float

\* - Parts Included in 141-0797 Carburetor Repair Kit.  
£ - Parts Included in 141-0748 Carburetor Gasket Kit.

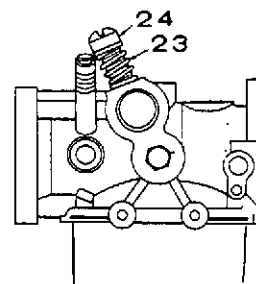
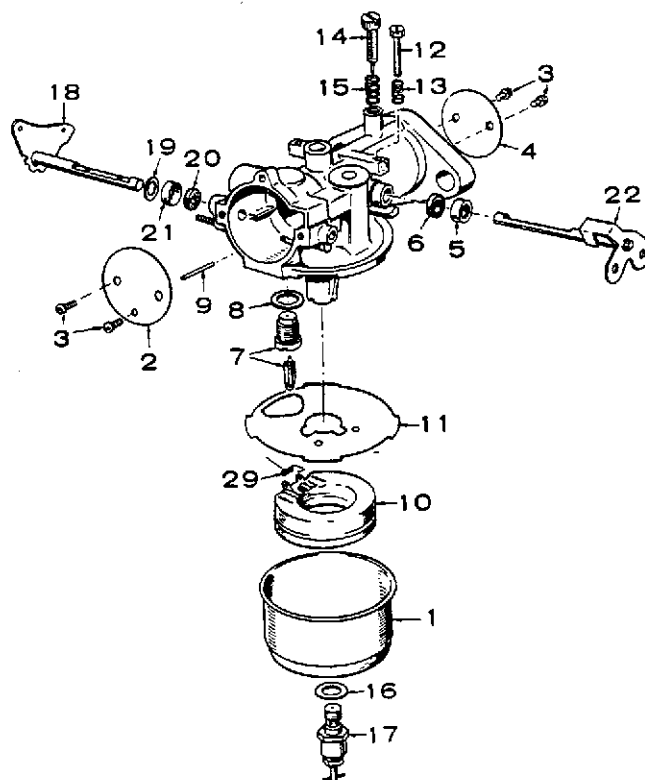


# **OPTION 29** **CARBURETOR PARTS (GAS-GASOLINE, MANUAL CHOKE) BEGIN SPEC H**

REF. NO.	PART NO.	QTY. USED	PART DESCRIPTION
	141-0887	1	Carburetor, Gas-Gasoline Manual Choke (Includes Mounting Gasket)
	141-0747	1	Kit, Carburetor Repair (Includes Parts Marked *)
	141-0748	1	*Kit, Carburetor Gasket (Includes Parts Marked £)
	141-0281	1	£*Gasket, Carburetor Flange
1	141-0708	1	Bowl, Fuel
2	141-0741	1	Plate, Choke
3	141-0698	4	Screw & Washer, Choke and Throttle Plate Mounting
4	141-0706	1	Plate, Throttle
5	141-0705	1	*Retainer, Seal
6	141-0661	1	£*Seal, Rubber
7	141-0830	1	*Valve Seat Assembly, Fuel
8	141-0811	1	£Washer, Fuel Valve Seat
9	141-0703	1	*Shaft, Float
10	141-0702	1	Float Assembly
11	141-0701	1	£*Gasket, Bowl to Body
12	141-0700	1	Screw, Throttle Stop
13	141-0711	1	Spring, Throttle Stop
14	NEEDLE, IDLE ADJUSTING		
	141-0713	2	Gas-Gasoline Units
15	SPRING, IDLE NEEDLE		
	141-0710	2	Gas-Gasoline Units
16	141-0077	1	£*Washer, Main Jet Assembly
17	141-0712	1	Jet Assembly, Main (Adjustable)
18	SHAFT, CHOKE		
	141-0742	1	Manual Choke Units
19	141-0699	1	Washer
20	141-0697	1	£*Seal, Felt
21	141-0203	1	*Retainer, Felt Seal
22	141-0709	1	Shaft and Lever, Throttle
23	141-0733	1	Spring, Main Gas Needle
24	141-0734	1	Needle, Main Gas Adjusting
29	141-0799	1	*Spring, Float

\* - Parts Included in 141-0747 Carburetor Repair Kit.

£ - Parts Included in 141-0748 Carburetor Gasket Kit.

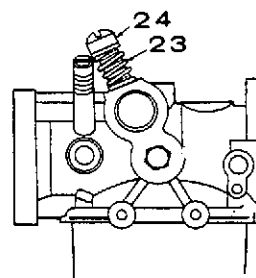
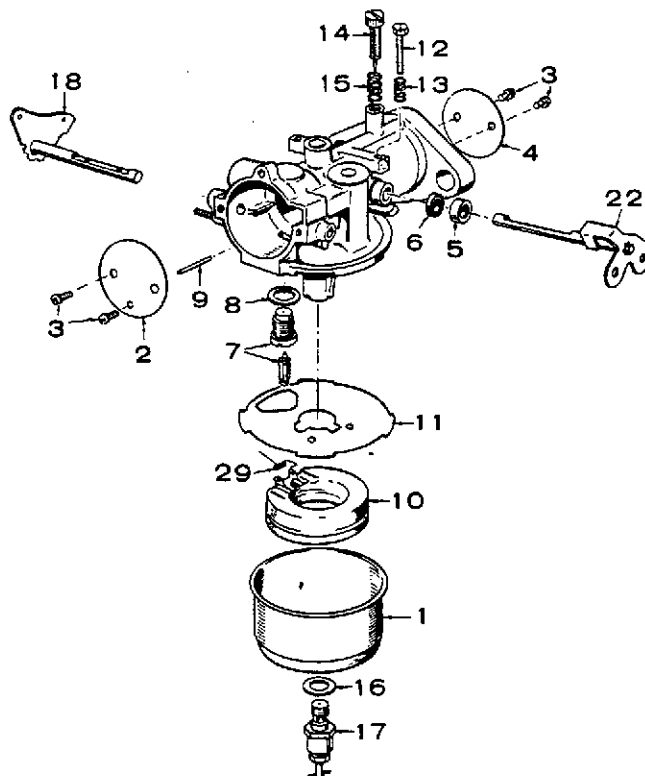


FS-1206

# **OPTION 30** **CARBURETOR PARTS (GAS-GASOLINE, ELECTRIC CHOKE) BEGIN SPEC H**

REF. NO.	PART NO.	QTY. USED	PART DESCRIPTION
	141-0888	1	Carburetor, Gas-Gasoline Electric Choke (Includes Mounting Gasket)
	141-0747	1	Kit, Carburetor Repair (Includes Parts Marked *)
	141-0748	1	*Kit, Carburetor Gasket (Includes Parts Marked £)
	141-0281	1	£*Gasket, Carburetor Flange
1	141-0708	1	Bowl, Fuel
2	141-0741	1	Plate, Choke
3	141-0698	4	Screw & Washer, Choke and Throttle Plate Mounting
4	141-0706	1	Plate, Throttle
5	141-0705	1	*Retainer, Seal
6	141-0661	1	£*Seal, Rubber
7	141-0830	1	*Valve Seat Assembly, Fuel
8	141-0811	1	£Washer, Fuel Valve Seat
9	141-0703	1	*Shaft, Float
10	141-0702	1	Float Assembly
11	141-0701	1	£*Gasket, Bowl to Body
12	141-0700	1	Screw, Throttle Stop
13	141-0711	1	Spring, Throttle Stop
14	NEEDLE, IDLE ADJUSTING		
	141-0713	2	Gas-Gasoline Units
15	SPRING, IDLE NEEDLE		
	141-0710	2	Gas-Gasoline Units
16	141-0077	1	£*Washer, Main Jet Assembly
17	141-0712	1	Jet Assembly, Main (Adjustable)
18	SHAFT, CHOKE		
	141-0679	1	Electric Choke
22	141-0709	1	Shaft and Lever, Throttle
23	141-0733	1	Spring, Main Gas Needle Gas-Gasoline Units
24	141-0734	1	Needle, Main Gas Adjusting - Gas-Gasoline Units
29	141-0799	1	*Spring, Float

\* - Parts Included in 141-0747 Carburetor Repair Kit.  
£ - Parts Included in 141-0748 Carburetor Gasket Kit.

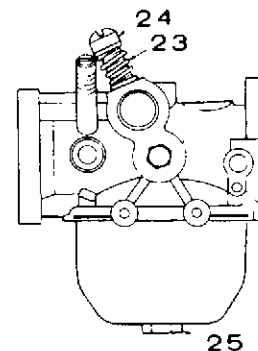
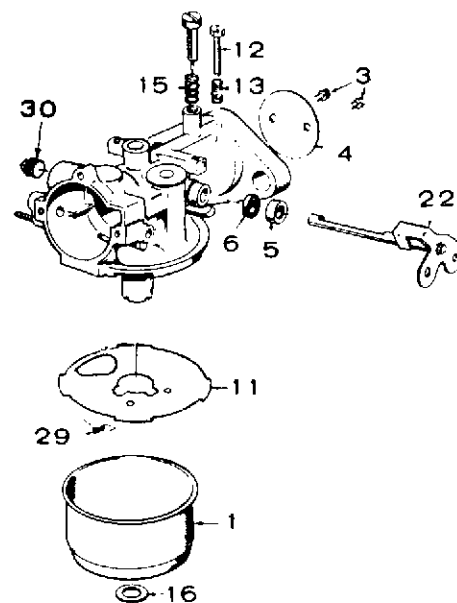


FS-1205

# **OPTION 31** **CARBURETOR PARTS (GAS) BEGIN SPEC H**

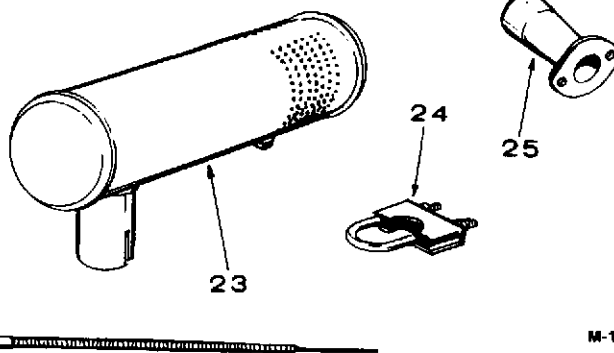
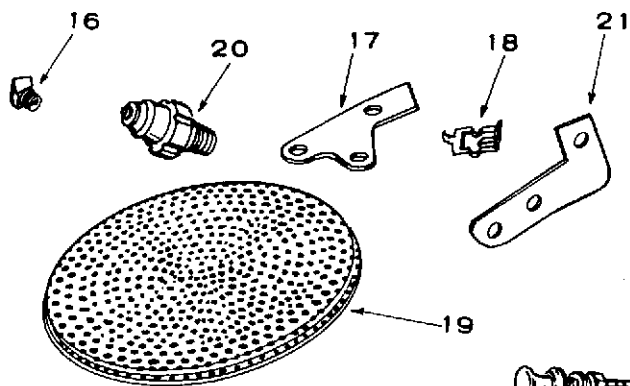
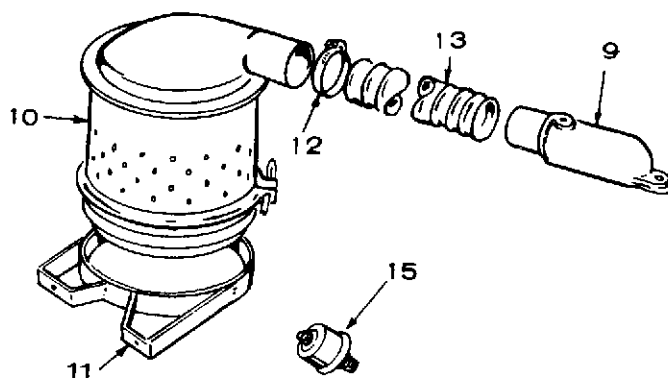
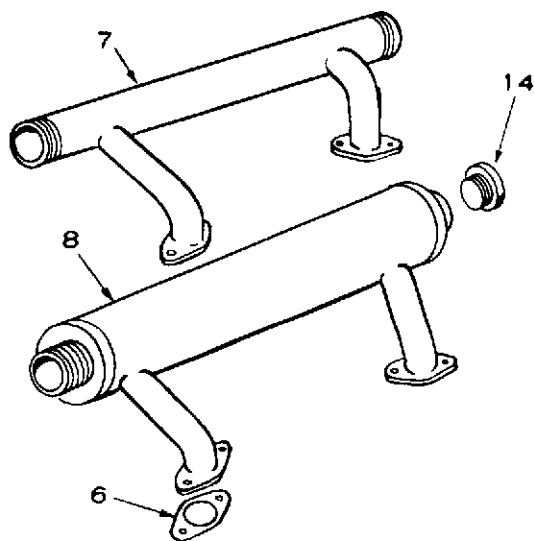
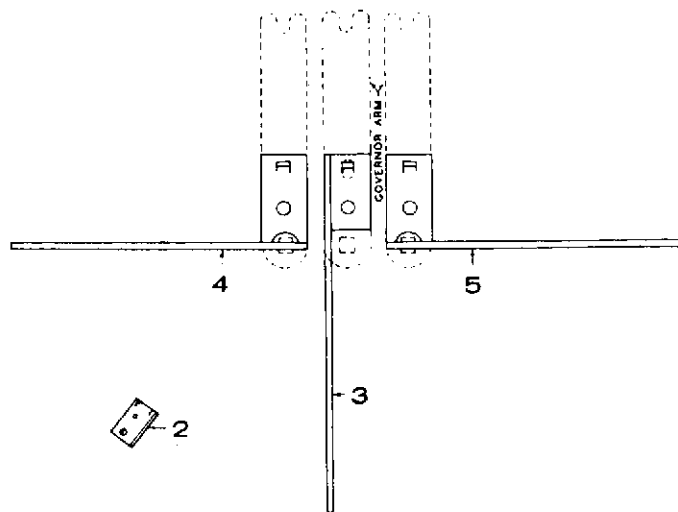
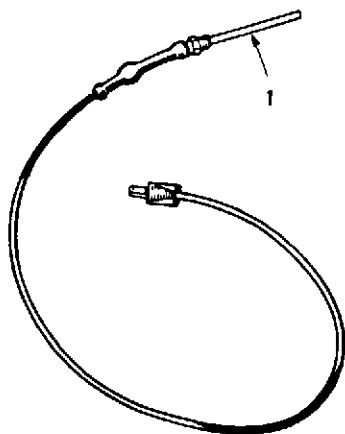
REF. NO.	PART NO.	QTY. USED	PART DESCRIPTION
	141-0892	1	Carburetor, Gas (Includes Mounting Gasket)
	141-0747	1	Kit, Carburetor Repair (Includes Parts Marked *)
	141-0748	1	*Kit, Carburetor Gasket (Includes Parts Marked £)
	141-0281	1	£*Gasket, Carburetor Flange
1	141-0708	1	Bowl, Fuel
3	141-0698	2	Screw & Washer, Choke and Throttle Plate Mounting
4	141-0706	1	Plate, Throttle
5	141-0705	1	*Retainer, Seal
6	141-0661	1	£*Seal, Rubber
11	141-0701	1	£*Gasket, Bowl to Body
12	141-0700	1	Screw, Throttle Stop
13	141-0711	1	Spring, Throttle Stop
14	NEEDLE, IDLE ADJUSTING		
		1	Gas Only Units (Not Available)
15	SPRING, IDLE NEEDLE		
	141-0710	1	Gas Only Units
16	141-0077	1	£*Washer, Main Jet Assembly
22	141-0709	1	Shaft and Lever, Throttle
23	141-0733	1	Spring, Main Gas Needle
24	141-0734	1	Needle, Main Gas Adjusting
25	141-0736	1	Nut, Bowl
29	141-0799	1	*Spring, Float
30	505-0008	1	Plug, Pipe (1/8")

\* - Parts Included in 141-0747 Carburetor Repair Kit.  
£ - Parts Included in 141-0748 Carburetor Gasket Kit.



FS-1192

# MISCELLANEOUS OPTIONAL PARTS



M-1194

927-0404 (APRIL 1981)

D12

## MISCELLANEOUS OPTIONAL PARTS

REF. NO.	PART NO.	QTY. USED	PART DESCRIPTION
1	102-0558	1	Heater, Oil Base
	ARM. GOVERNOR PULL - CONSTANT SPEED		
	GOVERNOR		
2	150-0635	1	Rear Pull
3	150-0755	1	Front Pull
4	150-0790	1	Left Pull
5	150-0752	1	Right Pull
6	154-0973	2	Gasket, Exhaust Manifold
7	154-0998	1	Manifold, Exhaust
8	155-0906	1	Muffler, Exhaust
9	140-0645	1	Adapter, Air Cleaner
10	140-0500	1	Cleaner, Air
11	140-0519	1	Band, Air Cleaner
12	503-0365	2	Clamp, Air Cleaner Hose
13	503-0444	1	Hose, Air Cleaner
			(2" ID 10 x 30" lg)
14	505-0618	1	Cap, Pipe (1-1/2")

REF. NO.	PART NO.	QTY. USED	PART DESCRIPTION
15	193-0108	1	Sender, Oil Pressure
16	502-0053	1	Elbow, Street (45°)
17	153-0327	1	Bracket, Choke
18	518-0176	1	Clip, Choke Bracket
19	134-1889	1	Guard, Flywheel - Rotating
20	309-0237	1	Pressure Switch - Low Oil
			(8-10 PSI)
21	153-0464	1	Bracket, Choke Cable
22	153-0351	1	Cable, Choke Short
23	155-1660	2	Muffler (Ray Gun)
24	155-1239	2	Clamp, Muffler (1-5/8")
25	154-1757	2	Adapter Assembly, Manifold

927-0404 (APRIL 1981)

# D13